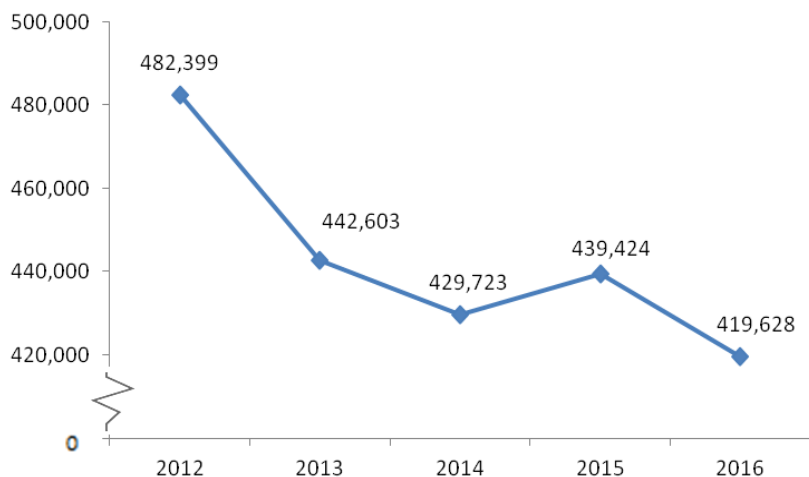



Trends in Philippine Marriages

Registered Marriages : 2012-2016



Median Age at Marriage

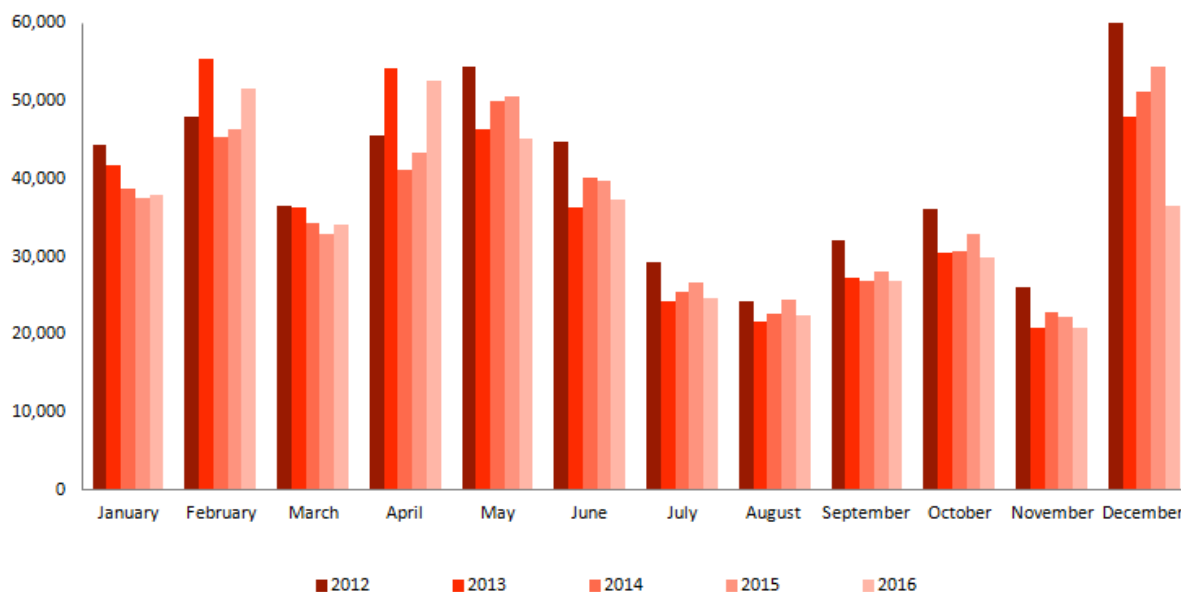


2012 to 2013 2014 to 2016

MONTH with HIGHEST OCCURRENCE of MARRIAGES: 2012-2016



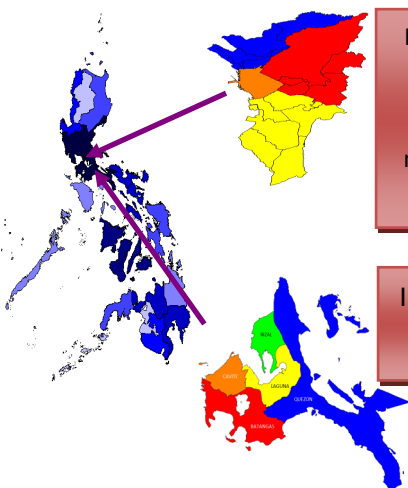
Number of Marriages by Month : 2012-2016



Source: Philippine Statistics Authority, Civil Registration Service-Vital Statistics Division

Pictures: http://all-free-download.com/free-vector/download/white-wedding-doves-with-rings_312003.html, <http://moziru.com/explore/Couple%20clipart%20catholic%20wedding>, www.shutterstock.com

Place of Occurrence	2012	2013	2014	2015	2016
PHILIPPINES	482,399	442,603	429,723	439,424	419,628
National Capital Region	68,210	57,121	60,238	61,094	53,153
Cordillera Administrative Region	10,620	9,817	9,377	8,984	8,779
Ilocos Region	28,841	27,395	26,155	25,409	25,559
Cagayan Valley	23,321	22,168	21,117	20,743	20,304
Central Luzon	56,726	52,786	51,408	50,606	49,595
CALABARZON	60,419	55,420	55,080	55,835	54,401
MIMAROPA	14,772	14,540	12,805	13,571	12,461
Bicol Region	28,118	25,671	22,602	23,882	24,309
Western Visayas	40,110	38,277	34,982	36,097	35,546
Central Visayas	36,273	33,483	34,149	35,934	34,192
Eastern Visayas	18,120	15,861	12,962	16,159	15,852
Zamboanga Peninsula	15,104	13,321	14,129	15,281	15,435
Northern Mindanao	22,928	22,025	20,605	21,025	19,327
Davao Region	26,040	23,340	22,496	22,431	20,818
SOCSCSARGEN	19,251	18,231	18,022	17,560	16,271
Caraga	12,462	12,274	12,786	13,105	12,107
Autonomous Region In Muslim Mindanao	1,084	873	810	1,708	1,519



National Capital Region consistently recorded the highest number of marriages from 2012 to 2015.

In 2016, CALABARZON surpassed NCR.

DEFINITION OF TERMS

Marriage Statistics refer to the number of registered marriages occurred during the year.

Civil Registration is a continuous, permanent and compulsory recording of vital events occurring in the life of an individual such as birth, marriage and death as well as court decrees and legal instruments affecting his status in appropriate registers as mandated by Act 3753, the Civil Registry Law.

Marriage refers to a special contract of permanent union between a man and a woman entered into in accordance with law for the establishment of conjugal and family life.

Place of occurrence refers to the place where the vital event took place.

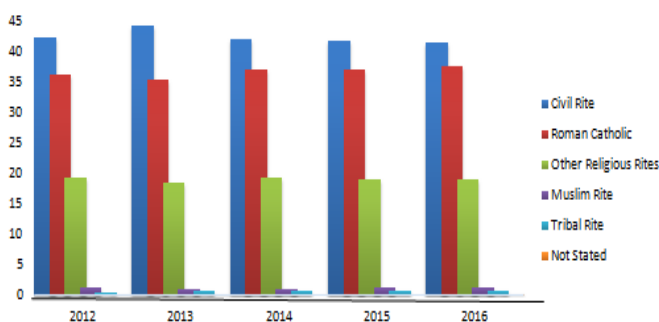
EXPLANATORY NOTES

The information presented herein was obtained from the marriage certificates (Municipal Form No. 97) occurring from 2012 to 2016, submitted by the City/Municipal Registrars from all over the country to the Civil Registration Service of the Philippine Statistics Authority for processing and archiving purposes. There was no adjustment for under-registration in the analysis.

Number of Teenage Marriages by Single Age, Philippines: 2012-2016

Age	Bride				
	2012	2013	2014	2015	2016
Under 15	10	28	10	21	34
15	24	35	27	41	78
16	53	74	59	96	192
17	86	116	94	166	415
18	25,828	22,748	19,518	17,807	15,668
19	28,340	25,373	22,178	21,047	18,563
Age	Groom				
	2012	2013	2014	2015	2016
Under 15	5	3	0	1	3
15	3	2	3	7	1
16	12	10	8	15	48
17	16	40	27	35	193
18	3,622	3,384	2,933	2,613	2,505
19	8,103	7,310	6,267	5,773	5,417

Number of Marriages by Type of Ceremony, Philippines: 2012-2016



Management System
ISO 9001:2015
www.tuv.com
ID 9108640991



For more information or inquiries:

Vital Statistics Division
Civil Registration Service
Civil Registration and Central Support Office
Philippine Statistics Authority (PSA)
E-mail: a.reolalas@psa.gov.ph
Telephone No: 929-5311

For copies of the publication, contact:
Knowledge Management and Communication Division
E-mail: s.nisperos@psa.gov.ph
Telephone Nos: 462-6600 local 810/833 & 834

