

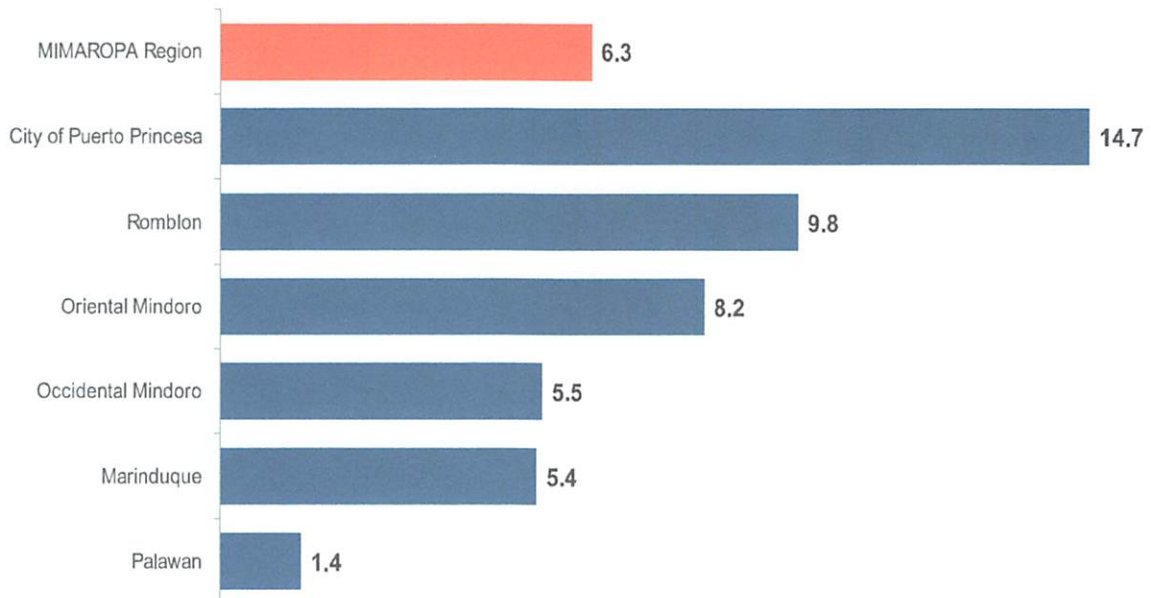
PRESS RELEASE

City of Puerto Princesa Records the Fastest Growth Among the Economies in MIMAROPA Region in 2022

Date of Release: 14 December 2023
Reference No. 2023-SSO-238

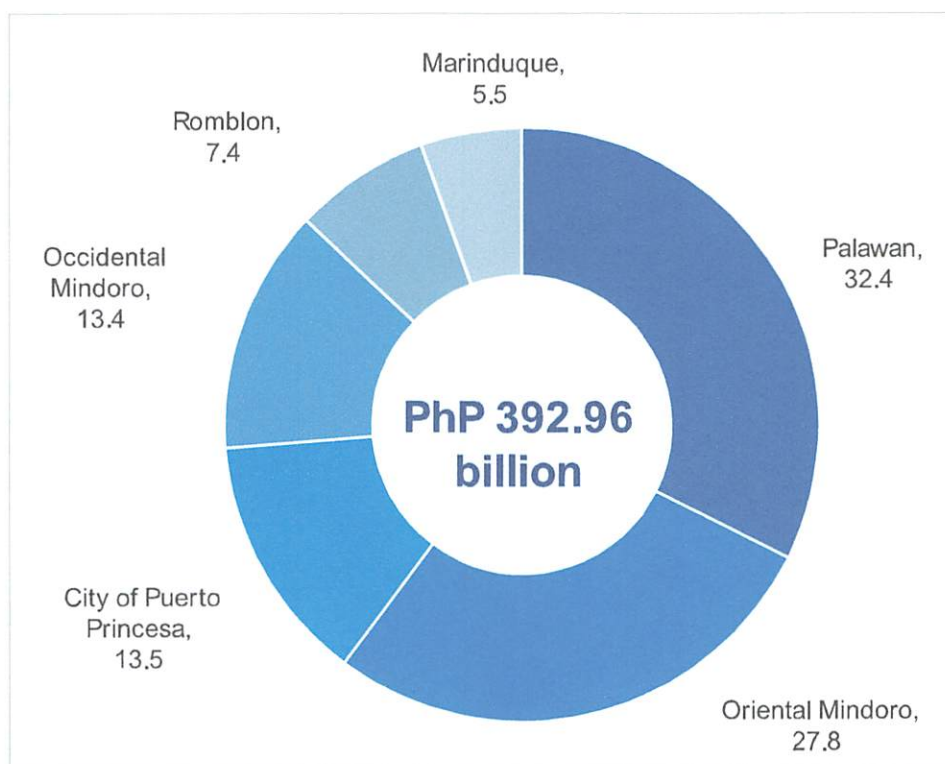
All provinces and Highly Urbanized City (HUC) in MIMAROPA Region grew in 2022, with City of Puerto Princesa recording the fastest growth of 14.7 percent. Romblon and Oriental Mindoro followed with 9.8 percent and 8.2 percent, respectively. Meanwhile, Occidental Mindoro, Marinduque and Palawan posted growths slower than the regional economic growth of 6.3 percent. (Figure 1)

Figure 1. Economic Performance of Provinces and HUC in MIMAROPA Region
Growth Rates (in Percent), 2021 to 2022
At Constant 2018 Prices



Among the provinces in MIMAROPA Region, Palawan had the biggest share to the PhP 392.96 billion total value of the region's economy with 32.4 percent. This was followed by Oriental Mindoro, City of Puerto Princesa, and Occidental Mindoro with respective shares of 27.8 percent, 13.5 percent, and 13.4 percent. (Figure 2)

Figure 2. Share of Provinces and HUC to MIMAROPA Region's GDP, At Constant 2018 Prices: 2022 (In Percent)



Palawan accounted for 41.5 percent of the PhP 70.68 billion value of Agriculture, forestry and fishing of MIMAROPA Region. Oriental Mindoro ranked second with 23.2 percent share, followed by Occidental Mindoro with 22.7 percent share. (Table 1)

Meanwhile, of the PhP 133.86 billion total value of Industry in the region, Palawan also accounted for the biggest share of 43.2 percent. This was followed by Oriental Mindoro with a share of 28.2 percent, and Occidental Mindoro with a share of 10.1 percent. (Table 1)

The Services of the region was valued at PhP 188.42 billion in 2022. Oriental Mindoro had the biggest share of 29.3 percent. Palawan ranked second with a share of 21.3 percent, while City of Puerto Princesa had the third biggest share of 21.2 percent. (Table 1)


Table 1. Share of Provinces and HUC to MIMAROPA Region's Major Industry
At Constant 2018 Prices: 2022

Region/Province/HUC	Levels (in '000 PhP)			Share to the Region (in Percent)		
	AFF	INDUSTRY	SERVICES	AFF	INDUSTRY	SERVICES
Marinduque	1,986,117	6,897,343	12,765,507	2.8	5.2	6.8
Occidental Mindoro	16,056,401	13,539,700	22,961,609	22.7	10.1	12.2
Oriental Mindoro	16,426,871	37,767,664	55,208,138	23.2	28.2	29.3
Palawan	29,348,046	57,839,645	40,054,192	41.5	43.2	21.3
Romblon	5,107,994	6,478,952	17,440,601	7.2	4.8	9.3
City of Puerto Princesa	1,753,030	11,340,620	39,987,940	2.5	8.5	21.2
MIMAROPA Region	70,678,459	133,863,923	188,417,987	100.0	100.0	100.0

Source: Philippine Statistics Authority

In 2023, the Provincial Product Accounts (PPA) compilation covers 82 provinces and 17 HUCs across 16 regions in the country. The results covering the period 2018 to 2022 were consistent with the annual regional accounts released on 27 April 2023.

Complete statistical tables, charts, and data visuals on the PPA of MIMAROPA Region can be accessed at psa.gov.ph/statistics/ppa. Results of the PPA are also released by the respective provincial offices of the PSA through rssomimaropa.psa.gov.ph/statistics/ppa.



DIVINA GRACIA L. DEL PRADO, PhD

Assistant Secretary

Deputy National Statistician

Sectoral Statistics Office



MCP/EAG