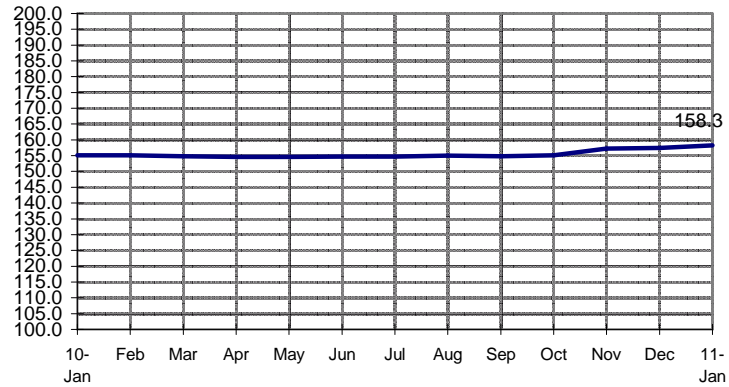


**SEASONALLY ADJUSTED CONSUMER PRICE INDEX (2000=100)**

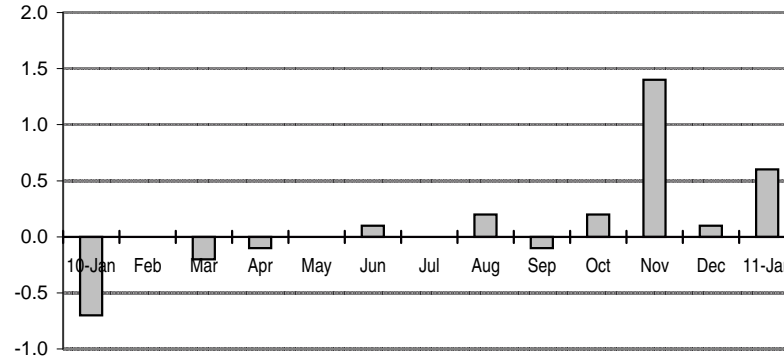
Food, Beverages & Tobacco

**(NCR and AONCR - JANUARY 2011)**

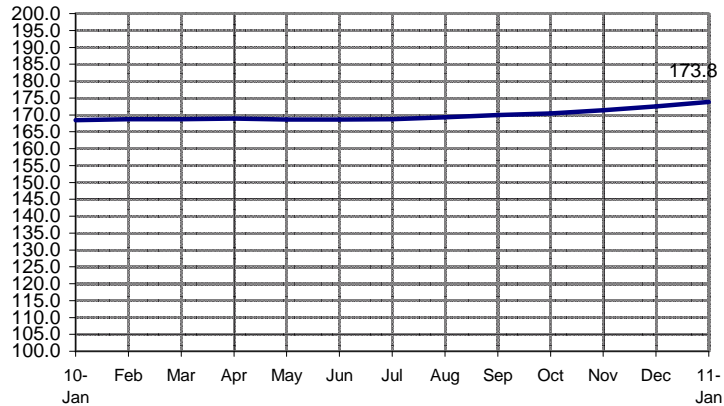
**Fig 1a. Seasonally Adjusted CPI of FBT in NCR  
January 2010 to January 2011**



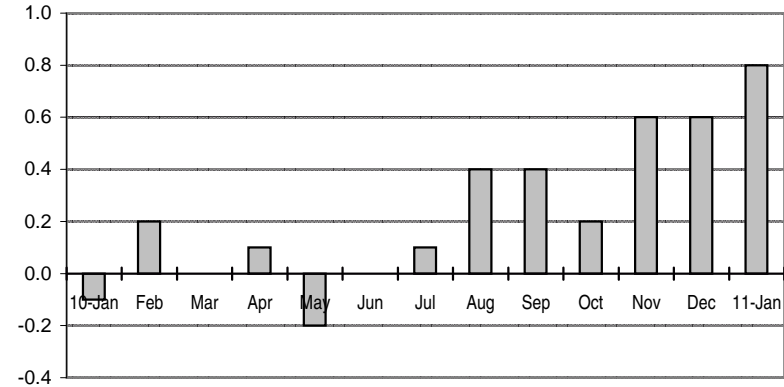
**Fig 2a. Month-on-Month Change of Seasonally Adjusted CPI of  
FBT in NCR : January 2010 to January 2011**



**Fig 1b. Seasonally Adjusted CPI of FBT in AONCR  
January 2010 to January 2011**



**Fig 2b. Month-on-Month Change of Seasonally Adjusted CPI of  
FBT in AONCR : January 2010 to January 2011**

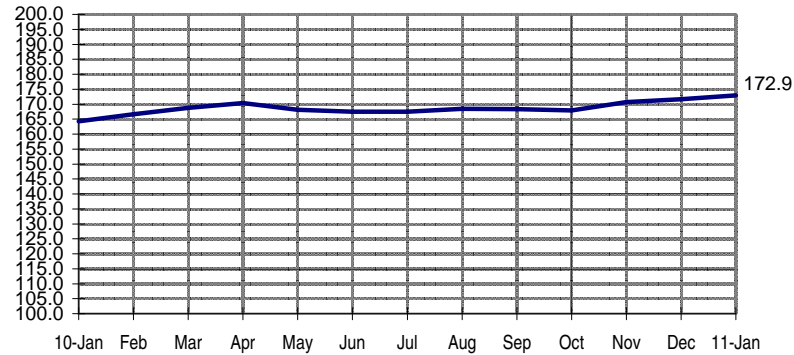


**SEASONALLY ADJUSTED CONSUMER PRICE INDEX (2000=100)**

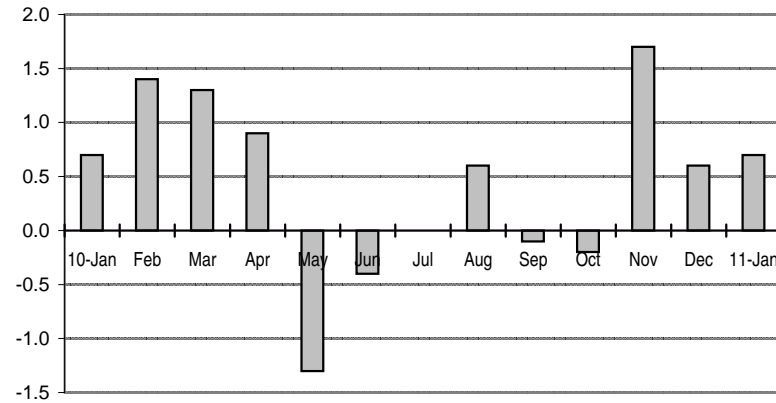
Non-FBT items

**(NCR and AONCR - JANUARY 2011)**

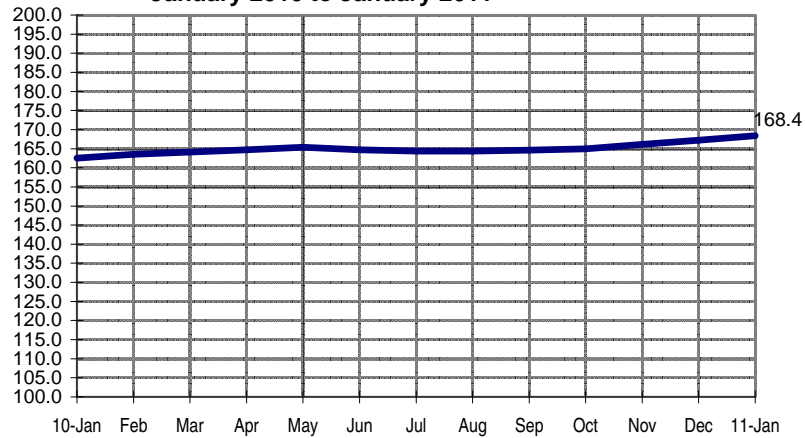
**Fig 3a. Seasonally Adjusted CPI of Non-FBT in NCR  
January 2010 to January 2011**



**Fig 4a. Month-on-Month Change: Seasonally Adjusted CPI of  
Non-FBT in NCR : January 2010 to January 2011**



**Fig 3b. Seasonally Adjusted CPI of Non-FBT in AONCR  
January 2010 to January 2011**



**Fig 4b. Month-on-Month Change of Seasonally Adjusted CPI of  
Non-FBT in AONCR: January 2010 to January 2011**

