

Volume II

ISSN 1908-0425

2009 ANNUAL SURVEY OF PHILIPPINE BUSINESS AND INDUSTRY



FISHING



Republic of the Philippines
NATIONAL STATISTICS OFFICE
Manila

Volume II

ISSN 1908-0425

2009 ANNUAL SURVEY OF PHILIPPINE BUSINESS AND INDUSTRY

FISHING



Republic of the Philippines
NATIONAL STATISTICS OFFICE
Manila



REPUBLIC OF THE PHILIPPINES

His Excellency

PRESIDENT BENIGNO SIMEON C. AQUINO III



NATIONAL STATISTICS OFFICE

CARMELITA N. ERICTA

Administrator

PAULA MONINA G. COLLADO

Deputy Administrator

ISSN 1908 - 0425

FOREWORD

This volume contains the final results of the **2009 Annual Survey of Philippine Business and Industry (ASPBI) for Fishing** (Major Division B). The 2009 ASPBI was conducted by the National Statistics Office in August 2010 with the year 2009 as the reference period of data, except that for employment which is as of 15 November 2009.

Statistics on number of establishments, employment, compensation, revenue, cost, fixed assets, capital expenditures, inventories, and value added are presented by employment size and industry disaggregated at the national or regional level. For establishments with total employment of 20 and over and less than 20, statistics are presented by industry sub-class both at the national and regional levels. Furthermore, statistics for all establishments are presented by industry group and sub-class at the national level. Information contained in this report is useful to the government and to the private sector in formulating and implementing economic plans and programs.

This Office acknowledges with sincere thanks and appreciation the cooperation of reporting establishments.

CARMELITA N. ERICTA
Administrator

Manila, Philippines
May 2012

TABLE OF CONTENTS

	Page Number
FOREWORD	iii
EXPLANATORY TEXT	xiii
Introduction	xiii
Uses of Survey Data.....	xiii
Aspbi Slogan and Logo	xiv
Legal Authority.....	xiv
Scope and Coverage.....	xv
Unit of Enumeration	xvii
Survey Design.....	xvii
Classification Of Establishment.....	xvii
Frame Of Establishments	xix
Sampling Design	xx
Sampling Units.....	xx
Sampling Domain	xxii
Sample Size	xxiv
Sample Allocation.....	xxvi
Sample Selection.....	xxviii
Estimation Procedure.....	xxviii
Questionnaire Design.....	xxxi
Reference Period.....	xxxiii
Survey Operations.....	xxxiii
Response Rate.....	xxxviii
Concepts and Definitions.....	xxxix
Description of Industries for Fishing	xliv
BRIEF ANALYSIS	xlv
Number of Establishments.....	xlv
Employment	xlvi
Compensation.....	xlvii
Value of Output.....	xlviii
Cost.....	xlix
Revenue per Cost.....	xlix
Value Added	xlix
Labor productivity.....	l
Gross Addition to Tangible Fixed Assets.....	l
Subsidies.....	l
LIST OF FIGURES	
1 Sample Allocation Diagram for TE 20 and Over.....	xxvii
2 Percent Distribution of Fishing Establishments for All Employment Sizes by Industry Group: Philippines, 2009.....	xlv
3 Distribution of Employment for Fishing Establishments for All Employment Sizes by Industry Group: Philippines, 2009.....	xlv

TABLE OF CONTENTS – continued

		Page Number
LIST OF FIGURES		
4	Average Annual Compensation of Employees for Fishing Establishments for All Employment Sizes by Industry Group: Philippines, 2009.....	xlvii
5	Percent Distribution of Value of Output for Fishing Establishments for All Employment Sizes by Industry Group: Philippines, 2009.....	xlviii
6	Value Added Per Worker for Fishing Establishments for All Employment Sizes by Industry Group: Philippines, 2009.....	I
LIST OF TABLES		
1	Survey Series by Sector.....	xiii
2	Scope of the 2009 ASPBI.....	xvi
3	Employment Size and Code.....	xix
4	Sampling Units by Industry.....	xx
5	Geographic Domains and Its Composition.....	xxii
6	Number of Industry Domains by Major Division.....	xxiii
7	Employment Stratum.....	xxiv
8	Number of Samples by Major Division and Employment Size.....	xxvi
9	Type of Questionnaires.....	xxxi
10	List of Data Items.....	xxxii
11	Schedule of 2009 ASPBI/SICT Regional Data Dissemination Seminars...	xxxviii
12	Publication Volumes by Major Division.....	xxxix
13	Response Rates by Major Division and by Employment Size.....	xl
LIST OF STATISTICAL TABLES		
Establishments for All Employment Sizes		
1	Summary Statistics for Fishing Establishments for All Employment Sizes by Industry Sub-class: Philippines, 2009.....	3
2	Number of Establishments and Employment by Type and Sex for Fishing Establishments for All Employment Sizes by Industry Sub-class: Philippines, 2009.....	5
3	Number of Establishments and Compensation of Employees for Fishing Establishments for All Employment Sizes by Industry Sub-class: Philippines, 2009.....	6
4	Number of Establishments and Value of Output for Fishing Establishments for All Employment Sizes by Industry Sub-class: Philippines, 2009.....	7
4.1	Number of Establishments and Revenue by Type for Fishing Establishments for All Employment Sizes by Industry Sub-class: Philippines, 2009.....	9

TABLE OF CONTENTS – continued

	Page Number
Establishments for All Employment Sizes	
4.2	Number of Establishments and Value of Products and By-Products Sold by Mode of Sale for Fishing Establishments for All Employment Sizes by Industry Sub-class: Philippines, 2009.....
	12
4.3	Number of Establishments and Industrial Services Done for Others for Fishing Establishments for All Employment Sizes by Industry Sub-class: Philippines, 2009.....
	13
4.4	Number of Establishments and Non-industrial Services Done for Others for Fishing Establishments for All Employment Sizes by Industry Sub-class: Philippines, 2009.....
	14
5	Number of Establishments and Cost by Type for Fishing Establishments for All Employment Sizes by Industry Sub-class: Philippines, 2009.....
	15
5.1	Number of Establishments and Intermediate Cost for Fishing Establishments for All Employment Sizes by Industry Sub-class: Philippines, 2009.....
	18
5.2	Number of Establishments and Industrial Services Done by Others for Fishing Establishments for All Employment Sizes by Industry Sub-class: Philippines, 2009.....
	20
5.3	Number of Establishments and Non-industrial Services Done by Others for Fishing Establishments for All Employment Sizes by Industry Sub-class: Philippines, 2009.....
	21
6	Number of Establishments and Capital Expenditures for Tangible Fixed Assets by Type for Fishing Establishments for All Employment Sizes by Industry Sub-class: Philippines, 2009.....
	22
6.1	Number of Establishments and Capital Expenditures for Directly Imported Tangible Fixed Assets for Fishing Establishments for All Employment Sizes by Industry Sub-class: Philippines, 2009.....
	24
6.2	Number of Establishments and Capital Expenditures for Tangible Fixed Assets by Mode of Acquisition for Fishing Establishments for All Employment Sizes by Industry Sub-class: Philippines, 2009.....
	26
6.3	Number of Establishments and Capital Expenditures for Intangible Assets for Fishing Establishments for All Employment Sizes by Industry Sub-class: Philippines, 2009.....
	27
7	Number of Establishments and Gross Addition to Tangible Fixed Assets for Fishing Establishments for All Employment Sizes by Industry Sub-class: Philippines, 2009.....
	28

TABLE OF CONTENTS – continued

		Page Number
Establishments for All Employment Sizes		
7.1	Number of Establishments and Sale of Tangible Fixed Assets by Type for Fishing Establishments for All Employment Sizes by Industry Sub-class: Philippines, 2009.....	29
7.2	Number of Establishments and Losses and Damages to Tangible Fixed Assets by Type for Fishing Establishments for All Employment Sizes by Industry Sub-class: Philippines, 2009.....	31
8	Number of Establishments and Book Value of Tangible Fixed Assets by Type for Fishing Establishments for All Employment Sizes by Industry Sub-class: Philippines, 2009.....	33
8.1	Number of Establishments and Book Value of Intangible Assets for Fishing Establishments for All Employment Sizes by Industry Sub-class: Philippines, 2009.....	35
9	Number of Establishments and Value of Inventories by Type for Fishing Establishments for All Employment Sizes by Industry Sub-class: Philippines, 2009.....	36
10	Number of Reporting Establishments and Highest Capital Participation Rate of Stockholder by Nationality for Fishing Establishments for All Employment Sizes by Industry Sub-class: Philippines, 2009.....	39
Establishments with Total Employment of 20 and over		
1a	Summary Statistics for Fishing Establishments with Total Employment of 20 and Over by Region and Industry Sub-class: Philippines, 2009.....	43
2a	Number of Establishments and Employment by Type and Sex for Fishing Establishments with Total Employment of 20 and Over by Region and Industry Sub-class: Philippines, 2009.....	47
3a	Number of Establishments and Compensation of Employees for Fishing Establishments with Total Employment of 20 and Over by Region and Industry Sub-class: Philippines, 2009.....	49
4a	Number of Establishments and Value of Output for Fishing Establishments with Total Employment of 20 and Over by Region and Industry Sub-class: Philippines, 2009.....	51
4a.1	Number of Establishments and Revenue by Type for Fishing Establishments with Total Employment of 20 and Over by Region and Industry Sub-class: Philippines, 2009.....	55

TABLE OF CONTENTS – continued

	Page Number
Establishments with Total Employment of 20 and over	
4a.2	Number of Establishments and Value of Products and By-Products Sold by Mode of Sale for Fishing Establishments with Total Employment of 20 and Over by Region and Industry Sub-class: Philippines, 2009.....
	61
4a.3	Number of Establishments and Value of Industrial Services Done for Others for Fishing Establishments with Total Employment of 20 and Over by Region and Industry Sub-class: Philippines, 2009.....
	63
4a.4	Number of Establishments and Value of Non-industrial Services Done for Others for Fishing Establishments with Total Employment of 20 and Over by Region and Industry Sub-class: Philippines, 2009.....
	65
5a	Number of Establishments and Cost by Type for Fishing Establishments with Total Employment of 20 and Over by Region and Industry Sub-class: Philippines, 2009.....
	67
5a.1	Number of Establishments and Intermediate Cost for Fishing Establishments with Total Employment of 20 and Over by Region and Industry Sub-class: Philippines, 2009.....
	73
5a.2	Number of Establishments and Cost of Industrial Services Done by Others for Fishing Establishments with Total Employment of 20 and Over by Region and Industry Sub-class: Philippines, 2009.....
	77
5a.3	Number of Establishments and Cost of Non-industrial Services Done by Others for Fishing Establishments with Total Employment of 20 and Over by Region and Industry Sub-class: Philippines, 2009.....
	79
6a	Number of Establishments and Capital Expenditures for Tangible Fixed Assets by Type for Fishing Establishments with Total Employment of 20 and Over by Region and Industry Sub-class: Philippines, 2009.....
	81
6a.1	Number of Establishments and Capital Expenditures for Directly Imported Tangible Fixed Assets for Fishing Establishments with Total Employment of 20 and Over by Region and Industry Sub-class: Philippines, 2009.....
	85
6a.2	Number of Establishments and Capital Expenditures for Tangible Fixed Assets by Mode of Acquisition for Fishing Establishments with Total Employment of 20 and Over by Region and Industry Sub-class: Philippines, 2009.....
	89
6a.3	Number of Establishments and Capital Expenditures for Intangible Assets for Fishing Establishments with Total Employment of 20 and Over by Region and Industry Sub-class: Philippines, 2009.....
	91

TABLE OF CONTENTS – continued

		Page Number
Establishments with Total Employment of 20 and over		
7a	Number of Establishments and Gross Addition to Tangible Fixed Assets for Fishing Establishments with Total Employment of 20 and Over by Region and Industry Sub-class: Philippines, 2009.....	93
7a.1	Number of Establishments and Sale of Tangible Fixed Assets by Type for Fishing Establishments with Total Employment of 20 and Over by Region and Industry Sub-class: Philippines, 2009.....	95
7a.2	Number of Establishments and Losses and Damages to Tangible Fixed Assets by Type for Fishing Establishments with Total Employment of 20 and Over by Region and Industry Sub-class: Philippines, 2008.....	99
8a	Number of Establishments and Book Value of Tangible Fixed Assets by Type for Fishing Establishments with Total Employment of 20 and Over by Region and Industry Sub-class: Philippines, 2009.....	103
8a.1	Number of Establishments and Book Value of Intangible Assets for Fishing Establishments with Total Employment of 20 and Over by Region and Industry Sub-class: Philippines, 2009.....	107
9a	Number of Establishments and Value of Inventories by Type for Fishing Establishments with Total Employment of 20 and Over by Region and Industry Sub-class: Philippines, 2009.....	109
10a	Number of Reporting Establishments and Highest Capital Participation Rate of Stockholder by Nationality for Fishing Establishments with Total Employment of 20 and Over by Region and Industry Sub-class: Philippines, 2009.....	115
Establishments with Total Employment of Less Than 20		
1b	Summary Statistics for Fishing Establishments with Total Employment of Less Than 20 by Region and Industry Sub-class: Philippines, 2009.....	121
2b	Number of Establishments and Employment by Type and Sex for Fishing Establishments with Total Employment of Less Than 20 by Region and Industry Sub-class: Philippines, 2009.....	125
3b	Number of Establishments and Compensation of Employee for Fishing Establishments with Total Employment of Less Than 20 by Region and Industry Sub-class: Philippines, 2009.....	127
4b	Number of Establishments and Value of Output for Fishing Establishments with Total Employment of Less Than 20 by Region and Industry Sub-class: Philippines, 2009.....	129

TABLE OF CONTENTS – continued

	Page Number
Establishments with Total Employment of Less Than 20	
4b.1	Number of Establishments and Revenue by Type for Fishing Establishments with Total Employment of Less Than 20 by Region and Industry Sub-class: Philippines, 2009.....
	133
4b.2	Number of Establishments and Value of Products and By-Products Sold by Mode of Sale for Fishing Establishments with Total Employment of Less Than 20 by Region and Industry Sub-class: Philippines, 2009.....
	139
4b.3	Number of Establishments and Value of Industrial Services Done for Others for Fishing Establishments with Total Employment of Less Than 20 by Region and Industry Sub-class: Philippines, 20.....
	141
4b.4	Number of Establishments and Value of Non-industrial Services Done for Others for Fishing Establishments with Total Employment of Less Than 20 by Region and Industry Sub-class: Philippines, 2009.....
	143
5b	Number of Establishments and Cost by Type for Fishing Establishments with Total Employment of Less Than 20 by Region and Industry Sub-class: Philippines, 2009.....
	145
5b.1	Number of Establishments and Intermediate Cost for Fishing Establishments with Total Employment of Less Than 20 by Region and Industry Sub-class: Philippines, 2009.....
	151
5b.2	Number of Establishments and Cost of Industrial Services Done by Others for Fishing Establishments with Total Employment of Less Than 20 by Region and Industry Sub-class: Philippines, 2009.....
	155
5b.3	Number of Establishments and Non-industrial Services Done by Others for Fishing Establishments with Total Employment of Less Than 20 by Region and Industry Sub-class: Philippines, 2009.....
	157
6b	Number of Establishments and Capital Expenditures for Tangible Fixed Assets by Type for Fishing Establishments with Total Employment of Less Than 20 by Region and Industry Sub-class: Philippines, 2009.....
	159
6b.1	Number of Establishments and Capital Expenditures for Directly Imported Tangible Fixed Assets for Fishing Establishments with Total Employment of Less Than 20 by Region and Industry Sub-class: Philippines, 2009.....
	163
6b.2	Number of Establishments and Capital Expenditures for Tangible Fixed Assets by Mode of Acquisition for Fishing Establishments with Total Employment of Less Than 20 by Region and Industry Sub-class: Philippines, 2009.....
	167

TABLE OF CONTENTS – concluded

		Page Number
Establishments with Total Employment of Less Than 20		
6b.3	Number of Establishments and Capital Expenditures for Intangible Assets for Fishing Establishments for Fishing Establishments with Total Employment of Less Than 20 by Region and Industry Sub-class: Philippines, 2009.....	169
7b	Number of Establishments and Gross Addition to Tangible Fixed Assets for Fishing Establishments with Total Employment of Less Than 20 by Region and Industry Sub-class: Philippines, 2009	171
7b.1	Number of Establishments and Sale of Tangible Fixed Asset by Type for Fishing Establishments with Total Employment of Less Than 20 by Region and Industry Sub-class: Philippines, 2009.....	173
7b.2	Number of Establishments and Losses and Damages to Tangible Fixed Assets by Type for Fishing Establishments with Total Employment of Less Than 20 by Region and Industry Sub-class: Philippines, 2009.....	177
8b	Number of Establishments and Book Value of Tangible Fixed Assets by Type for Fishing Establishments with Total Employment of Less Than 20 by Region and Industry Sub-class: Philippines, 2009.....	181
8b.1	Number of Establishments and Book Value of Intangible Assets for Fishing Establishments with Total Employment of Less Than 20 by Region and Industry Sub-class: Philippines, 2009.....	185
9b	Number of Establishments and Value of Inventories by Type for Fishing Establishments with Total Employment of Less Than 20 by Region and Industry Sub-class: Philippines, 2009.....	187
10b	Number of Reporting Establishments and Highest Capital Participation Rate of Stockholder by Nationality for Fishing Establishments with Total Employment of Less Than 20 by Region and Industry Sub-class: Philippines, 2009.....	193
 APPENDICES		
1	ASPBI Form No. 1.....	199
2	2009 ASPBI Sampling Rates by Industry and Employment Stratum.....	211
3	Designation Order of Committee and Working Groups for 2009 ASPBI....	219

EXPLANATORY TEXT

INTRODUCTION

The Annual Survey of Philippine Business and Industry (ASPBI) is one of the designated statistical activities of the National Statistics Office (NSO). It is a nationwide undertaking designed to collect and generate information on the levels, structure and trends of economic activities in the entire country.

The 2009 ASPBI, conducted in 2010 with 2009 as reference year, covered the 14 sectors of the Philippine economy. Presented in Table 1 are the series of each sector included in the annual surveys of establishments.

TABLE 1 Survey Series by Sector

Sector	N th Series	Sector	N th Series
Agriculture, Hunting and Forestry	16 th	Hotels and Restaurants	27 th
Fishing	16 th	Transport, Storage and Communications	26 th
Mining and Quarrying	26 th	Financial Intermediation	27 th
Manufacturing	40 th	Real Estate, Renting and Business Activities	27 th
Electricity, Gas and Water Supply	26 th	Education	27 th
Construction	26 th	Health and Social Work	27 th
Wholesale and Retail Trade; Repair of Motor Vehicles, Motorcycles and Personal and Household Goods	31 st	Other Community, Social and Personal Service Activities	27 th

Uses of Survey Data

Data collected from the 2009 ASPBI constitute bases upon which the government and the private sector can formulate policies and evolve economic development plans.

Specifically, the survey results are used in:

- constructing national and regional income accounts of the Philippine economy
- formulating development strategies and monitoring plans/policies in the attainment of national and regional goals
- determining and comparing regional economic structure and performance
- valuating conditions of the economy, employment and income perspective in order to make more informed decisions

- evaluating business options, assessing opportunities for new investments and estimating market shares of industries
- providing updates for the frame of establishments.

ASPBI Slogan and Logo

Providing Statistics for a Globally Competitive Economy is the slogan of the census/survey of establishments since the 2000 Census of Philippine Business and Industry. Along with the slogan is the logo shown below.



The logo, which is a stylistic representation of the Filipino flag, capsulizes the objectives of the 2009 ASPBI.

The golden sun represents the vision of hope which reaches out like the sun's rays for the improvement of the quality of life of all Filipinos; the red chart, the desired trend of the country's economic progress; the white building, the businesses and industries that propel the growth of the economy; while the blue background symbolizes the cooperation between and among the data providers, data producers and data users.

LEGAL AUTHORITY

The conduct of the 2009 ASPBI was undertaken by authority of the following legislative acts and presidential directives:

- Commonwealth Act No. 591 An Act to Create the Bureau of the Census and Statistics to consolidate statistical activities of the government therein which was approved on August 19, 1940. This empowers the Bureau, among other things, to prepare for and undertake all censuses of population, agriculture, industry and commerce.

Penalty Clause

Section 3 of the Commonwealth Act No. 591 states that:

"... Any person who fails or refuses to accomplish, mail or deliver such questionnaire or form received by him to the Bureau of the Census and Statistics...or any person who in accomplishing any such questionnaire or form, knowingly gives data or information which shall prove to be materially untrue in any particular, or any person who signs such questionnaire or form after it has been accomplished in the knowledge that it is untrue in any particular shall upon conviction, be punished ..."

Confidentiality of Information

Section 4 of the Commonwealth Act No. 591 states that:

"Data furnished the Bureau of the Census and Statistics by an individual, corporation, partnership, institution or business enterprise shall not be used as evidence in any court or in any public office either as evidence for or against the individual, corporation, association, partnership, institution or business enterprise from whom such data

emanates; nor shall such data or information be divulged to any person except authorized employees of the Bureau of the Census and Statistics, acting in the performance of their duties; nor shall data be published except in the form of summaries or statistical tables in which no reference to an individual, corporation, association, partnership, institution, or business enterprise shall appear. Any person violating the provisions of this section shall, upon conviction, be punished by a fine of not more than six hundred pesos or by imprisonment for not more than six months, or by both.”

- Presidential Decree No. 418 dated March 20, 1974 reconstituted the Bureau of the Census and Statistics as a new agency to be known as the National Census and Statistics Office (NCSO), under the administrative supervision of the National Economic Development Authority (NEDA).
- Executive Order No. 121 Reorganization Act of the Philippine Statistical System, dated August 4, 1987 renamed the National Census and Statistics Office (NCSO) to National Statistics Office which shall be the major statistical agency responsible for generating general purpose statistics and undertaking such censuses and surveys.
- Executive Order 352 Designation of Statistical Activities that will generate critical data for decision-making by the Government and the Private Sector, dated July 1, 1996.
- Executive Order 5 Strengthening the National Statistics Office, dated July 29, 1998.

SCOPE AND COVERAGE

The 2009 ASPBI is a nationwide undertaking confined to the formal sector of the economy and as such excludes the informal sector. The following comprise the formal sector:

1. Corporations and partnerships
2. Cooperatives and foundations
3. Single proprietorship with employment of 10 or more
4. Single proprietorship with branches

Starting with the 2006 Census of Philippine Business and Industry and thereafter, all establishment censuses and surveys conducted by NSO cover only the formal sector. The decision to include only the formal sector was based on the contribution of this group to the value added of the major sectors. In particular, the 2003 and 2005 ASPBI results showed that the contribution of the formal sector was at least 50 percent of value added. In 11 of the 14 sectors, value added of the formal sector ranged from 80 to 100 percent of the total.

Another consideration was the quality of the survey frame. The survey frame was extracted from the List of Establishments (LE). The series of updating operations since 1999 focused more on the updating of the formal sector. Budgetary constraint was the reason why coverage was limited to these economic units.

The absence of a clear delineation between household operated activities and businesses was one of the problems encountered in the creation of the frame. Limiting the coverage of the survey to the formal sector clearly defines the units in the survey frame.

Thus, the 2009 ASPBI covered only the following economic units:

- All establishments with total employment (TE) of 10 and over, and
- All establishments with TE of less than 10, except those establishments with Legal Organization = 1 (single proprietorship) and Economic Organization = 1 (single establishment), that are engaged in economic activities classified according to the amended 1994 Philippine Standard Industrial Classification (PSIC).

Listed below are the economic activities within the scope of the 2009 ASPBI.

TABLE 2 Scope of the 2009 ASPBI

Industry Code	Economic Activity	Industry Code	Economic Activity
A	Agriculture, Hunting and Forestry	H	Hotels and Restaurants
B	Fishing	I	Transport, Storage and Communications (except operators of tricycles, pedicabs, jeepneys and Asian Utility Vehicles; government postal and telegraphic offices; and booking/ticketing offices of foreign airlines)
C	Mining and Quarrying	J	Financial Intermediation (except Central Bank)
D	Manufacturing	K	Real Estate, Renting and Business Activities (except letting and operating real estate such as residential and non-residential buildings and land rentals)
E	Electricity, Gas and Water Supply	M	Education (except public education)
F	Construction	N	Health and Social Work (except public medical, dental and other health services)
G	Wholesale and Retail Trade; Repair of Motorcycles and Personal and Household Goods (except retail sale via stalls and markets)	O	Other Community, Social and Personal Service Activities (except activities of membership organizations, not elsewhere classified)

UNIT OF ENUMERATION

The unit of enumeration in the 2009 ASPBI was the establishment. An establishment is defined in the United Nations International Recommendations on Industrial Statistics as:

“an economic unit under a single ownership or control, i.e., under a single legal entity, engaged in one or predominantly one kind of economic activity at a single fixed location.”

In actual practice, however, there were difficulties in applying the ideal definition so the establishment is defined in operational terms to take into account the organization and record keeping practices of certain sectors by making the single location and activity criteria more flexible. Thus, the operational definition of an establishment is as follows:

“the unit that is engaged in the production of the most homogenous group of goods and services, usually at one location, but sometimes over a wider area, for which separate records are available that can provide data concerning the production of these goods and services and the materials, labor and physical resources used in the production.”

The above definition is applicable to the following: Construction; Transport, Storage and Communications; Other monetary intermediation; Credit card activities; Investment company operation; Investment house operation; Securities dealership, own account; Financial holding companies; Venture capital corporation; Life insurance; Pension funding/Fund management; Non-life insurance; Pre-need plan activities; Activities auxiliary to insurance and pension funding; Real estate buying, developing, subdividing and selling; Cemetery development and sale including burial crypt; Investigation and security activities; Electric cooperatives; and Water district cooperatives. It is then necessary to use the *kind-of-activity unit* for these sectors. A kind-of-activity unit differs from the establishment as there is no restriction with respect to the geographical areas in which a given kind of activity is carried on by a single legal entity.

SURVEY DESIGN

Classification of Establishment

An establishment is categorized by its economic organization, legal organization, industrial classification, employment size, and geographic location.

Economic Organization (EO). This relates to the organizational structure or role of the establishment in the organization. The following are the types of EO:

- *Single establishment* (EO=1) is an establishment which has neither branch nor main office.
- *Branch only* (EO=2) is an establishment which has a separate main office located elsewhere.
- *Establishment and main office* (EO=3), both located in the same address and with branch/es elsewhere.

- *Main office only* (EO=4) is the unit which controls, supervises and directs one or more establishments of an enterprise.
- *Ancillary unit other than Main Office* (EO=5) is the unit that operates primarily or exclusively for a related establishment or group of related establishments or its parent establishment and provides goods or services that support but do not become part of the output of those establishments.

Legal Organization (LO). This provides the legal basis for ownership of the establishment. The following are the types of LO:

- *Single Proprietorship* (LO=1) is a business establishment organized, owned and managed by one person, who alone assumes the risk of the business enterprise.
- *Partnership* (LO=2) is an association of two or more individuals for the conduct of a business enterprise based upon an agreement or contract between or among them to contribute money, property or industry into a common fund with the intention of dividing profits among themselves.
- *Government Corporation* (LO=3) is a corporation organized for private aim, benefit or purpose with the government as the majority stockholder, regardless of whether they are stock or non-stock corporations.
- *Stock Corporation* (LO=4) is an ordinary business corporation organized by private persons, created and operated for the purpose of making a profit which may be distributed in the form of dividends to stockholders on the basis of their invested capital.
- *Non-Stock Corporation* (LO=5) is a business corporation who does not issue stock to its members and are created not to profit but for the public good and welfare. Of this character are most of the religious, social, literary, scientific, civic and political organizations and societies.
- *Cooperative* (LO=6) is an organization composed primarily of small producers and/or consumers who voluntarily join together to form a business enterprise, which they themselves own, control and patronize.
- *Others* (LO=7) are organizations not classified in any of the above classification like private associations, foundations, non-government organizations, etc.

Industrial Classification. The industrial classification of an economic unit was determined by the activity from which it derives its major income or revenue. The amended 1994 PSIC, which was aligned with the International Standard Industrial Classification (ISIC) Revision 3.1 of all economic activities for purposes of international comparability, was utilized to classify economic units according to their economic activities.

The amended 1994 PSIC consists of alpha character and five numeric digits. The alpha character, which represents the sector or major division, is denoted by the characters A to Q. The first two numeric digits represent the division; the first three numeric digits, the group; the first four digits, the class; and the five digits, the sub-class.

Establishment Size. The size of an establishment was determined by its total employment. The following were the employment size classifications used in the survey:

TABLE 3 Employment Size and Code

TE Code	Total Employment	TE Code	Total Employment
0	1 – 4	5	100 – 199
1	5 – 9	6	200 – 499
2	10 – 19	7	500 – 999
3	20 – 49	8	1000 – 1999
4	50 – 99	9	2000 and over

Geographic Classification. Establishments were also classified by geographic area using the Philippine Standard Geographic Classification (PSGC). The PSGC is a systematic classification and coding of geographic areas in the country. It contains the latest updates on the official number of regions, provinces, cities, municipalities, and barangays in the Philippines.

For the 2009 ASPBI, the PSGC as of December 31, 2009 was adopted. It consists of the 17 administrative regions as approved under Executive Order No. 36 dated 19 September 2001 (*Providing for the Reorganization of the Administrative Regions in Mindanao...*) and Executive Order No. 103 dated 17 May 2002 (*Dividing Region IV into Region IV-A and Region IV-B, transferring the province of Aurora to Region III*).

Frame of Establishments

The frame for the 2009 ASPBI was extracted from the 2009 LE. This frame was used to draw the sample establishments for the survey.

The 2009 LE was the combined result of the following:

1. Field updating of the 2008 LE conducted in two batches in September and December 2009. The sources of updates were the following:
 - Securities and Exchange Commission's list of (active) corporations registered from 2003-2007 and Top 8000 corporations publication
 - NSO's 2008 list of establishments with foreign trade transactions
 - Bangko Sentral ng Pilipinas' publication "Directory of Philippine Merchandise Exporters 2007-2008"
 - Department of Tourism and selected Provincial Tourism Offices list of tourism establishments
 - Laguna Lake and Development Authority's list of fishing establishments

- *Icare* accredited hospitals and clinics
 - Oriental Mindoro's Department of Trade and Industry's registered establishments in 2008
 - Spa Association of the Philippines Inc. members directory
 - 2008 Updating of List of Establishments (ULE) mail inquiry's non-responding establishments
2. 2009 ULE field inquiries of 'no-matched' establishments from the above-mentioned lists.
 3. Updating activities conducted by selected field offices (Palawan, Camarines Sur, Masbate, and Antique).
 4. Listing operation conducted in Boracay, Aklan.
 5. Survey feedbacks from the 2008 ASPBI, 2008 Survey on Information and Communication Technology, and other regular surveys were also used to update the characteristics of sample establishments, and business births.

An estimate from the 2009 LE showed that there were about 781,000 establishments in operation in the country in 2009. Distribution of these establishments reveals that about 609,000 establishments (78.0%) were classified as the informal sector and the remaining 172,000 establishments were considered as the formal sector. A total of 154,000 (89%) establishments classified in the formal sector were within the coverage of the 2009 ASPBI and thus, comprised the frame of the survey.

SAMPLING DESIGN

The 2009 ASPBI used stratified systematic sampling with 5-digit PSIC serving as industry strata and employment size as the second stratification variable.

Sampling Units

Generally, the sampling units for the industry major divisions, except Construction, and Transport, Storage and Communications, were single establishment (EO = 1), branch only (EO=2), and establishment and main office (EO=3). For Construction, Transport, Storage and Communications, and selected industry group/class/sub-class, the sampling units were single establishment (EO = 1), establishment and main office (EO=3), and main office only (EO=4). The branches of these establishments do not strictly meet the criteria for defining an establishment as these are classified as kind-of-activity units.

For Government-Owned-and-Controlled Corporations (GOCCs), the sampling units were those with EO=1, 3 and 4. Presented in Table 4 are the sampling units by industry.

TABLE 4 Sampling Units by Industry

Industry Code	Industry Description	EO
A	Agriculture, Hunting and Forestry	1, 2, 3
B	Fishing	1, 2, 3
C	Mining and Quarrying	1, 2, 3

Continued

TABLE 4 --- *Concluded*

Industry Code	Industry Description	EO
D	Manufacturing	1, 2, 3
E	Electricity, Gas and Water Supply except Generation, collection and distribution of electricity (E401) and Collection, purification and distribution of water (E410) with LO=6	1, 2, 3
E401	Generation, collection and distribution of electricity with LO = 6	1, 3, 4
E410	Collection, purification and distribution of water with LO = 6	1, 3, 4
F	Construction	1, 3, 4
G	Wholesale and Retail Trade; Repair of Motor Vehicles, Motorcycles, and Personal and Household Goods	1, 2, 3
H	Hotels and Restaurants	1, 2, 3
I	Transport, Storage and Communications	1, 3, 4
J	Financial Intermediation except J659, J6613, J66910, J66920, J66930, J66940, J66950, J6701, J6702, J6703, J6814 and J682	1, 2, 3
J659	Other monetary intermediation	1, 3, 4
J6613	Credit card activities	1, 3, 4
J66910	Investment company operation	1, 3, 4
J66920	Investment house operation	1, 3, 4
J66930	Securities dealership, own account	1, 3, 4
J66940	Financial holding company activities	1, 3, 4
J66950	Venture capital corporation	1, 3, 4
J6701	Life insurance	1, 3, 4
J6702	Pension funding/fund management	1, 3, 4
J6703	Non-life insurance	1, 3, 4
J6814	Pre-need plan activities	1, 3, 4
J682	Activities auxiliary to insurance and pension funding	1, 3, 4
K	Real estate, Renting and Business Activities except K7012, K7492	1, 2, 3
K7012	Real estate buying, developing, subdividing and selling	1, 3, 4
K7013	Cemetery development and sale including burial crypt	1, 3, 4
K7492	Investigation and security activities	1, 3, 4
M	Education	1, 2, 3
N	Health and Social work	1, 2, 3
O	Other Community, Social and Personal Service Activities	1, 2, 3

Sampling Domain

For establishments with TE of 20 and over, the domains were the region and industry, with employment size as the stratification variable. For establishments with TE of less than 20, the whole country and industry were the domains with employment size as the stratification variable.

Geographic Domain

For establishments with TE of less than 20, the geographic domain was the whole country. For those with TE of 20 and over, the geographic domains were the 17 administrative regions of the country. Hence, the samples of the 2009 ASPBI with TE of 20 and over can provide estimates up to the regional level while those with TE of less than 20 at the national level.

Table 5 lists the geographic domains (regions) and the provinces comprising the region.

TABLE 5 Geographic Domains and Its Composition

Region	Province
National Capital Region (NCR)	City of Manila, Quezon City, Mandaluyong City, Marikina City, Pasig City, San Juan City, Caloocan City, Malabon City, Navotas City, Valenzuela City, Makati City, Pateros, Taguig City, Parañaque City, Las Piñas City, Muntinlupa City, Pasay City
Cordillera Administrative Region (CAR)	Abra, Apayao, Benguet, Ifugao, Kalinga, Mountain Province
Region I – Ilocos Region	Ilocos Norte, Ilocos Sur, La Union, Pangasinan
Region II – Cagayan Valley	Batanes, Cagayan, Isabela, Nueva Vizcaya, Quirino
Region III – Central Luzon	Aurora, Bataan, Bulacan, Nueva Ecija, Pampanga, Tarlac, Zambales
Region IV-A – CALABARZON	Cavite, Laguna, Batangas, Rizal, Quezon
Region IV-B – MIMAROPA	Occidental Mindoro, Oriental Mindoro, Marinduque, Romblon, Palawan
Region V – Bicol Region	Albay, Camarines Norte, Camarines Sur, Catanduanes, Masbate, Sorsogon
Region VI – Western Visayas	Aklan, Antique, Capiz, Guimaras, Iloilo, Negros Occidental
Region VII – Central Visayas	Bohol, Cebu, Negros Oriental, Siquijor

Continued

TABLE 5 --- *Concluded*

Region	Province
Region VIII – Eastern Visayas	Biliran, Leyte, Southern Leyte, Eastern Samar, Northern Samar, Western Samar
Region IX – Zamboanga Peninsula	Zamboanga del Norte, Zamboanga del Sur, Zamboanga Sibugay, Isabela City
Region X– Northern Mindanao	Bukidnon, Camiguin, Lanao del Norte, Misamis Occidental, Misamis Oriental
Region XI – Davao Region	Compostela Valley, Davao del Norte, Davao del Sur, Davao Oriental
Region XII – SOCCSKSARGEN	North Cotabato, Sarangani, South Cotabato, Sultan Kudarat, Cotabato City
Autonomous Region in Muslim Mindanao (ARMM)	Lanao del Sur, Maguindanao (excluding Cotabato City), Sulu, Tawi-Tawi, Basilan (excluding Isabela City)
Caraga	Agusan del Sur, Agusan del Norte, Dinagat Island, Surigao del Sur, Surigao del Norte

Industry Domain

The 2009 ASPBI used the 5-digit level of the amended 1994 PSIC as its industry domains. This was done in preparation for the migration of the amended 1994 PSIC to the 2009 PSIC with emphasis on the sub-classes that were split into two or more ISIC codes; to generate data at the 4-digit East-Asia Manufacturing Industrial Classification (EAMIC) which is aligned to ISIC Rev 4; and to provide data for Information and Communications Technology (ICT) and other emerging industries.

There were 1,036 industry sub-classes (5-digit PSIC) which constituted the industry domains for both establishments with TE of 20 and over and TE of less than 20. Table 6 presents the distribution of the number of industry domains by major division of the amended 1994 PSIC.

TABLE 6 Number of Industry Domains by Major Division

Major Division	Number of Industry Domains
A	114
B	20
C	26
D	441
E	4

Continued

TABLE 6 --- *Concluded*

Major Division	Number of Industry Domains
F	15
G	167
H	12
I	53
J	39
K	74
M	11
N	18
O	42
Total	1,036

Employment Stratum

For the 2009 ASPBI, the TE sizes were either combined or taken as a group to comprise an employment stratum and were limited to only five strata for all major divisions. The basic consideration for grouping was the concentration of establishments in the TE sizes.

Within the industry domains for each major division, the establishments were grouped according to the following employment stratum:

TABLE 7 Employment Stratum

Employment Stratum	
TE 1 - 9	(size 0 & 1)
TE 10 - 19	(size 2)
TE 20 - 49	(size 3)
TE 50 - 99	(size 4)
TE 100 & over	(size 5 to 9)

Sample Size

The sample size of the 2009 ASPBI was determined based on the following factors: timeliness of retrieval of questionnaires and release of final results, manpower and financial resources, acceptable sampling error, level of disaggregation of the estimates with due concern for confidentiality, coefficients of variation and number of establishments by industry. Given the

importance of the results of the ASPBI to the Philippine System of National Accounts, the sample size has to be at a manageable level without compromising the reliability and accuracy of the survey returns at a shorter processing time before the results become available.

In general, the TE 100 and over was a *certainty stratum* for all sectors. The employment strata of TE of 20 and over, whose establishments are considered as 'large' units comprised the *certainty strata* for major divisions A, E, F, I, J, O and selected industry sub-classes in major divisions D, G, H, and K. Refer to Appendix 2 for the sampling rates by 5-digit PSIC and by employment stratum.

*A **certainty stratum** is defined as the employment stratum whose sampling ratio is 100 percent. In this stratum, all establishments are taken as certainty samples, i.e. the selection probability is 1 and the sampling weight is 1. On the other hand, a **non-certainty stratum** is the employment stratum where only sample establishments are taken.*

For all major divisions except B and C, the employment strata in TE of less than 20 were considered as non-certainty strata, except for those identified as the ICT core industries, selected tourism characteristic industries, and the following industry sub-classes:

- manufacture of coke oven products (D23100)
- manufacture of refined petroleum products (D23200)
- manufacture of other fuel products (D23300)
- manufacture of cement (D26200)
- steam and hot water supply (E40300)
- financial holding company activities (J66940)

The following sectors were, however, taken on a 100 percent basis regardless of employment stratum because of the relatively small number of their population.

- Fishing (B)
- Mining and Quarrying (C)

Sample Size for TE of Less Than 20

The sample size for establishments with TE of less than 20 was determined by applying the specified sampling rates for each employment stratum (that is, separately for strata TE 1-9 and TE 10 -19) of the industry domain (5-digit PSIC) at the national level. The total sample size for establishments with TE of less than 20 was 11,001 establishments.

Sample Size for TE of 20 and Over

The sample size for establishments with TE of 20 and over was obtained by applying the specific sampling rates for the i^{th} employment stratum in the h^{th} industry stratum at the national level and then allocated to geographic domain (region). The aggregate sample size for TE of 20 and over in all sectors was 16,574 establishments.

Thus, the total number of samples for the 2009 ASPBI was 27,575 establishments. Table 8 shows the distribution of samples by major division and by employment size.

TABLE 8 Number of Samples by Major Division and by Employment Size

Major Division	Industry Description	Number of Samples		
		Total	Less than 20	20 and over
Total		27,575	11,001	16,574
A	Agriculture, Hunting and Forestry	898	152	746
B	Fishing	370	212	158
C	Mining and Quarrying	171	100	71
D	Manufacturing	5,894	1,781	4,113
E	Electricity, Gas and Water Supply	473	29	444
F	Construction	916	91	825
G	Wholesale and Retail Trade; Repair of Motor Vehicles, Motorcycles, and Personal and Household Goods	6,100	3,268	2,832
H	Hotels and Restaurants	3,066	1,582	1,484
I	Transport, Storage and Communications	1,816	651	1,165
J	Financial Intermediation	1,281	561	720
K	Real Estate, Renting and Business Activities	3,238	1,381	1,857
M	Education	1,346	284	1,062
N	Health and Social Work	631	190	441
O	Other Community, Social and Personal Service Activities	1,375	719	656

Sample Allocation

Sample Allocation for TE of Less Than 20 (Strata TE 1-9 and TE 10-19)

No allocation was done in these strata, as the sample sizes were determined at the 5-digit PSIC (industry domain) and national level.

Minimum sample size was set to 3 establishments and maximum of 30 establishments per cell (industry domain and employment stratum), except for restaurants, cafes and fast-food centers (H55210) and refreshment stands, kiosks and counters (H55220). However, when the total number of establishments (*N*) in the cell was equal to or less than the set minimum sample size, all establishments in that cell were taken as samples.

Sample Allocation for TE of 20 and Over (Strata TE 20-49 and TE 50-99)

Proportional allocation was used in allocating the number of samples in the sampling strata of TE 20-49 and TE 50-99 of the industry domain and employment stratum at the regional level. Basis of allocation was the number of establishments (*N*) in the region by industry domain and by employment stratum.

Minimum sample size was also set to 3 establishments and maximum of 10 establishments per cell (industry domain, employment stratum and region). However, when the total number of establishments (N) in the cell was equal to or less than the set minimum sample size, all establishments in that cell were taken as samples.

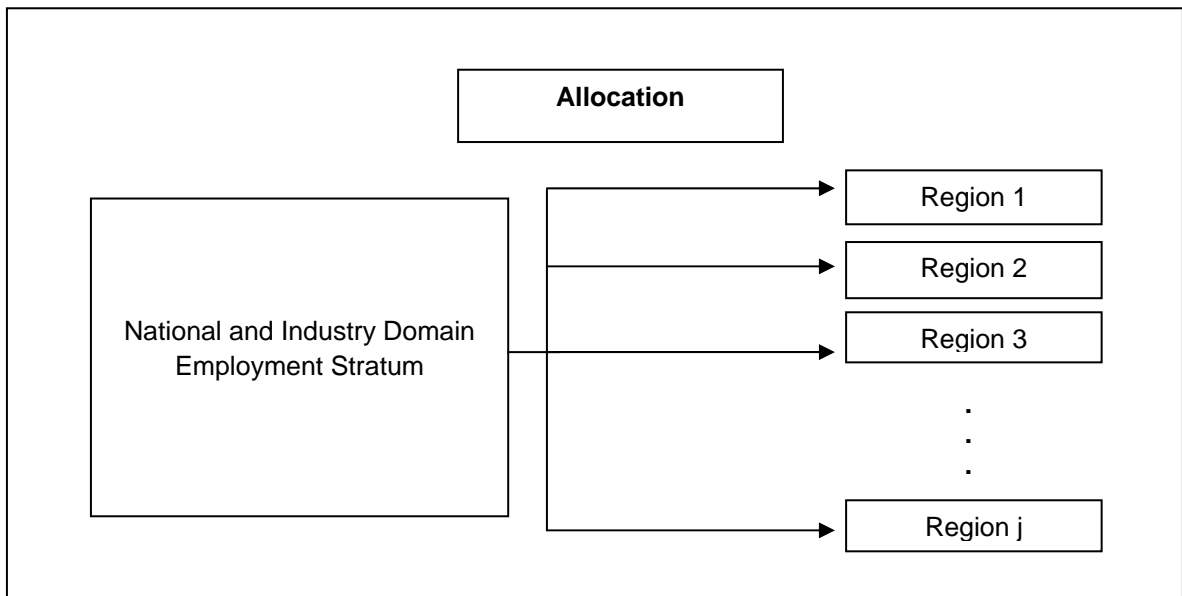
The number of samples for each employment stratum of the industry domain at the national level was allocated by region. The formula used was,

$$n_{hij} = \frac{N_{hij}}{N_{hi}} \times n_{hi}$$

where:

- N_{hij} = total number of establishments in the j^{th} region of the i^{th} employment stratum in the h^{th} industry domain
- N_{hi} = total number of establishments in the i^{th} employment stratum of the h^{th} industry domain
- n_{hij} = number of sample establishments in the j^{th} region of the i^{th} employment stratum in the h^{th} industry domain
- n_{hi} = number of sample establishments in the i^{th} employment stratum of the h^{th} industry domain

FIGURE 1 Sample Allocation Diagram for TE of 20 and Over (Strata TE 20-49 and TE 50-99)



Sample Selection

For all sectors, sample establishments in the sampling strata of TE of less than 20 were selected using systematic sampling by industry domain and employment stratum. For each industry domain and employment stratum, the establishments were sorted by region, province from highest total employment to lowest total employment, business name, and Establishment Control Number (ECN).

For each of the sampling strata of TE of 20 and over, that is TE 20-49 and TE 50-99, sample establishments were selected using systematic sampling within the region. For each region in the employment stratum and industry domain, the establishments were sorted by province from highest total employment to lowest total employment, business name and ECN.

Estimation Procedure

For Establishments with TE of Less Than 20

a. Non-certainty Stratum

The estimate of the total of a characteristic (\hat{X}_s) for the non-certainty employment stratum TE less than 20 in the s^{th} industry domain was

$$\hat{X}_s = \sum_{j=1}^{n_s} W_{sj} x_{sj}$$

where:

s denotes the non-certainty employment strata in TE of less than 20

x_{sj} = value of the j^{th} establishment in the non-certainty employment stratum in TE of less than 20 in the s^{th} industry domain

$j = 1, 2, 3, \dots, n_s$ establishments

W_{sj} = weight of the j^{th} establishment in the non-certainty employment stratum in TE of less than 20 in the s^{th} industry domain

$$W_{sj} = \frac{N_s}{n_s}$$

N_s = total number of establishments in the non-certainty employment stratum in TE of less than 20 in the s^{th} industry domain

n_s = number of sample establishments in the non-certainty employment stratum in TE of less than 20 in the s^{th} industry domain

b. Certainty Stratum

The estimate of the total of a characteristic (\hat{X}_c) for the certainty employment stratum in the c^{th} industry domain was

$$\hat{X}_c = \sum_{j=1}^{m_c} x_{cj}$$

where:

- c denotes the certainty employment strata in TE of less than 20 in the c^{th} industry domain
- x_{cj} = value of the j^{th} establishment in the certainty employment strata in TE of less than 20 in the c^{th} industry domain
- j = 1, 2, 3, ..., m_c establishments
- m_c = number of establishments in the certainty employment strata in TE of less than 20 in the c^{th} industry domain

c. Total Estimate for TE of Less Than 20

For all major divisions except B and C, national level estimates of the total of a characteristic (X_d) for the industry domain was obtained by aggregating the estimates for all employment strata (non-certainty and certainty) in the same industry domain,

$$X_d = \sum \hat{X}_s + \sum \hat{X}_c$$

where d denotes the industry domain.

For Establishments with TE of 20 and Over

a. Non-Certainty Stratum (strata of TE 20 to 49 and TE 50 to 99 for Major Divisions D, G, H, K, M and N)

The estimate of the total of a characteristic (\hat{X}_{sp}) for the non-certainty employment strata in TE of 20 and over for selected industry domain in each region was

$$\hat{X}_{sp} = \sum_{j=1}^{n_{sp}} W_{spj} x_{spj}$$

where:

- s denotes the non-certainty employment strata in TE of 20 and over
- p = 1, 2, ..., 17 regions (geographic domains)
- x_{spj} = value of the j^{th} establishment in the non-certainty employment strata in TE of 20 and over for an industry domain in each region
- j = 1, 2, 3, ..., n_{sp} establishments
- W_{spj} = weight of the j^{th} establishment in the non-certainty employment strata in TE of 20 and over for an industry domain in each region

$$W_{spj} = \frac{N_{sp}}{n_{sp}}$$

N_{sp} = total number of establishments in the non-certainty employment strata in TE of 20 and over for an industry domain in each region

n_{sp} = number of sample establishments in the non-certainty employment strata in TE of 20 and over for an industry domain in each region

b. Certainty Stratum

The estimate of the total of a characteristic (\hat{X}_{cp}) for the certainty employment stratum in TE of 20 and over in an industry domain in each region was

$$\hat{X}_{cp} = \sum_{j=1}^{m_{cp}} x_{cpj}$$

where:

c denotes the certainty employment strata in TE of 20 and over

$p = 1, 2, \dots, 17$ regions (geographic domains)

x_{cpj} = value of the j^{th} establishment in the certainty employment strata in TE of 20 and over in an industry domain within each region

$j = 1, 2, 3, \dots, m_{cp}$ establishments

m_{cp} = number of establishments in the certainty employment strata in TE of 20 and over in an industry domain within each region

c. Total Estimate for TE of 20 and Over

The estimate of the total of a characteristic (X_{dp}) for the industry domain in each region (geographic domain) was obtained by aggregating the estimates for all employment strata (non-certainty and certainty) in the same industry domain,

$$X_{dp} = \sum \hat{X}_{sp} + \sum \hat{X}_{cp}$$

where dp denotes the industry domains in each region.

National level estimates of the characteristics by industry domain were obtained by aggregating separately the estimates (X_{dp}) for the particular industry domain from all the regions.

Weight Adjustment Factor for Non-Response

To account for non-response in the non-certainty strata, the adjustment factor (n/n') was multiplied with the sampling weight (W) of each of the sampling unit. The sampling weight, defined as N/n , was recomputed as

$$W' = \frac{N}{n} \times \frac{n}{n'} = \frac{N}{n'} \quad \text{General Formula}$$

Thus, the adjusted weight (W'_{sj}) for employment stratum in TE 1-9 or TE 10-19 was

$$W'_{sj} = \frac{N_s}{n_s} \times \frac{n_s}{n'_s} = \frac{N_s}{n'_s}$$

where:

N_s = total number of establishments in the employment stratum in TE 1-9 or TE 10-19 in the s^{th} industry domain

n'_s = number of responding establishments in the employment stratum in TE 1-9 or TE 10-19 in the s^{th} industry domain

For the non-certainty employment stratum for the selected industry domain with TE 20-99, the adjusted weight (W'_{spj}) was

$$W'_{spj} = \frac{N_{sp}}{n_{sp}} \times \frac{n_{sp}}{n'_{sp}} = \frac{N_{sp}}{n'_{sp}}$$

where:

N_{sp} = total number of establishments in the non-certainty employment stratum with TE 20-99 for the selected industry domain within each geographic domain (region)

n'_{sp} = number of responding establishments in the non-certainty employment stratum with TE 20-99 for the selected industry domain within each geographic domain (region)

Questionnaire Design

Survey Questionnaires

The 2009 ASPBI utilized five types of questionnaires, each with corresponding NSCB approval number and an expiration date of March 31, 2011. These questionnaires were designed after taking into consideration the requirements of the main users. Table 9 lists the questionnaire type, spot color and NSCB Approval number specific for the sectors.

TABLE 9 Types of Questionnaires

Questionnaire Type	Sector	Spot Color	NSCB Approval No.
ASPBI Form 1	Agriculture, Hunting and Forestry; Fishing	Green	NSO-1008-01
ASPBI Form 2	Mining and Quarrying; Manufacturing; Electricity, Gas and Water Supply	Yellow	NSO-1008-02
ASPBI Form 3	Construction	Orange	NSO-1008-03
ASPBI Form 4	Wholesale and Retail Trade; Repair of Motor Vehicles, Motorcycles and Personal and Household Goods	Red	NSO-1008-04
ASPBI Form 5	Business and Services	Blue	NSO-1008-05

To improve data collection, an e-questionnaire or electronic copy of survey forms were also utilized for the 2009 ASPBI. The e-questionnaire file was in worksheet format and can be accessed using Microsoft Office Excel through the NSO website at www.census.gov.ph/aspbi/eqst. Every page of the survey form has a corresponding worksheet in the e-questionnaire. The file also had a macro-program that can create an encrypted text file of the data supplied by the respondent. The encrypted file was then sent to NSO through e-mail by sample respondents.

Data Items

Listed in Table 9 are the data items found in the 2009 ASPBI questionnaires.

TABLE 10 List of Data Items

Item No.	Description
(Cover Page)	Name and Address of the Establishment and Its Reporting Unit
	Control Panel for Establishment Characteristics (For NSO Use Only)
1	Business and Registered Name in 2009, Company Website and Tax Identification Number (TIN)
2	Economic Activity or Business in 2009
3	Year Started Operation
4	Legal Organization in 2009
5	Economic Organization in 2009
	Name and Address of Main Office and Contact Person in Main Office
6	Capital Participation as of 31 December 2009
7	Number of Paid Employees as of 15 November 2009
8	Number of Unpaid Workers as of 15 November 2009
9	Total Employment as of 15 November 2009
10	Number of Production/Construction Workers as of 15 November 2009 (applicable only in ASPBI Form 2 and ASPBI Form 3)
11	Total Hours Worked by Production/Construction Workers in 2009 (applicable only in ASPBI Form 2 and ASPBI Form 3)
12	Gross Salaries and Wages, Separation Pay, etc. Paid in 2009
13	Social Contributions Paid by Employers in 2009
14	Total Revenue in 2009
15	Subsidies Received from the Government in 2009
16	Total Cost Incurred in 2009
17	Capital Expenditures and Sale of Tangible Fixed Assets, including Losses and Damages in 2009
18	Capital Expenditures for All Tangible Fixed Assets by Mode of Acquisition in 2009
19	Capital Expenditures for Intangible Assets in 2009
20	Book Value of Tangible Fixed Assets as of 31 December 2009
21	Book Value of Intangible Assets as of 31 December 2009
22	Average Capacity Utilization Rate in 2009 (applicable only in ASPBI Form 2)
23	Inventories in 2009
24	Branches, Divisions, Plants Owned and Controlled (for Main Office)

Continued

TABLE 10 --- *Concluded*

Item No.	Description
25	Remarks
	Certification
	Contact Person
	Processing Information (For NSO Use Only)

Reference Period

All information collected in the 2009 ASPBI refers to calendar year 2009 except for employment data, which is as of November 15, 2009.

SURVEY OPERATIONS

The 2009 ASPBI consisted of the following major phases of survey operation: preparatory activities, training, field operations, data processing, tabulation, and dissemination.

Preparatory Activities

NSO officials, subject-matter statisticians and selected Information and Resources Department (IRD) staff undertook the planning activities for the 2009 ASPBI with the organization of the Steering Committee, Technical Committee and Working Groups under Designation Order No. 2010-83 dated June 1, 2010. Activities undertaken during this phase included the updating of the frame, questionnaire design and content, publicity campaign, clearance process, budget preparation, manual preparation, training plans, sample design and selection, preparation of edit specifications, preparation of tabulation formats and specifications, computer systems design and program development, recruitment of statistical researchers, printing of survey forms and manuals, preparation for shipment of survey materials, and other related activities.

A write-shop to draft the survey questionnaires and the Field Operations and Processing Manual for 2009 ASPBI including that of the rider surveys was conducted on March 16 to 18, 2010 in Antipolo, Rizal.

Publicity

Publicity campaign was done to inform and educate the general public of the basic information and importance of the 2009 ASPBI and its rider surveys. It aimed to solicit support from government and non-government agencies, business organizations and target respondents in the early submission of reports. Display of 2009 ASPBI streamers and posters were done in the central office and in the field offices.

Training

Training for the field operations and processing was done in two phases, as follows: (1) Field Operations and Field Editing, and (2) Training for Data Entry.

Phase I - Training for Field Operations and Field Editing

Training for Field Operations and Field Editing was done in three levels, as follows:

- Task Force training. The first level training was conducted on June 28 to July 3, 2010 in Tagaytay City. Field operation procedures, technical and administrative aspects of the survey were discussed extensively in this training. It was attended by Industry and Trade Statistics Department (ITSD) Statisticians and selected IRD staff who then served as trainers for the 2nd and 3rd level trainings.
- Second level training. The second level training was conducted on July 12 to 16, 2010 in all Regional Offices, except National Capital Region (NCR), with Task Force training participants as trainers. Regional Directors, Provincial Statistics Officers, OICs, Regional Statisticians and Regional Statistical Staff (with at least SG 11) responsible for establishment surveys and Provincial Statisticians or Provincial Statistical Staff (with at least SG 13) participated in this training.
- Third level training. This training was conducted in all provinces and six districts of NCR on July 26 to 30, 2010 with participants in the second level training as trainers. One ITSD staff who attended the Task Force training was assigned to assist the 3rd level trainers in selected provinces. Participants to this training were the Provincial Statistical Staff, District Statistics Officers, Statistical Coordination Officers (SCOs), and hired Statistical Researchers (SRs).

Phase II - Training for Data Entry and Manual Processing

- Training for Data Entry. This training was done in two levels. The first training was conducted on December 9 and 10, 2010. Participants were the ITSD subject-matter staff and selected IRD Staff. The second was conducted on January 13 and 14, 2010 for hired data encoders.
- Manual Processing Training. Editing instructions, folioing, verification of error listing, completeness and summary file report were discussed thoroughly in this training. Participants to this training were ITSD subject matter staff.

A Workshop on Table Formats and Edit Specifications was carried out on September 28 to October 1, 2010 in Pampanga. This was participated by subject-matter specialists and IRD staff who were responsible in preparing standard tabulation formats, and consistency and edit specifications for the five types of questionnaires.

Field Operations

Distribution of Questionnaires

Distribution of questionnaires for the 2009 ASPBI, including that of the rider surveys, was done by SCOs, Provincial Staff, and hired SRs through personal delivery of the questionnaires to the sample establishments. E-questionnaires (excel format) were also sent to sample establishments with e-mail accounts. This activity was done in August 2010.

Collection of Questionnaires

Collection of accomplished questionnaires commenced 10 days after the distribution. The collection phase was programmed from third week of August to second week of October 2010.

For regions with large workload such as NCR and Region IV-A, timetable for collection was until February 2011. Actual collection of accomplished questionnaires was extended up to April 2011 to allow more time for collection of establishments that were considered as industry leaders.

Supervision

The Regional Directors, Provincial Statistics Officers, and Regional and Provincial Statisticians conducted close supervision of collection and editing of questionnaires to ensure the quality of data and completeness of survey returns.

Receipt and Control

A Monitoring and Tracking System (MTS) was developed by IRD and adopted by field offices to keep track the distribution, collection, and transmittal of questionnaires and MTS data files. At the same time, a control list of sample establishments was made available where information on the status of the questionnaire was recorded. The MTS facilitated preparation and early submission of progress reports to ITSD since field offices can submit them electronically.

A central office version of the MTS was utilized by ITSD to monitor the distribution, collection and submission of questionnaires and MTS data files from the provincial offices to the Central Office. Consolidated progress reports and status reports were prepared regularly to inform the management and field offices on the progress of the survey operations.

Data Processing

Processing or editing of accomplished questionnaires was done to check for the completeness, validity, consistency, and reasonableness of data. It consisted of two stages: manual editing and machine processing.

Manual Processing

Manual processing of questionnaires was done in three levels, as follows:

- Field editing of data was done by the field staff, hired SRs and Provincial Staff upon collection of the accomplished questionnaire from the sample establishment. The objective is to check for completeness and consistency of entries in the questionnaire, following the instructions provided in the Field Operations and Processing Manual. Any missing data was corrected at this stage as this can be immediately verified from the respondent.
- Verification of data was done by Provincial Staff upon receipt of the accomplished questionnaires from the field staff and hired SRs to check for the completeness as well as for the consistencies and validity of entries. In some instances, the staff contacted directly the establishments through phone call or sent email inquiries to verify some inconsistent or missing data.
- Review of accomplished questionnaires to check the consistency and reasonableness of entries and processing of consolidated reports were done by the ITSD subject-matter staff. Consolidated reports of enterprises were disaggregated at the firm level using ratios and proportions of the individual firms to enterprise. Moreover, the review process validated the status of establishments that were non-responding and reported closed,

cannot be located, transferred, and out of scope. Telephone inquiry was extensively utilized to verify information from the establishment's contact person. The internet was also used to obtain information on the contact address and to research for information on the status of the establishment.

Machine processing

Machine processing consisted of data entry, validation of data, encoding of updates, generation and verification of completeness of questionnaires report, summary file report and statistical tables.

A microcomputer-based machine processing and tabulation system for the 2009 ASPBI was developed by the staff of the IRD using MySQL software. The 2009 ASPBI computer system has four modules designed for processing the survey data. These modules are the data entry, validation, export, and tabulation.

Data entry was done by IRD- Information and Technology Operations Division staff and ITSD subject-matter staff. All other machine processing activities were done by the subject-matter staff.

Imputation Procedure

Data of non-responding establishments were imputed manually and electronically based on the established imputation methods. Sources of information were from previous reports of the same establishment or from report of other responding establishment with similar characteristics, financial statements filed at Securities and Exchange Commission, and other establishment-based surveys.

Data of out of scope, duplicate, and closed establishments in the certainty stratum were not imputed.

Tabulation

Tabulation included generation and evaluation of preliminary and final statistical tables. The statistical tables were evaluated for internal and external consistency of data.

The statistical tables were presented at the national level for all employment sizes and for establishments with TE of less than 20. For establishments with TE of 20 and over, the statistical tables were presented at the national and regional levels for all major divisions except for major division C which is at the national level only. The statistical tables were further disaggregated by industry sub-class (5-digit) and in some cases by industry group (3-digit).

Statistical Disclosure Control

Section 4 of Commonwealth Act No. 591 requires that the data of individual business firms be kept confidential. To avoid disclosure of information of individual establishment, statistical tables do not provide information for any industry group or sub-class wherein the number of establishments is less than three. Figures relating to such industries were either suppressed or combined with those of other related industries in accordance with the guidelines on statistical disclosure control of data for establishments' survey.

Dissemination

Survey results were disseminated in the form of factsheets and Special Releases posted on the NSO website, data dissemination seminars, and publication reports.

National data dissemination seminar was conducted on October 25, 2011 at Crowne Plaza Manila Galleria in Quezon City to inform the stakeholders on the preliminary results of the survey. This was attended by selected respondents of the survey, representatives from different government agencies, and media organizations.

Regional data disseminations were also conducted from November to December 2011 by NSO Regional Field Offices. Attendees were representatives from both government and non-government organizations and some respondents of the survey who were considered industry leaders in their respective regions. Table 11 shows the list and schedule of the regional data dissemination seminars.

TABLE 11 Schedule of 2009 ASPBI/SICT Regional Data Dissemination Seminars

Region/Province	Date	Time	Venue
NCR	26-Jan-12	8:30AM - 12NN	Manila Hotel, Intramuros, Manila
CAR	20-Dec-11	8:30AM - 12NN	Pines View Hotel, Baguio City
I - Ilocos Region	22-Dec-11	9:00AM - 2:00PM	Oasis Hotel, San Fernando City
II - Cagayan Valley	27-Dec-11	8:30AM - 3:30PM	Ivory Hotel Tuguegarao City
III - Central Luzon	25-Nov-11	8:00AM - 12NN	Mimosa Convention Hall, Clarkfield Pampanga
IVA - CALABARZON	9-Dec-11	1:30PM - 5:00PM	Richville Hotel, Mandaluyong City
IVB - MIMAROPA	5-Dec-11	8:00AM - 12NN	Filipiniana Resort Complex, Calapan City
Palawan	16-Dec-11	1:30PM - 5:00PM	Empire Suites Hotel, Puerto Princesa City
V - Bicol Region	16-Dec-11	1:00PM - 5:00PM	La Roca Veranda Suites & Restaurants, Legaspi City
VI - Western Visayas	19-Dec-11	8:30AM - 12NN	Grand Hotel Iloilo City
VII - Central Visayas	21-Dec-11	1:30PM - 5:00PM	Cebu Grand Convention, Cebu City
VIII - Eastern Visayas	12-Dec-11	1:30PM - 5:00PM	Leyte Park Hotel, Tacloban City
IX - Zamboanga Peninsula	20-Dec-11	8:30AM - 12NN	Lantaka Hotel, Zamboanga City
X - Northern Mindanao	15-Dec-11	8:00AM - 12NN	Chali Beach Resort, Cagayan De Oro City
XI - Davao Region	29-Nov-11	8:30AM - 12NN	Grand Regal Hotel, Davao City
XII - SOCCSKSARGEN	8-Dec-11	8:30AM - 12NN	EMR Convention and Recreational Center, Koronadal City
XIII - Caraga	22-Dec-11	9:30AM - 3:30PM	Grand Palace Restaurant, Butuan City
ARMM	19-Dec-11	1:30PM - 5:00PM	Estosan Garden Hotel, Cotabato City

Special Releases for the 14 industry major divisions and economy-wide final results were made available to the general public at the NSO website prior to the availability of the publications. Final survey results were printed in 16 volumes as shown in Table 12. About 300 copies shall be printed for each volume of all sectors except for Manufacturing and Wholesale and Retail Trade with 500 copies.

TABLE 12 Publication Volumes by Major Division

Volume Number	Major Division
I	Agriculture, Hunting and Forestry
II	Fishing
III	Mining and Quarrying
IV-A	Manufacturing (All Employment Sizes and TE of Less Than 20)
IV-B	Manufacturing (TE of 20 and Over)
V	Electricity, Gas and Water Supply
VI	Construction
VII	Wholesale and Retail Trade; Repair of Motor Vehicles, Motorcycles and Personal and Household Goods
VIII	Hotels and Restaurants
IX	Transport, Storage and Communications
X	Financial Intermediation
XI	Real Estate, Renting and Other Business Activities
XII	Private Education
XIII	Health and Social Work
XIV	Other Community, Social and Personal Service Activities
XV	Economy-Wide Results

RESPONSE RATE

The overall response rate at the national level is 92.86 percent. For establishments with total employment of less than 20, the response rate is 92.99 percent while that for establishments with total employment of 20 and over, 92.77 percent.

Response rate includes receipts of "good" questionnaires, partially accomplished questionnaires, consolidated reports, reports of closed, cannot be located, moved out or transferred, out of scope, refusals, duplicates and referrals. Table 13 shows the response rate by industry major division and by employment size.

TABLE 13 Response Rates by Major Division and by Employment Size

Major Division	Description	Response Rate		
		Total	Less than 20	20 and over
Philippines		92.86	92.99	92.77
A	Agriculture, Forestry and Hunting	93.99	90.79	96.64
B	Fishing	94.32	94.34	94.30
C	Mining and Quarrying	94.15	94.00	94.37
D	Manufacturing	91.89	91.80	91.93
E	Electricity, Gas and Water	95.35	100.00	95.05
F	Construction	92.03	91.21	92.12
G	Wholesale and Retail Trade; Repair of Motor Vehicles, Motorcycles, and Personal and Household Goods	90.90	91.49	90.22
H	Hotels and Restaurants	94.36	95.26	93.40
I	Transport, Storage and Communications	94.93	95.55	94.59
J	Financial Intermediation	92.90	90.73	94.58
K	Real Estate, Renting and Business Activities	91.60	93.12	90.47
M	Education	98.74	98.59	98.78
N	Health and Social Work	94.61	93.68	95.01
O	Other Community, Social and Personal Service Activities	94.40	94.44	94.36

CONCEPTS AND DEFINITIONS

Book value is the initial value or acquisition cost of tangible fixed assets less accumulated depreciation.

Capital participation refers to the claims of individuals against capital/equity by foreign and/or local investors.

Capital expenditures refer to the cost of acquisition of tangible fixed assets, intangible assets, and non-produced assets acquired in 2009 whether or not full payments have been made. Assets received from other establishments belonging to the same enterprise are valued as though purchased.

Cost refers to all expenses incurred during the year whether paid or payable. Valuation is at purchaser prices including taxes and other charges, net of rebates, returns and allowances. Goods and services received by the establishment from other establishments of the same enterprise are valued as though purchased.

Cost of goods sold represents the total value of goods purchased for resale plus beginning inventory of goods for resale less ending inventory of goods for resale.

Depreciation is the total amount set aside for the year to cover the decreases in value of tangible fixed assets owned by the establishment because of foreseen obsolescence, wear and tear as a result of operation and normal amount of accidental damage.

Economic activity is the establishment's source of income. If the establishment is engaged in several activities, its main economic activity is that which earns the biggest income or revenue.

Gross addition to tangible fixed assets is equal to capital expenditures less sale of fixed assets, including land.

Intermediate cost refers to expenses incurred in the production of goods such as materials and supplies purchased, fuels purchased, electricity purchased, and fishery and industrial services done by others plus beginning inventory of materials, supplies and fuels less ending inventory of materials, supplies and fuels.

Inventories refer to the stock of goods owned by and under the control of the establishment as of a fixed date, regardless of where the stocks are located. Valuation should be at current replacement cost in purchaser (market) prices. Replacement cost is the cost of an item in terms of its present price rather than its original cost.

Finished products inventory refers to the value of products produced by the establishment that are ready for sale/shipment as of a reference date. Valuation is at producer price.

Work-in-progress inventory refers to the value of products produced by the establishment that have not yet reached the final desired state and are not ready for sale or shipment. Valuation is at producer price.

Change in inventories is equivalent to the value of inventories at the end of the year less the value of inventories at the beginning of the year.

Losses and damages refer to the decrease in the book value of tangible fixed assets due to theft, major catastrophe, and other accidental destructions.

Major alterations and improvements are done to increase the performance or capacity of existing tangible fixed assets or to significantly extend their previous expected service lives.

New tangible fixed assets refer to brand new fixed assets acquired during the year, including directly or newly imported tangible fixed assets.

Revenue includes cash received and receivables for goods/products and by-products sold and services rendered. Valuation is at producer prices (ex-establishment), net of discounts, and allowances, including duties and taxes but excluding subsidies.

Salaries and wages are payments in cash or in kind to all employees, prior to deductions for employee's contributions to SSS/GSIS, withholding tax, etc. Included are total basic pay, overtime pay, and other benefits.

Other benefits include vacation, sick and maternity leave pay, bonuses, cost of living allowances, food, uniforms, housing, commissions paid for salaried employees, commutable transportation and representation allowances, and share of catch/harvest given to employees as salaries and wages. Excluded are costs of working clothes, reimbursable transportation and representation allowances, and separation, retirement, terminal pay, gratuities, etc.

Overtime pay is payment given for extra hours worked.

Sale of tangible fixed assets refer to the actual amount received/realized (**not** book value) from the sale of tangible fixed assets during the year including the value of tangible fixed assets transferred to other establishments of the same enterprise.

Social contributions refer to payments made by the employer on behalf of the employees. Examples are SSS, GSIS, Employees Compensation Commission (ECC), Philhealth and PAG-IBIG.

Subsidies refer to special grants received from the government in the form of financial assistance or tax exemption or tax privilege given by the government to aid and develop an industry.

Tangible fixed assets are physical assets expected to have productive lives of more than one year and intended for use and/or being used by the establishment. Included are land, buildings, other structures and land improvements, transport equipments, machinery and other equipments, furniture, fixtures, and other fixed assets.

Tangible fixed assets produced on own account refer to the physical assets produced by the establishment for its own use. It is valued as the cost of all work put in place, including overhead.

Taxes on products and production refer to all taxes, other than income tax, incidental to the production or sale of goods and services that are chargeable as expenses including business license, BIR stamps, real estate tax and other local taxes.

Total employment is the number of persons who worked in for the establishment as of November 15, 2009.

Paid employees are all persons working in the establishment and receiving pay, as well as those working away from the establishment paid by and under the control of the establishment. Included are all employees on sick leave, paid vacation or holiday. Excluded are consultants, home workers, receiving pure commissions only, and workers on indefinite leave.

Unpaid workers are persons working for at least one third of the working time normal to the establishment and do not receive regular pay.

Working owners are owners who are actively engaged in the management but do not receive regular pay, i.e. not included in the payrolls. Managers and directors of corporations working for pay are reported as managers.

Used tangible fixed assets refer to those that have been used previously within the country.

Value added is gross output less intermediate cost. Gross output for the Fishing sector is value of output plus non-industrial services done for others (except rent income from land). Intermediate input is intermediate cost plus non-industrial services done by others (except rent expense for land) and other costs.

Value of output represents the sum of the receipts from products and by-products sold, fishery services rendered, industrial services, and goods sold in the same condition as purchased less the cost of goods sold; and value of fixed assets produced on own account and change in inventories of finished products and work-in-progress.

Kinds of Establishments

<i>Agriculture Establishment</i>	Farms, plantation, hacienda, ranch, or company engaged in the production of agricultural crops, livestock, poultry and other animals including animal products; firm providing agricultural, animal husbandry and horticultural services.
<i>Forestry Establishment</i>	Company engaged in logging operations; planting, replanting and conservation of forest; hunting, trapping and game propagation.
<i>Fishing Establishment</i>	Firm or company engaged in ocean, coastal and inland fishing; operation of fish farms, fishponds, fish pen; pearl farms and other fishing activities.
<i>Mining Establishment</i>	Mining camp engaged in the exploration, extraction, dressing and beneficiating of minerals such as coal and ores, crude petroleum and natural gas.
<i>Quarrying Establishments</i>	Firm or company engaged in the extraction from the earth of building and monumental stone, clay, sand and gravel; guano gathering and salt evaporation.

<i>Manufacturing Establishment</i>	Shop, factory, bakery, millwork, distillery, refinery, cannery, abattoir, brewery, foundry, tannery or plant engaged in manufacturing processing, fabricating of finishing products, mechanically or manually, including the assembly of the component parts of manufactured products and the substantial alteration, reconstruction and repair of special types of goods.
<i>Electricity Establishment</i>	Plant engaged in the generation, transmission, and/or distribution of electric energy for sale to users, or one, which produces electricity for its parent enterprise.
<i>Water Supply Establishment</i>	Water system/waterworks engaged in the collection, purification and distribution of water to users.
<i>Construction Establishment</i>	General contractor engaged in the construction, repair or demolition of buildings, highways, airports and other structures; land leveling; earth moving and land reclamation; specialty contractor engaged in specialized trade or craft like electrical installation, plumbing, painting, air conditioning, well drilling, installation of doors and windows and other work on component parts of the structure.
<i>Wholesale Trade and Commission Trade Establishment</i>	Store, shop, office, bazaar, arcade or emporium engaged in the (a) resale (sale without transformation) of new and used goods (in bulk) to retailers, industrial/commercial/institutional/ professional users, or to other wholesalers and (b) trading on behalf and on the account of others.
<i>Retail Trade Establishment</i>	Department store, hypermart, convenience store, variety store, shop, mart, bazaar, sari-sari store, pharmacy, supermarket, grocery, arcade or emporium engaged in the resale (sale without transformation) of new and used goods to the general public.
<i>Repair Service Establishment</i>	Shop specializing in the repair of consumer goods like footwear, luggage, handbags and gloves and other leather goods; electrical appliances, and equipment as television and radio receivers, refrigerators, washing machines, ironers, vacuum cleaners, toasters, motor vehicles including motorcycles; watch, clock and jewelry; bicycles; typewriters, cameras, binoculars, musical instruments, umbrellas, etc.
<i>Food and Drinks Service Establishment</i>	Restaurant, bar, lounge, salon, parlor, kiosk, club, counter, café, canteen engaged in the sale of prepared food and drinks generally for consumption within the premises.
<i>Lodging and Rooming Service Establishment</i>	Hotel, motel, resort, inn, lodge, camp, dormitory or lodging house engaged in the provision of lodging facilities, to the general public on lease, rental or fee basis.
<i>Transport Establishment</i>	Bus line, air line, shipping line, agency, broker or transport operator engaged in providing (a) vehicles for the transport to passenger or freight through regular scheduled operation, charter, rental or fee basis, and (b) services incidental to transport such as maintenance and operation of piers, terminals, depots; pilotage, forwarding packing and crating.
<i>Storage and Warehousing Establishment</i>	Brokerage, agency or office engaged in the operation of storage facilities and warehouse for hire by the general public for storage of such items as farm products, food, furniture, and other household goods, textiles and lumber.

<i>Telecommunication Establishment</i>	Station, office or agency engaged in the transmission of sound, images, data or other information via cables, broadcasting, relay, or satellite.
<i>Financial Establishment</i>	Bank, savings and loan association, credit institution, pawnshop, financial institution, trust company, investment company, pawn broker, or institution engaged in accepting of deposits, granting loans and the investment of money; dealer, broker or office engaged in investment research and counseling, check cashing, stock quotation, foreign exchange dealing and other financial services.
<i>Insurance, Pre-Need Plan Companies and Pension Funding Establishment</i>	Life insurance companies; non-life insurance for fire, marine, accident, health, title, financial obligation, casualty, fidelity and surety; agents and brokers servicing insurance carriers, consultant for policyholders; fund managers.
<i>Real Estate Establishment</i>	Realtor, developer, agency, broker, lessor or companies engaged in the operating, developing, subdividing, buying and selling of real estate including cemetery lots and columbarium.
<i>Business Service Establishment</i>	Office, agency or firm engaged in (a) rental and leasing of machinery and equipment, audio-video machines, tapes and records, sports and recreational equipment; (b) computer-related activities; (c) legal, accounting, bookkeeping, research and development, advertising and other technical services; (d) cleaning of offices, shops, and factories; (e) photographic activities; (f) basic and general research in the biological, physical and social sciences; (g) transcription activities (medical, legal); and (h) call centers.
<i>Sanitary Establishment</i>	Company engaged in the collection and disposal of garbage, sewage and human waste.
<i>Social Service Establishment</i>	School, college, university or seminary offering educational services; a clinic, hospital, sanitarium, nursing home or a similar institution offering medical, dental and other health and veterinary services; a home orphanage, society, center or agency engaged in providing social welfare services.
<i>Recreational and Cultural Service Establishment</i>	Motion picture producer, booking agency, movie house, theater, radio and television station and studio, stage and opera company, band, orchestra, ticket agency, library, museum, dance hall, bowling alley, park, beach, swimming pool, sports club, gallery, skating rink race track or golf course engaged in providing entertainment, amusement and recreational services.
<i>Personal Service Establishment</i>	A laundry shop, barber shop, massage clinic, beauty parlor, funeral parlor, fortune telling shop and such engaged in rendering various specialized service to the general public.

Symbols and Abbreviations Used in Statistical Tables

s	suppressed data to avoid disclosure of individual establishment's data
}	combined data of two or more industries or regions
-	zero
n.e.c	not elsewhere classified

FISHING SECTOR

Fishing covers the catching of fish in natural bodies of water; the culture of fish, oyster and pearls in farms or ponds; and the gathering of aquatic products such as seashells, seaweeds, agar-agar etc. Included also is the processing of fish, crustaceans and mollusks aboard fisherboats.

There are nine (9) industry groups under the sector as follows:

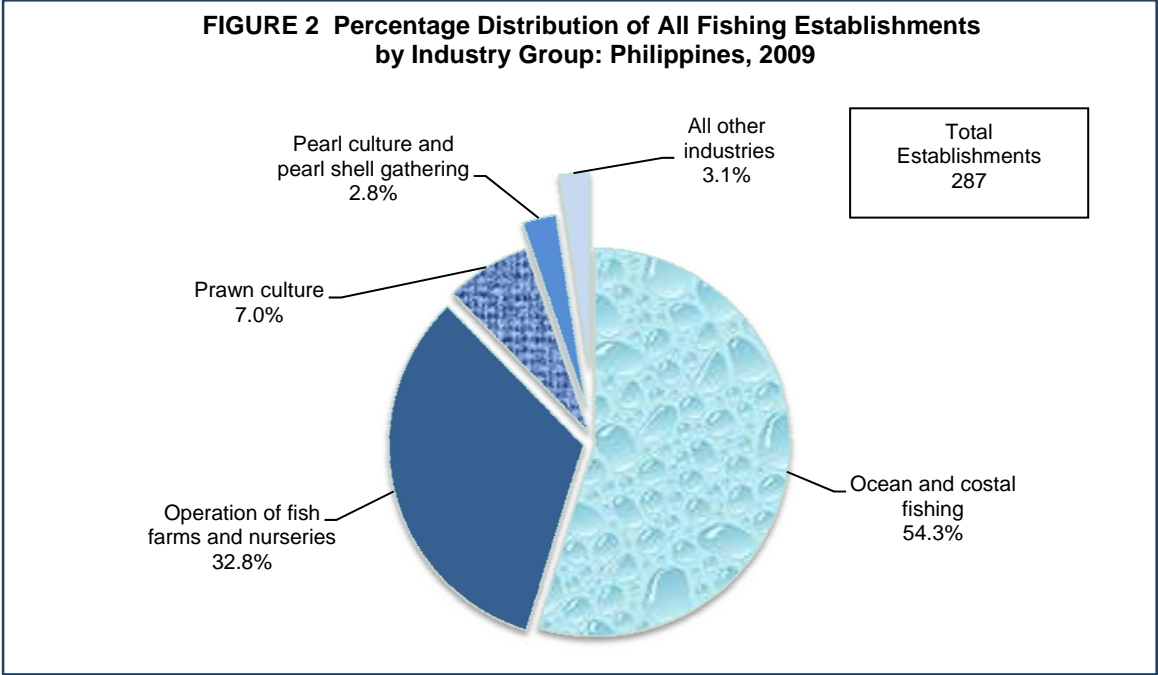
1. **Ocean and coastal fishing** involves commercial fishing in offshore water with the use of over three-tons of fishing vessels and fleets; and commercial fishing along coastal waters using fishing vessels of three tons or less;
2. **Inland fishing** involves commercial catching of fish, crabs and crustaceans and gathering of uncultivated plant life in inland water;
3. **Prawn culture;**
4. **Operation of fish farm and nurseries** includes culturing, raising or cultivating of fresh-water and marine species, under natural or semi-controlled conditions in a pond of water, artificial or natural;
5. **Mollusks and other crustacean farm operations;**
6. **Pearl culture and pearl shell gathering;**
7. **Seaweeds farming;**
8. **Service activities incidental to fishing;** and
9. **Other fishing activities** includes the gathering of laver and other edible seaweeds, catching and culturing ornamental (aquarium) fishes and gathering of fry.

BRIEF ANALYSIS

Number of Establishments

Establishments engaged in Fishing activities reached a total of 287 in 2009 based on the results of 2009 Annual Survey of Philippine Business and Industry. Of the total establishments' count, 52.3 percent or 150 were establishments with total employment of less than 20 while the remaining 47.7 percent or 137 were establishments with total employment of 20 and over.

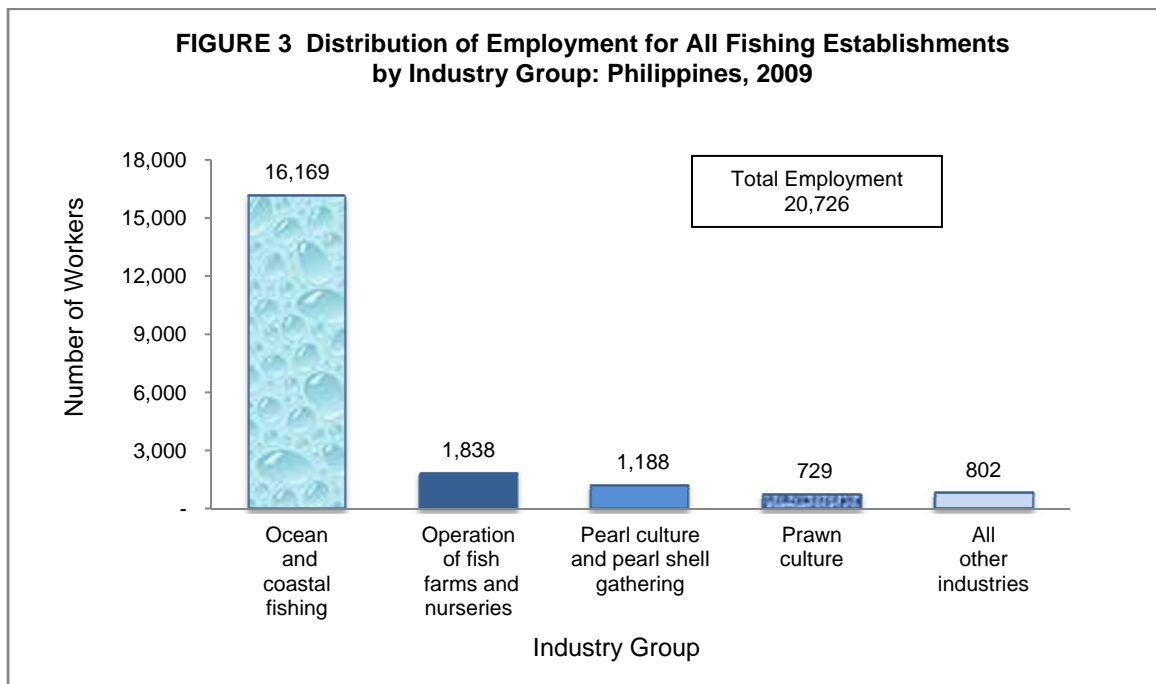
Among industries, Ocean and coastal fishing reported the highest count of establishments at 156 or 54.3 percent of the total. Operation of fish farms and nurseries ranked second with 94 establishments (32.8%) and Prawn culture with 20 establishments (7.0%) placed third. Figure 2 shows the percentage distribution of all Fishing establishments by industry group in 2009.



Employment

All Fishing establishments employed a total of 20,726 workers in 2009. Paid employees constituted 98.3 percent (20,371 workers) of the total while the remaining 1.7 percent (355 workers) were working owners and unpaid workers. Establishments with total employment of 20 and over employed 19,254 workers representing 92.9 percent of the total. On the other hand, establishments with total employment of less than 20 employed only 1,472 workers or 7.1 percent of the total.

By industry, Ocean and coastal fishing, having the most number of establishments also hired the most number of workers with 16,169 (78.0%). Operation of fish farms and nurseries with 1,838 (8.9%) workers followed distantly. Pearl culture and pearl shell gathering ranked third with 1,188 (5.7%) workers. Figure 3 displays the distribution of employment for all Fishing establishments by industry group in 2009.



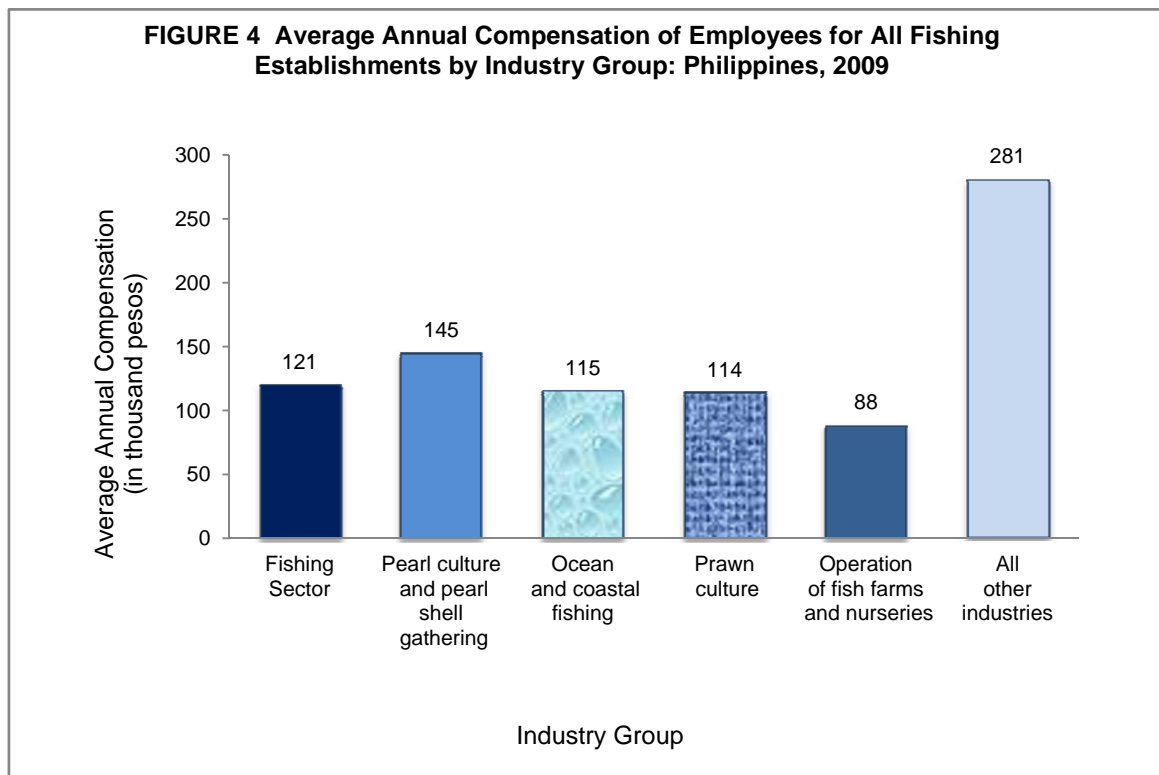
The average number of workers for the Fishing sector was recorded at 72 per establishment. Among industries, Pearl culture and pearl shell gathering topped the sector with 149 workers per establishment, followed by Ocean and coastal fishing with 104. Prawn culture and Operation of fish farms and nurseries had 36 and 20 workers per establishments, respectively. The least average with 12 workers per establishment was posted by Seaweeds farming.

Compensation

Compensation paid by all Fishing establishments to its employees amounted to PHP2.4 billion in 2009, translating to an average annual remuneration of PHP120,622 per employee.

Fishing establishments with total employment of 20 and over paid PHP2.4 billion to its employees, translating to an average annual pay of PHP125,973 per employee. On the other hand, fishing establishments with total employment of less than 20 paid a total of PHP60.7 million to its workers, indicating an average annual pay of PHP45,036 per employee.

Employees in Pearl culture and pearl shell gathering were the highest earner with an average annual pay of PHP144,830, while those employed in the Ocean and coastal fishing were the second highest earner with average pay of PHP114,994 annually. The third and fourth highest average annual remunerations were received by employees in the Prawn culture and Operation of farms and nurseries with PHP113,622 and PHP88,144, respectively. Figure 4 displays the average annual compensation of employees for All Fishing establishments by industry group in 2009.

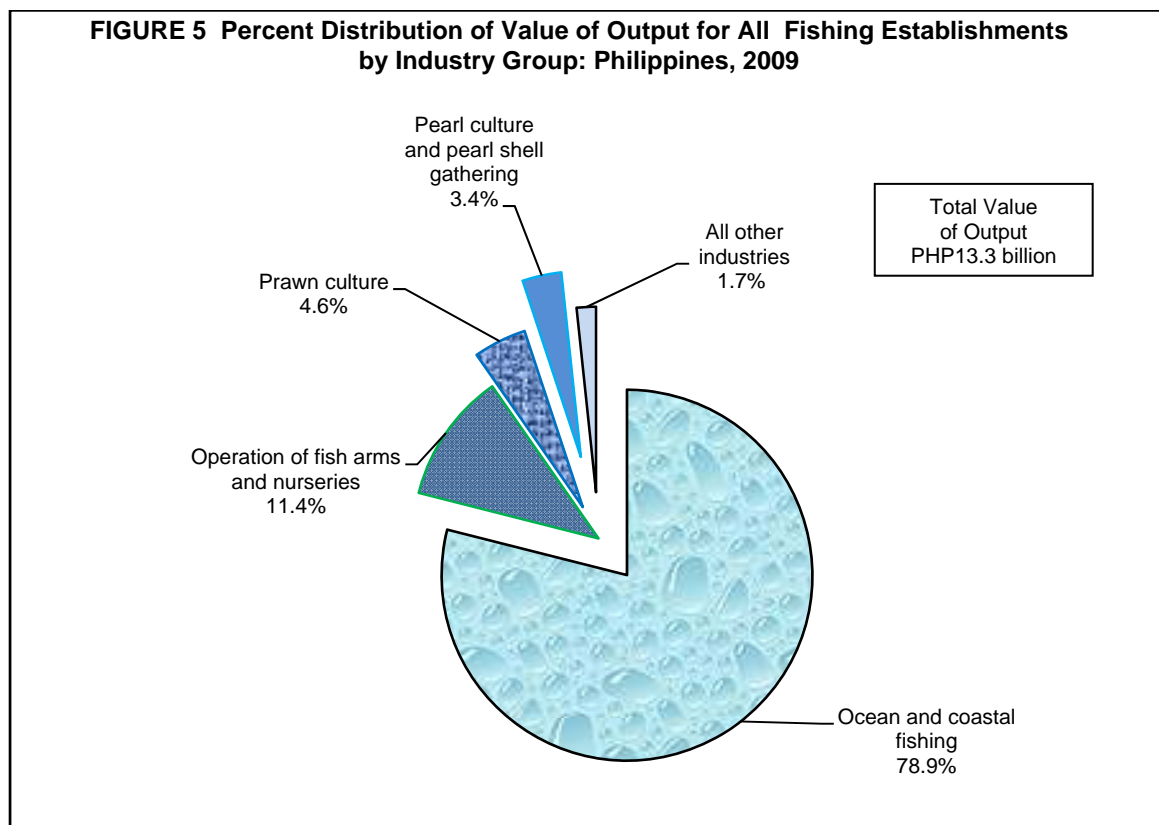


Value of Output

Value of output in 2009 produced by all Fishing establishments amounted to PHP13.3 billion.

Fishing establishments with total employment of 20 and over generated an output value of PHP12.8 billion (96.3%). The remaining PHP0.5 billion (3.7%) was generated by fishing establishments with total employment of less than 20.

By industry group, the highest value of output was generated by Ocean and coastal fishing worth PHP10.5 billion or 78.9 percent of the total. This was followed far behind by Operation of fish farms and nurseries with PHP1.5 billion (11.4%). Prawn culture ranked third with output value of PHP0.6 billion (4.6%). Figure 5 displays the distribution of value of output for all Fishing establishments by industry group in 2009.



Cost

Cost incurred by all Fishing establishments in 2009 summed up to PHP11.7 billion. Ocean and coastal fishing expended the highest with PHP8.9 billion (76.2%) followed by Operation of fish farms and nurseries with PHP1.8 billion (15.4%). Prawn culture, which spent a total of PHP0.4 billion (3.7%), ranked third.

Fishing establishments with total employment of 20 and over incurred total cost of PHP11.3 billion (96.9%). The remaining PHP0.4 billion (3.1%) was spent by fishing establishments with total employment of less than 20.

Revenue per Cost

The ratio of total revenue to total cost was recorded at 1.23 in 2009, which means that for every peso spent PHP1.23 was realized in terms of revenue.

Among industries, Seaweeds farming recorded the highest revenue per peso cost of 3.44. This was followed by Pearl culture and pearl shell gathering and Prawn culture with ratios of 1.71 and 1.37, respectively.

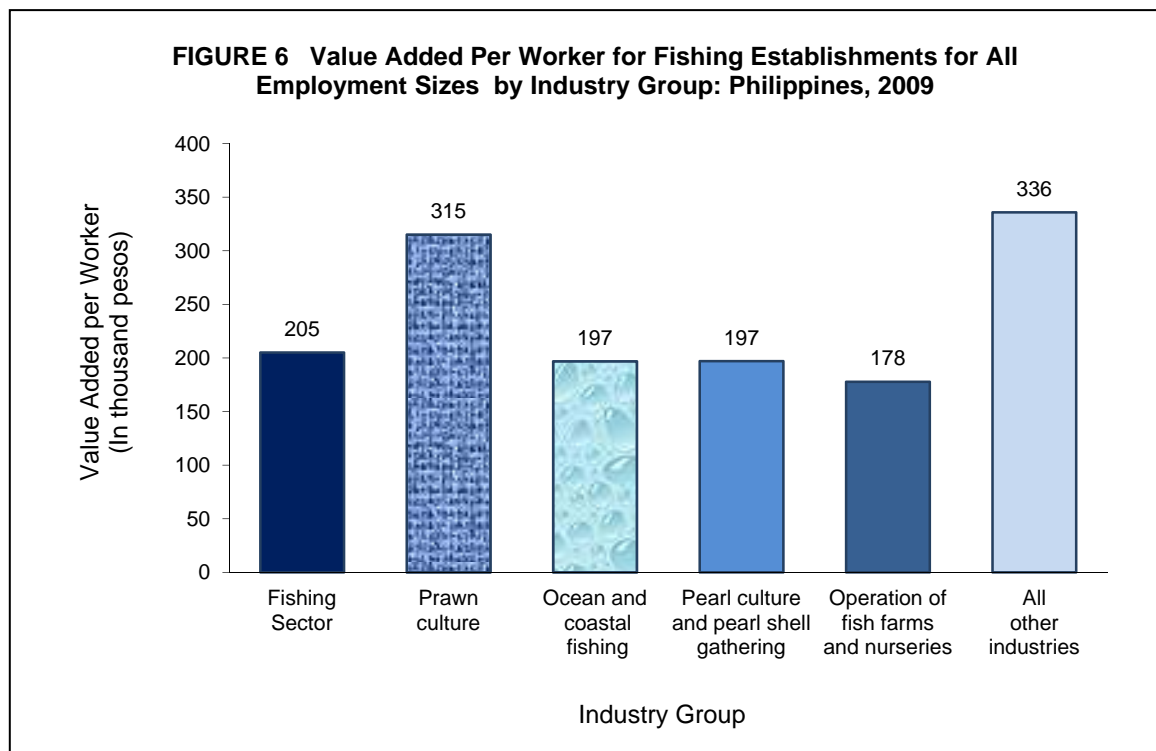
Value Added

Value added for the Fishing sector in 2009 was estimated at PhP4.2 billion. Contributions to value added of establishments with total employment of 20 and over reached PHP4.1 billion (96.2%) while establishments with total employment of less than 20 contributed only PHP0.2 billion (3.8%).

Industrywise, Ocean and coastal fishing contributed 75.0 percent of the total value added for the sector. The remaining 25.0 percent were shared by Operation of fish farms and nurseries (PHP0.3 billion or 7.7%), Pearl culture and pearl shell gathering (PHP0.2 billion or 5.5%), Prawn culture (PHP0.2 billion or 5.4%), and all other industries (PHP0.3 billion or 6.4%).

Labor Productivity

Labor productivity, defined as the ratio of value added to total employment, was estimated at PHP204.7 thousand for the Fishing sector. The highest labor productivity was recorded by Prawn culture, PHP315.0 thousand. Pearl culture and pearl shell gathering and Ocean and coastal fishing tied in second place with PHP196.9 thousand each. Operation of fish farms and nurseries placed third with PHP177.7 thousand. Figure 6 shows the value added per worker for Fishing establishments for all employment sizes by industry group in 2009.



Gross Addition to Tangible Fixed Assets

Gross addition to fixed assets, defined as capital expenditures less sale of fixed assets, was valued at PHP577.8 million. Gross addition to fixed assets of establishments with total employment of 20 and over reached PHP572.0 million (99.0%) while establishments with total employment of less than 20 acquired only PHP5.8 million (0.1%).

Ocean and coastal fishing reported the highest gross addition to fixed assets amounting to PHP445.1 million or 77.0 percent of total. This was followed by Operation of fish farms and nurseries and Prawn culture with gross addition to fixed assets worth PHP79.6 million (13.8%) and PHP26.4 million (4.6%), respectively.

Subsidies

Total subsidies received by the Fishing sector in 2009 reached PHP818 thousand. Industries that received subsidies from the government were Prawn culture (PHP496.0 thousand) and Pearl culture and pearl shell gathering (PHP321.0 thousand).

**Establishments
for
All Employment
Sizes**

National Tables

TABLE 1 Summary Statistics for Fishing Establishments for All Employment Sizes
by Industry Sub-Class: Philippines, 2009

(Value in thousand pesos. Details may not add-up to total due to rounding and/or statistical disclosure control)

1994 PSIC Code	Industry Description	Number of Establishments	Employment as of November 15		Total Compensation	Total Revenue	Total Cost
			Total	Paid Employees			
		(1)	(2)	(3)	(4)	(5)	(6)
B	Fishing	287	20,726	20,371	2,457,181	14,391,937	11,665,760
B061	Ocean and coastal fishing	156	16,169	15,893	1,827,592	10,841,873	8,888,812
B06110	Ocean fishing, commercial (using vessels over 3 tons)	141	15,840	15,676	1,818,446	10,774,990	8,832,615
B06120	Coastal fishing, municipal (using vessels of less than 3 tons)	15	329	217	9,146	66,883	56,197
B06130	Fish corral fishing						
B062	Inland fishing	s	s	s	s	s	s
B06210	Catching fish, crabs and crustaceans in inland waters	s	s	s	s	s	s
B063	Prawn culture	20	729	723	82,149	596,553	436,976
B06300	Prawn culture	20	729	723	82,149	596,553	436,976
B064	Operation of fish farms and nurseries	94	1,838	1,794	158,130	1,961,449	1,794,186
B06410	Fishpond operation (except fish breeding farms and nurseries)	33	1,312	1,275	117,437	1,319,175	1,182,410
B06420	Fishpen and fishcage operation	61	526	519	40,692	642,274	611,776
B06430	Operation of fish breeding farms and nurseries						
B066	Pearl culture and pearl shell gathering	8	1,188	1,185	171,623	488,914	286,683
B06610	Pearl culture	8	1,188	1,185	171,623	488,914	286,683
B067	Seaweeds farming	5	61	37	458	1,502	436
B06700	Seaweeds farming	5	61	37	458	1,502	436
B068	Service activities incidental to fishing	s	s	s	s	s	s
B06800	Service activities incidental to fishing	s	s	s	s	s	s

TABLE 1 Summary Statistics for Fishing Establishments for All Employment Sizes
by Industry Sub-Class: Philippines, 2009 (*Concluded*)

(Value in thousand pesos. Details may not add-up to total due to rounding and/or statistical disclosure control)

1994 PSIC Code	Industry Description	Value of Output	Intermediate Cost	Value Added	Gross Additions to Fixed Assets	Change in Inventories	Subsidies
		(7)	(8)	(9)	(10)	(11)	(12)
B	Fishing	13,319,878	8,579,713	4,242,832	577,837	59,059	818
B061	Ocean and coastal fishing	10,515,974	6,845,519	3,183,296	445,074	836	-
B06110	Ocean fishing, commercial (using vessels over 3 tons)	10,449,103	6,797,928	3,169,097	442,391	842	-
B06120	Coastal fishing, municipal (using vessels of less than 3 tons)	66,870	47,591	14,200	2,683	(6)	-
B06130	Fish corral fishing						
B062	Inland fishing	s	s	s	s	s	s
B06210	Catching fish, crabs and crustaceans in inland waters	s	s	s	s	s	s
B063	Prawn culture	614,622	365,645	229,658	26,408	26,258	496
B06300	Prawn culture	614,622	365,645	229,658	26,408	26,258	496
B064	Operation of fish farms and nurseries	1,512,680	1,089,174	326,693	79,629	32,589	-
B06410	Fishpond operation (except fish breeding farms and nurseries)	1,338,509	990,295	261,571	78,507	26,091	-
B06420	Fishpen and fishcage operation	174,170	98,880	65,121	1,122	6,498	-
B06430	Operation of fish breeding farms and nurseries						
B066	Pearl culture and pearl shell gathering	453,038	142,620	233,943	11,469	(1,161)	321
B06610	Pearl culture	453,038	142,620	233,943	11,469	(1,161)	321
B067	Seaweeds farming	1,502	288	1,110	-	(2)	-
B06700	Seaweeds farming	1,502	288	1,110	-	(2)	-
B068	Service activities incidental to fishing	s	s	s	s	s	s
B06800	Service activities incidental to fishing	s	s	s	s	s	s

TABLE 2 Number of Establishments and Employment by Type and Sex for Fishing Establishments for All Employment Sizes
by Industry Sub-Class: Philippines, 2009

(Details may not add up to total due to rounding and/or statistical disclosure control)

1994 PSIC Code	Industry Description	Number of Establishments	Employment as of November 15					
			Total		Paid		Unpaid	
			Male	Female	Male	Female	Male	Female
			(1)	(2)	(3)	(4)	(5)	(6)
B	Fishing	287	19,079	1,647	18,815	1,556	264	91
B061	Ocean and coastal fishing	156	15,383	786	15,180	713	203	73
B06110	Ocean fishing, commercial (using vessels over 3 tons)	141	15,083	757	14,973	703	110	54
B06120	Coastal fishing, municipal (using vessels of less than 3 tons)	15	300	29	207	10	93	19
B06130	Fish corral fishing							
B062	Inland fishing	s	s	s	s	s	s	s
B06210	Catching fish, crabs and crustaceans in inland waters	s	s	s	s	s	s	s
B063	Prawn culture	20	600	129	596	127	4	2
B06300	Prawn culture	20	600	129	596	127	4	2
B064	Operation of fish farms and nurseries	94	1,584	254	1,549	245	35	9
B06410	Fishpond operation (except fish breeding farms and nurseries)	33	1,095	217	1,066	209	29	8
B06420	Fishpen and fishcage operation	61	489	37	483	36	6	1
B06430	Operation of fish breeding farms and nurseries							
B066	Pearl culture and pearl shell gathering	8	990	198	987	198	3	-
B06610	Pearl culture	8	990	198	987	198	3	-
B067	Seaweeds farming	5	32	29	15	22	17	7
B06700	Seaweeds farming	5	32	29	15	22	17	7
B068	Service activities incidental to fishing	s	s	s	s	s	s	s
B06800	Service activities incidental to fishing	s	s	s	s	s	s	s

TABLE 3 Number of Establishments and Compensation, Separation, and Retirement of Employees for Fishing Establishments for All Employment Sizes by Industry Sub-Class: Philippines, 2009

(Value in thousand pesos. Details may not add-up to total due to rounding and/or statistical disclosure control)

1994 PSIC Code	Industry Description	Number of Establishments	Compensation			
			Total	Gross Salaries and Wages	Social Contributions	Separation, Retirement/Terminal Pay, Gratuities, and Others
			(1)	(2)	(3)	(4)
B	Fishing	287	2,457,181	2,240,499	159,736	56,945
B061	Ocean and coastal fishing	156	1,827,592	1,678,947	116,796	31,848
B06110	Ocean fishing, commercial (using vessels over 3 tons)	141	1,818,446	1,670,127	116,471	31,848
B06120	Coastal fishing, municipal (using vessels of less than 3 tons)	15	9,146	8,821	325	-
B06130	Fish corral fishing					
B062	Inland fishing	s	s	s	s	s
B06210	Catching fish, crabs and crustaceans in inland waters	s	s	s	s	s
B063	Prawn culture	20	82,149	76,821	4,176	1,152
B06300	Prawn culture	20	82,149	76,821	4,176	1,152
B064	Operation of fish farms and nurseries	94	158,130	135,320	13,691	9,120
B06410	Fishpond operation (except fish breeding farms and nurseries)	33	117,437	98,034	10,901	8,503
B06420	Fishpen and fishcage operation	61	40,692	37,286	2,790	617
B06430	Operation of fish breeding farms and nurseries					
B066	Pearl culture and pearl shell gathering	8	171,623	158,273	7,483	5,867
B06610	Pearl culture	8	171,623	158,273	7,483	5,867
B067	Seaweeds farming	5	458	458	-	-
B06700	Seaweeds farming	5	458	458	-	-
B068	Service activities incidental to fishing	s	s	s	s	s
B06800	Service activities incidental to fishing	s	s	s	s	s

TABLE 4 Number of Establishments and Value of Output for Fishing Establishments for All Employment Sizes
by Industry Sub-Class: Philippines, 2009

(Value in thousand pesos. Details may not add up to total due to rounding and/or statistical disclosure control)

1994 PSIC Code	Industry Description	Number of Establishments	Value of Output		
			Total	Value of Products and By-Products Sold	Value of Fishery Services Rendered
		(1)	(2)	(3)	(4)
B	Fishing	287	13,319,878	13,114,988	751,501
B061	Ocean and coastal fishing	156	10,515,974	10,038,379	572,976
B06110	Ocean fishing, commercial (using vessels over 3 tons)	141	10,449,103	9,971,509	572,976
B06120	Coastal fishing, municipal (using vessels of less than 3 tons)	15	66,870	66,870	-
B06130	Fish corral fishing				
B062	Inland fishing	s	s	s	s
B06210	Catching fish, crabs and crustaceans in inland waters	s	s	s	s
B063	Prawn culture	20	614,622	594,522	-
B06300	Prawn culture	20	614,622	594,522	-
B064	Operation of fish farms and nurseries	94	1,512,680	1,954,793	484
B06410	Fishpond operation (except fish breeding farms and nurseries)	33	1,338,509	1,315,064	414
B06420	Fishpen and fishcage operation	61	174,170	639,728	70
B06430	Operation of fish breeding farms and nurseries				
B066	Pearl culture and pearl shell gathering	8	453,038	481,958	-
B06610	Pearl culture	8	453,038	481,958	-
B067	Seaweeds farming	5	1,502	1,502	-
B06700	Seaweeds farming	5	1,502	1,502	-
B068	Service activities incidental to fishing	s	s	s	s
B06800	Service activities incidental to fishing	s	s	s	s

TABLE 4 Number of Establishments and Value of Output for Fishing Establishments for All Employment Sizes
by Industry Sub-Class: Philippines, 2009 *(Concluded)*

(Value in thousand pesos. Details may not add up to total due to rounding and/or statistical disclosure control)

1994 PSIC Code	Industry Description	Value of Output			
		Value of Goods for Resale Less Cost of Goods Sold	Value of Industrial Services Done for Others	Tangible Fixed Assets Produced on Own Account	Change in Inventory of Finished Products and Work-in-Progress
		(5)	(6)	(7)	(8)
B	Fishing	(654,232)	11,300	109,862	(13,540)
B061	Ocean and coastal fishing	(183,334)	10,830	108,743	(31,622)
B06110	Ocean fishing, commercial (using vessels over 3 tons)	(183,334)	10,830	108,743	(31,622)
B06120	Coastal fishing, municipal (using vessels of less than 3 tons)	}	-	-	-
B06130	Fish corral fishing	}	-	-	-
B062	Inland fishing	s	s	s	s
B06210	Catching fish, crabs and crustaceans in inland waters	s	s	s	s
B063	Prawn culture	-	-	187	19,913
B06300	Prawn culture	-	-	187	19,913
B064	Operation of fish farms and nurseries	(471,088)	470	87	27,933
B06410	Fishpond operation (except fish breeding farms and nurseries)	1,224	-	-	21,807
B06420	Fishpen and fishcage operation	}	470	87	6,127
B06430	Operation of fish breeding farms and nurseries	}	-	-	-
B066	Pearl culture and pearl shell gathering	-	-	844	(29,764)
B06610	Pearl culture	-	-	844	(29,764)
B067	Seaweeds farming	-	-	-	-
B06700	Seaweeds farming	-	-	-	-
B068	Service activities incidental to fishing	s	s	s	s
B06800	Service activities incidental to fishing	s	s	s	s

TABLE 4.1 Number of Establishments and Revenue by Type for Fishing Establishments for All Employment Sizes by Industry Sub-Class:
Philippines, 2009

(Value in thousand pesos. Details may not add-up to total due to rounding and/or statistical disclosure control)

1994 PSIC Code	Industry Description	Number of Establishments	Revenue		
			Total	Value of Products and By-Products Sold	Value of Fishery Services Rendered
			(1)	(2)	(3)
B	Fishing	287	14,391,937	13,114,988	751,501
B061	Ocean and coastal fishing	156	10,841,873	10,038,379	572,976
B06110	Ocean fishing, commercial (using vessels over 3 tons)	141	10,774,990	9,971,509	572,976
B06120	Coastal fishing, municipal (using vessels of less than 3 tons)	15	66,883	66,870	-
B06130	Fish corral fishing				
B062	Inland fishing	s	s	s	s
B06210	Catching fish, crabs and crustaceans in inland waters	s	s	s	s
B063	Prawn culture	20	596,553	594,522	-
B06300	Prawn culture	20	596,553	594,522	-
B064	Operation of fish farms and nurseries	94	1,961,449	1,954,793	484
B06410	Fishpond operation (except fish breeding farms and nurseries)	33	1,319,175	1,315,064	414
B06420	Fishpen and fishcage operation	61	642,274	639,728	70
B06430	Operation of fish breeding farms and nurseries				
B066	Pearl culture and pearl shell gathering	8	488,914	481,958	-
B06610	Pearl culture	8	488,914	481,958	-
B067	Seaweeds farming	5	1,502	1,502	-
B06700	Seaweeds farming	5	1,502	1,502	-
B068	Service activities incidental to fishing	s	s	s	s
B06800	Service activities incidental to fishing	s	s	s	s

TABLE 4.1 Number of Establishments and Revenue by Type for Fishing Establishments for All Employment Sizes by Industry Sub-Class: Philippines, 2009
(Continued)

(Value in thousand pesos. Details may not add up to total due to rounding and/or statistical disclosure control)

1994 PSIC Code	Industry Description	Revenue				
		Value of Industrial Services Done for Others	Value of Non- Industrial Services Done for Others	Delivery charges separately invoiced to customers	Value of Goods for Resale	Interest Income
		(5)	(6)	(7)	(8)	(9)
B	Fishing	11,300	358,484	-	5,433	4,700
B061	Ocean and coastal fishing	10,830	82,397	-	1,972	1,709
B06110	Ocean fishing, commercial (using vessels over 3 tons)	10,830	82,397	-	1,972	1,697
B06120	Coastal fishing, municipal (using vessels of less than 3 tons)	}	-	-	-	12
B06130	Fish corral fishing	}				
B062	Inland fishing	s	s	-	s	s
B06210	Catching fish, crabs and crustaceans in inland waters	s	s	-	s	s
B063	Prawn culture	-	64	-	-	188
B06300	Prawn culture	-	64	-	-	188
B064	Operation of fish farms and nurseries	470	40	-	3,271	370
B06410	Fishpond operation (except fish breeding farms and nurseries)	-	-	-	3,271	225
B06420	Fishpen and fishcage operation	}	470	40	-	146
B06430	Operation of fish breeding farms and nurseries	}				
B066	Pearl culture and pearl shell gathering	-	-	-	-	131
B06610	Pearl culture	-	-	-	-	131
B067	Seaweeds farming	-	-	-	-	-
B06700	Seaweeds farming	-	-	-	-	-
B068	Service activities incidental to fishing	s	s	-	s	s
B06800	Service activities incidental to fishing	s	s	-	s	s

TABLE 4.1 Number of Establishments and Revenue by Type for Fishing Establishments for All Employment Sizes by Industry Sub-Class: Philippines, 2009
(Concluded)

(Value in thousand pesos. Details may not add up to total due to rounding and/or statistical disclosure control)

1994 PSIC Code	Industry Description	Revenue				
		Dividend Income	Commissions and Fees Earned	Royalty Income	Franchise Income	Other Income
		(10)	(11)	(12)	(13)	(14)
B	Fishing	616	45	-	-	144,870
B061	Ocean and coastal fishing	548	45	-	-	133,016
B06110	Ocean fishing, commercial (using vessels over 3 tons)	548	45	-	-	133,016
B06120	Coastal fishing, municipal (using vessels of less than 3 tons)	}	}	-	-	-
B06130	Fish corral fishing	}	}	-	-	-
B062	Inland fishing	s	s	-	-	s
B06210	Catching fish, crabs and crustaceans in inland waters	s	s	-	-	s
B063	Prawn culture	68	-	-	-	1,710
B06300	Prawn culture	68	-	-	-	1,710
B064	Operation of fish farms and nurseries	-	-	-	-	2,020
B06410	Fishpond operation (except fish breeding farms and nurseries)	-	-	-	-	200
B06420	Fishpen and fishcage operation	}	}	-	-	1,820
B06430	Operation of fish breeding farms and nurseries	}	}	-	-	-
B066	Pearl culture and pearl shell gathering	-	-	-	-	6,825
B06610	Pearl culture	-	-	-	-	6,825
B067	Seaweeds farming	-	-	-	-	-
B06700	Seaweeds farming	-	-	-	-	-
B068	Service activities incidental to fishing	s	s	-	-	s
B06800	Service activities incidental to fishing	s	s	-	-	s

TABLE 4.2 Number of Establishments and Value of Products and By-Products Sold by Mode of Sale for Fishing Establishments for All Employment Sizes by Industry Sub-Class: Philippines, 2009

(Value in thousand pesos. Details may not add up to total due to rounding and/or statistical disclosure control)

1994 PSIC Code	Industry Description	Number of Establishments	Products and By-Products Sold				
			Total	Value of Products Sold to Domestic Market Other Than Interplant Transfer	Interplant Transfers	Direct Exports	Value of Products Sold to Exporters
			(1)	(2)	(3)	(4)	(5)
B	Fishing	287	13,114,988	9,559,514	37,041	1,803,862	1,714,571
B061	Ocean and coastal fishing	156	10,038,379	7,303,759	-	1,020,050	1,714,571
B06110	Ocean fishing, commercial (using vessels over 3 tons)	141	9,971,509	7,236,888	-	1,020,050	1,714,571
B06120	Coastal fishing, municipal (using vessels of less than 3 tons)	15	66,870	66,870	-	-	-
B06130	Fish corral fishing						
B062	Inland fishing	s	s	s	s	s	s
B06210	Catching fish, crabs and crustaceans in inland waters	s	s	s	s	s	s
B063	Prawn culture	20	594,522	510,122	-	84,399	-
B06300	Prawn culture	20	594,522	510,122	-	84,399	-
B064	Operation of fish farms and nurseries	94	1,954,793	1,586,484	-	368,308	-
B06410	Fishpond operation (except fish breeding farms and nurseries)	33	1,315,064	946,756	-	368,308	-
B06420	Fishpen and fishcage operation	61	639,728	639,728	-	-	-
B06430	Operation of fish breeding farms and nurseries						
B066	Pearl culture and pearl shell gathering	8	481,958	150,854	-	331,104	-
B06610	Pearl culture	8	481,958	150,854	-	331,104	-
B067	Seaweeds farming	5	1,502	1,502	-	-	-
B06700	Seaweeds farming	5	1,502	1,502	-	-	-
B068	Service activities incidental to fishing	s	s	s	s	s	s
B06800	Service activities incidental to fishing	s	s	s	s	s	s

TABLE 4.3 Number of Establishments and Value of Industrial Services Done for Others for Fishing Establishments for All Employment Sizes by Industry Sub-Class: Philippines, 2009

(Value in thousand pesos. Details may not add up to total due to rounding and/or statistical disclosure control)

1994 PSIC Code	Industry Description	Value of Industrial Services Done for Others			
		Number of Establishments	Total	Contract and Commission Work Done for Others	Other Industrial Services Done for Others
		(1)	(2)	(3)	(4)
B	Fishing	287	11,300	440	10,860
B061	Ocean and coastal fishing	156	10,830	30	10,800
B06110	Ocean fishing, commercial (using vessels over 3 tons)	141	10,830	30	10,800
B06120	Coastal fishing, municipal (using vessels of less than 3 tons)	15	-	-	-
B06130	Fish corral fishing				
B062	Inland fishing	s	s	s	s
B06210	Catching fish, crabs and crustaceans in inland waters	s	s	s	s
B063	Prawn culture	20	-	-	-
B06300	Prawn culture	20	-	-	-
B064	Operation of fish farms and nurseries	94	470	410	60
B06410	Fishpond operation (except fish breeding farms and nurseries)	33	-	-	-
B06420	Fishpen and fishcage operation	61	470	410	60
B06430	Operation of fish breeding farms and nurseries				
B066	Pearl culture and pearl shell gathering	8	-	-	-
B06610	Pearl culture	8	-	-	-
B067	Seaweeds farming	5	-	-	-
B06700	Seaweeds farming	5	-	-	-
B068	Service activities incidental to fishing	s	s	s	s
B06800	Service activities incidental to fishing	s	s	s	s

TABLE 4.4 Number of Establishments and Value of Non-Industrial Services Done for Others for Fishing Establishments for All Employment Sizes by Industry Sub-Class: Philippines, 2009

(Value in thousand pesos. Details may not add up to total due to rounding and/or statistical disclosure control)

1994 PSIC Code	Industry Description	Value of Non-Industrial Services Done for Others					
		Number of Establishments	Total	Rent Income from Land	Rent Income from Building and Other Structures	Other Rental Income	Other Non-industrial Services Done for Others
		(1)	(2)	(3)	(4)	(5)	(6)
B	Fishing	287	358,484	149,883	150,829	5,803	51,968
B061	Ocean and coastal fishing	156	82,397	10,531	19,243	694	51,928
B06110	Ocean fishing, commercial (using vessels over 3 tons)	141	82,397	10,531	19,243	694	51,928
B06120	Coastal fishing, municipal (using vessels of less than 3 tons)	}	15	-	-	-	-
B06130	Fish corral fishing						
B062	Inland fishing	s	s	s	s	s	s
B06210	Catching fish, crabs and crustaceans in inland waters	s	s	s	s	s	s
B063	Prawn culture	20	64	-	-	64	-
B06300	Prawn culture	20	64	-	-	64	-
B064	Operation of fish farms and nurseries	94	40	-	-	-	40
B06410	Fishpond operation (except fish breeding farms and nurseries)	33	-	-	-	-	-
B06420	Fishpen and fishcage operation	}	61	40	-	-	40
B06430	Operation of fish breeding farms and nurseries						
B066	Pearl culture and pearl shell gathering	8	-	-	-	-	-
B06610	Pearl culture	8	-	-	-	-	-
B067	Seaweeds farming	5	-	-	-	-	-
B06700	Seaweeds farming	5	-	-	-	-	-
B068	Service activities incidental to fishing	s	s	s	s	s	s
B06800	Service activities incidental to fishing	s	s	s	s	s	s

TABLE 5 Number of Establishments and Cost by Type for Fishing Establishments for All Employment Sizes by Industry Sub-Class: Philippines, 2009

(Value in thousand pesos. Details may not add up to total due to rounding and/or statistical disclosure control)

1994 PSIC Code	Industry Description	Number of Establishments	C o s t				
			Total	Materials and Supplies Purchased	Fuels, Lubricants, Oils and Greases Purchased	Electricity and Water Purchased	Fishery Services Done by Others
			(1)	(2)	(3)	(4)	(5)
B	Fishing	287	11,665,760	2,860,840	3,958,572	522,599	136,799
B061	Ocean and coastal fishing	156	8,888,812	1,602,443	3,887,965	271,303	30,616
B06110	Ocean fishing, commercial (using vessels over 3 tons)	141	8,832,615	1,578,288	3,867,875	269,843	30,597
B06120	Coastal fishing, municipal (using vessels of less than 3 tons)	15	56,197	24,154	20,090	1,459	19
B06130	Fish corral fishing						
B062	Inland fishing	s	s	s	s	s	s
B06210	Catching fish, crabs and crustaceans in inland waters	s	s	s	s	s	s
B063	Prawn culture	20	436,976	256,114	15,002	74,484	10,089
B06300	Prawn culture	20	436,976	256,114	15,002	74,484	10,089
B064	Operation of fish farms and nurseries	94	1,794,186	861,219	25,104	70,145	95,999
B06410	Fishpond operation (except fish breeding farms and nurseries)	33	1,182,410	810,379	12,872	66,955	64,792
B06420	Fishpen and fishcage operation	61	611,776	50,840	12,232	3,190	31,206
B06430	Operation of fish breeding farms and nurseries						
B066	Pearl culture and pearl shell gathering	8	286,683	120,994	25,327	4,668	10
B06610	Pearl culture	8	286,683	120,994	25,327	4,668	10
B067	Seaweeds farming	5	436	164	30	-	84
B06700	Seaweeds farming	5	436	164	30	-	84
B068	Service activities incidental to fishing	s	s	s	s	s	s
B06800	Service activities incidental to fishing	s	s	s	s	s	s

TABLE 5 Number of Establishments and Cost by Type for Fishing Establishments for All Employment Sizes by Industry Sub-Class: Philippines, 2009 (Continued)

(Value in thousand pesos. Details may not add up to total due to rounding and/or statistical disclosure control)

1994 PSIC Code	Industry Description	C o s t					
		Industrial Services Done by Others	Non-Industrial Services Done by Others	Goods Purchased for Resale	Interest Expense	Taxes on Products and Production	Research and Experimental Development Expense
		(7)	(8)	(9)	(10)	(11)	(12)
B	Fishing	1,171,546	901,238	662,184	141,387	274,308	412
B061	Ocean and coastal fishing	1,082,111	635,294	188,866	118,342	239,680	34
B06110	Ocean fishing, commercial (using vessels over 3 tons)	1,080,249	630,252	188,866	117,888	239,370	34
B06120	Coastal fishing, municipal (using vessels of less than 3 tons)	1,862	5,042	-	454	310	-
B06130	Fish corral fishing						
B062	Inland fishing	s	s	s	s	s	s
B06210	Catching fish, crabs and crustaceans in inland waters	s	s	s	s	s	s
B063	Prawn culture	16,301	9,013	-	5,504	6,305	166
B06300	Prawn culture	16,301	9,013	-	5,504	6,305	166
B064	Operation of fish farms and nurseries	42,946	83,765	473,318	16,628	22,064	171
B06410	Fishpond operation (except fish breeding farms and nurseries)	40,125	78,942	2,046	16,579	12,932	26
B06420	Fishpen and fishcage operation	2,822	4,823	471,272	48	9,133	145
B06430	Operation of fish breeding farms and nurseries						
B066	Pearl culture and pearl shell gathering	20,224	82,609	-	-	5,883	-
B06610	Pearl culture	20,224	82,609	-	-	5,883	-
B067	Seaweeds farming	8	101	-	13	19	2
B06700	Seaweeds farming	8	101	-	13	19	2
B068	Service activities incidental to fishing	s	s	s	s	s	s
B06800	Service activities incidental to fishing	s	s	s	s	s	s

TABLE 5 Number of Establishments and Cost by Type for Fishing Establishments for All Employment Sizes by Industry Sub-Class: Philippines, 2009 (Concluded)

(Value in thousand pesos. Details may not add up to total due to rounding and/or statistical disclosure control)

1994 PSIC Code	Industry Description	C o s t					
		Environmental Protection Expense	Royalty Fee	Franchise Fee	Bad and Doubtful Debts	Depreciation of Fixed Assets	Other Cost
		(13)	(14)	(15)	(16)	(17)	(18)
B	Fishing	32	-	-	12,371	924,465	99,006
B061	Ocean and coastal fishing	22	-	-	582	764,333	67,221
B06110	Ocean fishing, commercial (using vessels over 3 tons)	22	-	-	563	761,584	67,183
B06120	Coastal fishing, municipal (using vessels of less than 3 tons)	}	-	-	19	2,748	38
B06130	Fish corral fishing	}					
B062	Inland fishing	s	-	-	s	s	s
B06210	Catching fish, crabs and crustaceans in inland waters	s	-	-	s	s	s
B063	Prawn culture	-	-	-	380	31,704	11,914
B06300	Prawn culture	-	-	-	380	31,704	11,914
B064	Operation of fish farms and nurseries	10	-	-	10,490	77,400	14,927
B06410	Fishpond operation (except fish breeding farms and nurseries)	10	-	-	10,355	58,531	7,865
B06420	Fishpen and fishcage operation	}	-	-	135	18,868	7,061
B06430	Operation of fish breeding farms and nurseries	}					
B066	Pearl culture and pearl shell gathering	-	-	-	-	26,278	690
B06610	Pearl culture	-	-	-	-	26,278	690
B067	Seaweeds farming	-	-	-	-	16	-
B06700	Seaweeds farming	-	-	-	-	16	-
B068	Service activities incidental to fishing	s	-	-	s	s	s
B06800	Service activities incidental to fishing	s	-	-	s	s	s

TABLE 5.1 Number of Establishments and Intermediate Cost for Fishing Establishments for Employment Sizes by Industry Sub-Class:
Philippines, 2009

(Value in thousand pesos. Details may not add up to total due to rounding and/or statistical disclosure control)

1994 PSIC Code	Industry Description	Number of Establishments	Intermediate Cost		
			Total	Materials and Supplies Purchased	Fuels, Lubricants, Oils and Greases Purchased
			(1)	(2)	(3)
B	Fishing	287	8,579,713	2,860,840	3,958,572
B061	Ocean and coastal fishing	156	6,845,519	1,602,443	3,887,965
B06110	Ocean fishing, commercial (using vessels over 3 tons)	141	6,797,928	1,578,288	3,867,875
B06120	Coastal fishing, municipal (using vessels of less than 3 tons)	15	47,591	24,154	20,090
B06130	Fish corral fishing				
B062	Inland fishing	s	s	s	s
B06210	Catching fish, crabs and crustaceans in inland waters	s	s	s	s
B063	Prawn culture	20	365,645	256,114	15,002
B06300	Prawn culture	20	365,645	256,114	15,002
B064	Operation of fish farms and nurseries	94	1,089,174	861,219	25,104
B06410	Fishpond operation (except fish breeding farms and nurseries)	33	990,295	810,379	12,872
B06420	Fishpen and fishcage operation	61	98,880	50,840	12,232
B06430	Operation of fish breeding farms and nurseries				
B066	Pearl culture and pearl shell gathering	8	142,620	120,994	25,327
B06610	Pearl culture	8	142,620	120,994	25,327
B067	Seaweeds farming	5	288	164	30
B06700	Seaweeds farming	5	288	164	30
B068	Service activities incidental to fishing	s	s	s	s
B06800	Service activities incidental to fishing	s	s	s	s

TABLE 5.1 Number of Establishments and Intermediate Cost for Fishing Establishments for All Employment Sizes by Industry Sub-Class:
Philippines, 2009 (Concluded)

(Value in thousand pesos. Details may not add up to total due to rounding and/or statistical disclosure control)

1994 PSIC Code	Industry Description	Intermediate Cost			
		Electricity and Water Purchased	Fishery Services Done by Others	Industrial Services Done by Others	Change in Inventory of Materials, Supplies and Fuels
		(5)	(6)	(7)	(8)
B	Fishing	522,599	136,799	1,171,546	(70,643)
B061	Ocean and coastal fishing	271,303	30,616	1,082,111	(28,919)
B06110	Ocean fishing, commercial (using vessels over 3 tons)	269,843	30,597	1,080,249	(28,925)
B06120	Coastal fishing, municipal (using vessels of less than 3 tons)	1,459	19	1,862	6
B06130	Fish corral fishing				
B062	Inland fishing	s	s	s	s
B06210	Catching fish, crabs and crustaceans in inland waters	s	s	s	s
B063	Prawn culture	74,484	10,089	16,301	(6,345)
B06300	Prawn culture	74,484	10,089	16,301	(6,345)
B064	Operation of fish farms and nurseries	70,145	95,999	42,946	(6,239)
B06410	Fishpond operation (except fish breeding farms and nurseries)	66,955	64,792	40,125	(4,828)
B06420	Fishpen and fishcage operation	3,190	31,206	2,822	(1,411)
B06430	Operation of fish breeding farms and nurseries				
B066	Pearl culture and pearl shell gathering	4,668	10	20,224	(28,603)
B06610	Pearl culture	4,668	10	20,224	(28,603)
B067	Seaweeds farming	-	84	8	2
B06700	Seaweeds farming	-	84	8	2
B068	Service activities incidental to fishing	s	s	s	s
B06800	Service activities incidental to fishing	s	s	s	s

TABLE 5.2 Number of Establishments and Cost of Industrial Services Done by Others for Fishing Establishments for All Employment Sizes by Industry Sub-Class: Philippines, 2009

(Value in thousand pesos. Details may not add up to total due to rounding and/or statistical disclosure control)

1994 PSIC Code	Industry Description	Cost of Industrial Services Done by Others			
		Number of Establishments	Total	Contract and Commission Work Done for Others	Other Industrial Services Done for Others
		(1)	(2)	(3)	(4)
B	Fishing	287	1,171,546	235,814	935,733
B061	Ocean and coastal fishing	156	1,082,111	203,306	878,804
B06110	Ocean fishing, commercial (using vessels over 3 tons)	141	1,080,249	202,512	877,736
B06120	Coastal fishing, municipal (using vessels of less than 3 tons)	15	1,862	794	1,068
B06130	Fish corral fishing				
B062	Inland fishing	s	s	s	s
B06210	Catching fish, crabs and crustaceans in inland waters	s	s	s	s
B063	Prawn culture	20	16,301	639	15,662
B06300	Prawn culture	20	16,301	639	15,662
B064	Operation of fish farms and nurseries	94	42,946	13,456	29,490
B06410	Fishpond operation (except fish breeding farms and nurseries)	33	40,125	13,155	26,969
B06420	Fishpen and fishcage operation	61	2,822	301	2,521
B06430	Operation of fish breeding farms and nurseries				
B066	Pearl culture and pearl shell gathering	8	20,224	18,412	1,811
B06610	Pearl culture	8	20,224	18,412	1,811
B067	Seaweeds farming	5	8	-	8
B06700	Seaweeds farming	5	8	-	8
B068	Service activities incidental to fishing	s	s	s	s
B06800	Service activities incidental to fishing	s	s	s	s

TABLE 5.3 Number of Establishments and Cost of Non-Industrial Services Done by Others for Fishing Establishments for All Employment Sizes by Industry Sub-Class: Philippines, 2009

(Value in thousand pesos. Details may not add up to total due to rounding and/or statistical disclosure control)

1994 PSIC Code	Industry Description	Cost of Non-Industrial Services Done by Others					
		Number of Establishments	Total	Rent Income from Land	Rent Income from Building and Other Structures	Other Rental Income	Other Non-industrial Services Done for Others
		(1)	(2)	(3)	(4)	(5)	(6)
B	Fishing	287	901,238	8,074	66,213	4,719	822,232
B061	Ocean and coastal fishing	156	635,294	2,830	31,878	3,101	597,485
B06110	Ocean fishing, commercial (using vessels over 3 tons)	141	630,252	2,814	31,878	3,069	592,491
B06120	Coastal fishing, municipal (using vessels of less than 3 tons)	15	5,042	16	-	32	4,994
B06130	Fish corral fishing						
B062	Inland fishing	s	s	s	s	s	s
B06210	Catching fish, crabs and crustaceans in inland waters	s	s	s	s	s	s
B063	Prawn culture	20	9,013	2,376	334	-	6,303
B06300	Prawn culture	20	9,013	2,376	334	-	6,303
B064	Operation of fish farms and nurseries	94	83,765	1,231	9,963	1,616	70,956
B06410	Fishpond operation (except fish breeding farms and nurseries)	33	78,942	1,209	9,705	1,282	66,747
B06420	Fishpen and fishcage operation	61	4,823	22	258	334	4,209
B06430	Operation of fish breeding farms and nurseries						
B066	Pearl culture and pearl shell gathering	8	82,609	1,638	17,169	-	63,803
B06610	Pearl culture	8	82,609	1,638	17,169	-	63,803
B067	Seaweeds farming	5	101	-	-	2	99
B06700	Seaweeds farming	5	101	-	-	2	99
B068	Service activities incidental to fishing	s	s	s	s	s	s
B06800	Service activities incidental to fishing	s	s	s	s	s	s

TABLE 6 Number of Establishments and Capital Expenditures for Tangible Fixed Assets by Type for Fishing Establishments for All Employment Sizes by Industry Sub-Class: Philippines, 2009

(Value in thousand pesos. Details may not add-up to total due to rounding and/or statistical disclosure control)

1994 PSIC Code	Industry Description	Number of Establishments	Capital Expenditures for Tangible Fixed Assets				
			Total	Land	Aquafarm	Buildings, Other Structures and Land Improvements	Cultivated Assets
			(1)	(2)	(3)	(4)	(5)
B	Fishing	287	590,973	48,613	9,951	151,904	3,804
B061	Ocean and coastal fishing	156	457,001	47,620	-	104,678	-
B06110	Ocean fishing, commercial (using vessels over 3 tons)	141	454,318	47,620	-	102,173	-
B06120	Coastal fishing, municipal (using vessels of less than 3 tons)	15	2,683	-	-	2,505	-
B06130	Fish corral fishing						
B062	Inland fishing	s	s	s	s	s	s
B06210	Catching fish, crabs and crustaceans in inland waters	s	s	s	s	s	s
B063	Prawn culture	20	26,408	442	8,069	-	3,804
B06300	Prawn culture	20	26,408	442	8,069	-	3,804
B064	Operation of fish farms and nurseries	94	80,838	-	1,882	37,517	-
B06410	Fishpond operation (except fish breeding farms and nurseries)	33	79,520	-	1,582	36,927	-
B06420	Fishpen and fishcage operation	61	1,317	-	300	591	-
B06430	Operation of fish breeding farms and nurseries						
B066	Pearl culture and pearl shell gathering	8	11,469	550	-	6,924	-
B06610	Pearl culture	8	11,469	550	-	6,924	-
B067	Seaweeds farming	5	-	-	-	-	-
B06700	Seaweeds farming	5	-	-	-	-	-
B068	Service activities incidental to fishing	s	s	s	s	s	s
B06800	Service activities incidental to fishing	s	s	s	s	s	s

TABLE 6 Number of Establishments and Capital Expenditures for Tangible Fixed Assets by Type for Fishing Establishments for All Employment Sizes by Industry Sub-Class: Philippines, 2009 (Concluded)

(Value in thousand pesos. Details may not add-up to total due to rounding and/or statistical disclosure control)

1994 PSIC Code	Industry Description	Capital Expenditures for Tangible Fixed Assets					
		Fishing boat/craft/ vessel	Transport Equipment	ICT Machinery and Equipment	Other Machinery and Equipment	Valuables	Other Tangible Fixed Assets
		(7)	(8)	(9)	(10)	(11)	(12)
B	Fishing	114,641	29,326	11,456	114,845	-	106,432
B061	Ocean and coastal fishing	113,797	16,385	6,849	61,336	-	106,336
B06110	Ocean fishing, commercial (using vessels over 3 tons)	113,705	16,385	6,849	61,250	-	106,336
B06120	Coastal fishing, municipal (using vessels of less than 3 tons)	}	92	-	86	-	-
B06130	Fish corral fishing	}					
B062	Inland fishing	s	s	s	s	-	s
B06210	Catching fish, crabs and crustaceans in inland waters	s	s	s	s	-	s
B063	Prawn culture	-	1,825	130	12,128	-	9
B06300	Prawn culture	-	1,825	130	12,128	-	9
B064	Operation of fish farms and nurseries	-	9,882	2,722	28,746	-	87
B06410	Fishpond operation (except fish breeding farms and nurseries)	-	9,882	2,722	28,407	-	-
B06420	Fishpen and fishcage operation	}			339	-	87
B06430	Operation of fish breeding farms and nurseries	}					
B066	Pearl culture and pearl shell gathering	844	-	92	3,059	-	-
B06610	Pearl culture	844	-	92	3,059	-	-
B067	Seaweeds farming	-	-	-	-	-	-
B06700	Seaweeds farming	-	-	-	-	-	-
B068	Service activities incidental to fishing	s	s	s	s	-	s
B06800	Service activities incidental to fishing	s	s	s	s	-	s

TABLE 6.1 Number of Establishments and Capital Expenditures for Directly Imported Tangible Fixed Assets for Fishing Establishments
for All Employment Sizes by Industry Sub-Class: Philippines, 2009

(Value in thousand pesos. Details may not add-up to total due to rounding and/or statistical disclosure control)

1994 PSIC Code	Industry Description	Number of Establishments	Directly Imported Tangible Fixed Assets			
			Total	Cultivated Assets	Fishing boat/craft/ vessel	Transport Equipment
			(1)	(2)	(3)	(4)
B	Fishing	287	-	-	-	-
B061	Ocean and coastal fishing	156	-	-	-	-
B06110	Ocean fishing, commercial (using vessels over 3 tons)	141	-	-	-	-
B06120	Coastal fishing, municipal (using vessels of less than 3 tons)	15	-	-	-	-
B06130	Fish corral fishing					
B062	Inland fishing	s	-	-	-	-
B06210	Catching fish, crabs and crustaceans in inland waters	s	-	-	-	-
B063	Prawn culture	20	-	-	-	-
B06300	Prawn culture	20	-	-	-	-
B064	Operation of fish farms and nurseries	94	-	-	-	-
B06410	Fishpond operation (except fish breeding farms and nurseries)	33	-	-	-	-
B06420	Fishpen and fishcage operation	61	-	-	-	-
B06430	Operation of fish breeding farms and nurseries					
B066	Pearl culture and pearl shell gathering	8	-	-	-	-
B06610	Pearl culture	8	-	-	-	-
B067	Seaweeds farming	5	-	-	-	-
B06700	Seaweeds farming	5	-	-	-	-
B068	Service activities incidental to fishing	s	-	-	-	-
B06800	Service activities incidental to fishing	s	-	-	-	-

TABLE 6.1 Number of Establishments and Capital Expenditures for Directly Imported Tangible Fixed Assets for Fishing Establishments for All Employment Sizes by Industry Sub-Class: Philippines, 2009 (Concluded)

(Value in thousand pesos. Details may not add-up to total due to rounding and/or statistical disclosure control)

1994 PSIC Code	Industry Description	Directly Imported Tangible Fixed Assets			
		ICT Machinery and Equipment	Other Machinery and Equipment	Valuables	Other Tangible Fixed Assets
		(6)	(7)	(8)	(9)
B	Fishing	-	-	-	-
B061	Ocean and coastal fishing	-	-	-	-
B06110	Ocean fishing, commercial (using vessels over 3 tons)	-	-	-	-
B06120	Coastal fishing, municipal (using vessels of less than 3 tons)	-	-	-	-
B06130	Fish corral fishing	-	-	-	-
B062	Inland fishing	-	-	-	-
B06210	Catching fish, crabs and crustaceans in inland waters	-	-	-	-
B063	Prawn culture	-	-	-	-
B06300	Prawn culture	-	-	-	-
B064	Operation of fish farms and nurseries	-	-	-	-
B06410	Fishpond operation (except fish breeding farms and nurseries)	-	-	-	-
B06420	Fishpen and fishcage operation	-	-	-	-
B06430	Operation of fish breeding farms and nurseries	-	-	-	-
B066	Pearl culture and pearl shell gathering	-	-	-	-
B06610	Pearl culture	-	-	-	-
B067	Seaweeds farming	-	-	-	-
B06700	Seaweeds farming	-	-	-	-
B068	Service activities incidental to fishing	-	-	-	-
B06800	Service activities incidental to fishing	-	-	-	-

TABLE 6.2 Number of Establishments and Capital Expenditures for Tangible Fixed Assets by Mode of Acquisition for Fishing Establishments for All Employment Sizes by Industry Sub-Class: Philippines, 2009

(Value in thousand pesos. Details may not add-up to total due to rounding and/or statistical disclosure control)

1994 PSIC Code	Industry Description	Number of Establishments	Capital Expenditures for Tangible Fixed Assets by Mode of Acquisition					
			Total	New Fixed Assets	Major Alterations and Improvements	Land and Used Fixed Assets	Produced on Own Account	
			(1)	(2)	(3)	(4)	(5)	(6)
B	Fishing	287	590,973	268,567	163,025	49,519	109,862	
B061	Ocean and coastal fishing	156	457,001	162,783	137,114	48,361	108,743	
B06110	Ocean fishing, commercial (using vessels over 3 tons)	141	454,318	162,709	134,505	48,361	108,743	
B06120	Coastal fishing, municipal (using vessels of less than 3 tons)	}	15	2,683	74	2,609	-	-
B06130	Fish corral fishing							
B062	Inland fishing	s	s	s	s	s	s	
B06210	Catching fish, crabs and crustaceans in inland waters	s	s	s	s	s	s	
B063	Prawn culture	20	26,408	23,776	2,003	442	187	
B06300	Prawn culture	20	26,408	23,776	2,003	442	187	
B064	Operation of fish farms and nurseries	94	80,838	69,342	11,242	166	87	
B06410	Fishpond operation (except fish breeding farms and nurseries)	33	79,520	68,663	10,721	136	-	
B06420	Fishpen and fishcage operation	}	61	1,317	679	521	30	87
B06430	Operation of fish breeding farms and nurseries							
B066	Pearl culture and pearl shell gathering	8	11,469	3,151	6,924	550	844	
B06610	Pearl culture	8	11,469	3,151	6,924	550	844	
B067	Seaweeds farming	5	-	-	-	-	-	
B06700	Seaweeds farming	5	-	-	-	-	-	
B068	Service activities incidental to fishing	s	s	s	s	s	s	
B06800	Service activities incidental to fishing	s	s	s	s	s	s	

TABLE 6.3 Number of Establishments and Capital Expenditure for Intangible Assets for Fishing Establishments for All Employment Sizes by Industry Sub-Class: Philippines, 2009

(Value in thousand pesos. Details may not add-up to total due to rounding and/or statistical disclosure control)

1994 PSIC Code	Industry Description	Number of Establishments	Capital Expenditures for Intangible Assets				
			Total	Intangible Non-Produced Assets	Computer Software and Data Bases	Entertainment, literary and artistic originals	Other Intangible Assets
			(1)	(2)	(3)	(4)	(5)
B	Fishing	287	1,953	20	1,932	-	-
B061	Ocean and coastal fishing	156	1,953	20	1,932	-	-
B06110	Ocean fishing, commercial (using vessels over 3 tons)	141	1,953	20	1,932	-	-
B06120	Coastal fishing, municipal (using vessels of less than 3 tons)	} 15	-	-	-	-	-
B06130	Fish corral fishing		-	-	-	-	-
B062	Inland fishing	s	s	s	s	-	-
B06210	Catching fish, crabs and crustaceans in inland waters	s	s	s	s	-	-
B063	Prawn culture	20	-	-	-	-	-
B06300	Prawn culture	20	-	-	-	-	-
B064	Operation of fish farms and nurseries	94	-	-	-	-	-
B06410	Fishpond operation (except fish breeding farms and nurseries)	} 33	-	-	-	-	-
B06420	Fishpen and fishcage operation		-	-	-	-	-
B06430	Operation of fish breeding farms and nurseries		} 61	-	-	-	-
B066	Pearl culture and pearl shell gathering	8	-	-	-	-	-
B06610	Pearl culture	8	-	-	-	-	-
B067	Seaweeds farming	5	-	-	-	-	-
B06700	Seaweeds farming	5	-	-	-	-	-
B068	Service activities incidental to fishing	s	s	s	s	-	-
B06800	Service activities incidental to fishing	s	s	s	s	-	-

TABLE 7 Number of Establishments and Gross Additions to Tangible Fixed Assets for Fishing Establishments for All Employment Sizes
by Industry Sub-Class: Philippines, 2009

(Value in thousand pesos. Details may not add up to total due to rounding and/or statistical disclosure control)

1994 PSIC Code	Industry Description	Number of Establishments	Gross Additions to Tangible Fixed Assets	Capital Expenditures for Tangible Fixed Assets	Sale of Tangible Fixed Assets
		(1)	(2)	(3)	(4)
B	Fishing	287	577,837	590,973	13,136
B061	Ocean and coastal fishing	156	445,074	457,001	11,927
B06110	Ocean fishing, commercial (using vessels over 3 tons)	141	442,391	454,318	11,927
B06120	Coastal fishing, municipal (using vessels of less than 3 tons)	15	2,683	2,683	-
B06130	Fish corral fishing				
B062	Inland fishing	s	s	s	s
B06210	Catching fish, crabs and crustaceans in inland waters	s	s	s	s
B063	Prawn culture	20	26,408	26,408	-
B06300	Prawn culture	20	26,408	26,408	-
B064	Operation of fish farms and nurseries	94	79,629	80,838	1,208
B06410	Fishpond operation (except fish breeding farms and nurseries)	33	78,507	79,520	1,013
B06420	Fishpen and fishcage operation	61	1,122	1,317	195
B06430	Operation of fish breeding farms and nurseries				
B066	Pearl culture and pearl shell gathering	8	11,469	11,469	-
B06610	Pearl culture	8	11,469	11,469	-
B067	Seaweeds farming	5	-	-	-
B06700	Seaweeds farming	5	-	-	-
B068	Service activities incidental to fishing	s	s	s	s
B06800	Service activities incidental to fishing	s	s	s	s

TABLE 7.1 Number of Establishments and Sale of Tangible Fixed Assets by Type for Fishing Establishments for All Employment Sizes by Industry Sub-Class:
Philippines, 2009

(Value in thousand pesos. Details may not add-up to total due to rounding and/or statistical disclosure control)

1994 PSIC Code	Industry Description	Number of Establishments	Sale of Tangible Fixed Assets				
			Total	Land	Aquafarm	Buildings, Other Structures and Land Improvements	Cultivated Assets
			(1)	(2)	(3)	(4)	(5)
B	Fishing	287	13,136	-	160	35	-
B061	Ocean and coastal fishing	156	11,927	-	-	-	-
B06110	Ocean fishing, commercial (using vessels over 3 tons)	141	11,927	-	-	-	-
B06120	Coastal fishing, municipal (using vessels of less than 3 tons)	15	-	-	-	-	-
B06130	Fish corral fishing						
B062	Inland fishing	s	s	-	s	s	-
B06210	Catching fish, crabs and crustaceans in inland waters	s	s	-	s	s	-
B063	Prawn culture	20	-	-	-	-	-
B06300	Prawn culture	20	-	-	-	-	-
B064	Operation of fish farms and nurseries	94	1,208	-	160	35	-
B06410	Fishpond operation (except fish breeding farms and nurseries)	33	1,013	-	-	-	-
B06420	Fishpen and fishcage operation	61	195	-	160	35	-
B06430	Operation of fish breeding farms and nurseries						
B066	Pearl culture and pearl shell gathering	8	-	-	-	-	-
B06610	Pearl culture	8	-	-	-	-	-
B067	Seaweeds farming	5	-	-	-	-	-
B06700	Seaweeds farming	5	-	-	-	-	-
B068	Service activities incidental to fishing	s	s	-	s	s	-
B06800	Service activities incidental to fishing	s	s	-	s	s	-

TABLE 7.1 Number of Establishments and Sale of Tangible Fixed Assets by Type for Fishing Establishments for All Employment Sizes by Industry Sub-Class:
Philippines, 2009 (Concluded)

(Value in thousand pesos. Details may not add-up to total due to rounding and/or statistical disclosure control)

1994 PSIC Code	Industry Description	Sale of Tangible Fixed Assets					
		Fishing boat/craft/ vessel	Transport Equipment	ICT Machinery and Equipment	Other Machinery and Equipment	Valuables	Other Tangible Fixed Assets
		(7)	(8)	(9)	(10)	(11)	(12)
B	Fishing	6,858	1,013	400	4,670	-	-
B061	Ocean and coastal fishing	6,858	-	400	4,670	-	-
B06110	Ocean fishing, commercial (using vessels over 3 tons)	6,858	-	400	4,670	-	-
B06120	Coastal fishing, municipal (using vessels of less than 3 tons)	}	-	-	-	-	-
B06130	Fish corral fishing	}	-	-	-	-	-
B062	Inland fishing	s	s	s	s	-	-
B06210	Catching fish, crabs and crustaceans in inland waters	s	s	s	s	-	-
B063	Prawn culture	-	-	-	-	-	-
B06300	Prawn culture	-	-	-	-	-	-
B064	Operation of fish farms and nurseries	-	1,013	-	-	-	-
B06410	Fishpond operation (except fish breeding farms and nurseries)	-	1,013	-	-	-	-
B06420	Fishpen and fishcage operation	}	-	-	-	-	-
B06430	Operation of fish breeding farms and nurseries	}	-	-	-	-	-
B066	Pearl culture and pearl shell gathering	-	-	-	-	-	-
B06610	Pearl culture	-	-	-	-	-	-
B067	Seaweeds farming	-	-	-	-	-	-
B06700	Seaweeds farming	-	-	-	-	-	-
B068	Service activities incidental to fishing	s	s	s	s	-	-
B06800	Service activities incidental to fishing	s	s	s	s	-	-

TABLE 7.2 Number of Establishments and Losses and Damages to Tangible Fixed Assets by Type for Fishing Establishments for All Employment Sizes by Industry Sub-Class: Philippines, 2009

(Value in thousand pesos. Details may not add-up to total due to rounding and/or statistical disclosure control)

1994 PSIC Code	Industry Description	Number of Establishments	Losses and Damages to Tangible Fixed Assets				
			Total	Land	Aquafarm	Buildings, Other Structures and Land Improvements	Cultivated Assets
			(1)	(2)	(3)	(4)	(5)
B	Fishing	287	2,211	-	140	35	-
B061	Ocean and coastal fishing	156	2,036	-	-	-	-
B06110	Ocean fishing, commercial (using vessels over 3 tons)	141	2,036	-	-	-	-
B06120	Coastal fishing, municipal (using vessels of less than 3 tons)	15	-	-	-	-	-
B06130	Fish corral fishing						
B062	Inland fishing	s	s	-	s	s	-
B06210	Catching fish, crabs and crustaceans in inland waters	s	s	-	s	s	-
B063	Prawn culture	20	-	-	-	-	-
B06300	Prawn culture	20	-	-	-	-	-
B064	Operation of fish farms and nurseries	94	175	-	140	35	-
B06410	Fishpond operation (except fish breeding farms and nurseries)	33	-	-	-	-	-
B06420	Fishpen and fishcage operation	61	175	-	140	35	-
B06430	Operation of fish breeding farms and nurseries						
B066	Pearl culture and pearl shell gathering	8	-	-	-	-	-
B06610	Pearl culture	8	-	-	-	-	-
B067	Seaweeds farming	5	-	-	-	-	-
B06700	Seaweeds farming	5	-	-	-	-	-
B068	Service activities incidental to fishing	s	s	-	s	s	-
B06800	Service activities incidental to fishing	s	s	-	s	s	-

TABLE 7.2 Number of Establishments and Sale of Tangible Fixed Assets by Type for Fishing Establishments for All Employment Sizes
by Industry Sub-Class: Philippines, 2009 (Concluded)

(Value in thousand pesos. Details may not add-up to total due to rounding and/or statistical disclosure control)

1994 PSIC Code	Industry Description	Losses and Damages to Tangible Fixed Assets					
		Fishing boat/craft/ vessel	Transport Equipment	ICT Machinery and Equipment	Other Machinery and Equipment	Valuables	Other Tangible Fixed Assets
		(7)	(8)	(9)	(10)	(11)	(12)
B	Fishing	766	-	-	1,270	-	-
B061	Ocean and coastal fishing	766	-	-	1,270	-	-
B06110	Ocean fishing, commercial (using vessels over 3 tons)	766	-	-	1,270	-	-
B06120	Coastal fishing, municipal (using vessels of less than 3 tons)	}	-	-	-	-	-
B06130	Fish corral fishing	}	-	-	-	-	-
B062	Inland fishing	s	-	-	s	-	-
B06210	Catching fish, crabs and crustaceans in inland waters	s	-	-	s	-	-
B063	Prawn culture	-	-	-	-	-	-
B06300	Prawn culture	-	-	-	-	-	-
B064	Operation of fish farms and nurseries	-	-	-	-	-	-
B06410	Fishpond operation (except fish breeding farms and nurseries)	-	-	-	-	-	-
B06420	Fishpen and fishcage operation	}	-	-	-	-	-
B06430	Operation of fish breeding farms and nurseries	}	-	-	-	-	-
B066	Pearl culture and pearl shell gathering	-	-	-	-	-	-
B06610	Pearl culture	-	-	-	-	-	-
B067	Seaweeds farming	-	-	-	-	-	-
B06700	Seaweeds farming	-	-	-	-	-	-
B068	Service activities incidental to fishing	s	-	-	s	-	-
B06800	Service activities incidental to fishing	s	-	-	s	-	-

TABLE 8 Number of Establishments and Book Value of Tangible Fixed Assets by Type for Fishing Establishments for All Employment Sizes by Industry Sub-Class: Philippines, 2009

(Value in thousand pesos. Details may not add-up to total due to rounding and/or statistical disclosure control)

1994 PSIC Code	Industry Description	Number of Establishments	Book Value of Tangible Fixed Assets as of December 31				
			Total	Land	Aquafarm	Buildings, Other Structures and Land Improvement	Cultivated Assets
			(1)	(2)	(3)	(4)	(5)
B	Fishing	287	6,506,002	1,296,047	325,957	1,057,975	7,265
B061	Ocean and coastal fishing	156	5,200,027	1,090,658	17,175	707,764	19
B06110	Ocean fishing, commercial (using vessels over 3 tons)	141	5,178,613	1,087,958	17,175	704,711	19
B06120	Coastal fishing, municipal (using vessels of less than 3 tons)	} 15	21,413	2,700	-	3,052	-
B06130	Fish corral fishing						
B062	Inland fishing	s	s	s	s	s	s
B06210	Catching fish, crabs and crustaceans in inland waters	s	s	s	s	s	s
B063	Prawn culture	20	280,816	16,572	47,947	81,417	649
B06300	Prawn culture	20	280,816	16,572	47,947	81,417	649
B064	Operation of fish farms and nurseries	94	682,806	114,606	260,835	108,730	6,598
B06410	Fishpond operation (except fish breeding farms and nurseries)	33	563,663	98,668	234,643	101,797	1,704
B06420	Fishpen and fishcage operation	} 61	119,143	15,938	26,192	6,932	4,894
B06430	Operation of fish breeding farms and nurseries						
B066	Pearl culture and pearl shell gathering	8	104,153	45,693	-	23,359	-
B06610	Pearl culture	8	104,153	45,693	-	23,359	-
B067	Seaweeds farming	5	238	-	-	-	-
B06700	Seaweeds farming	5	238	-	-	-	-
B068	Service activities incidental to fishing	s	s	s	s	s	s
B06800	Service activities incidental to fishing	s	s	s	s	s	s

TABLE 8 Number of Establishments and Book Value of Tangible Fixed Assets by Type for Fishing Establishments for All Employment Sizes by Industry Sub-Class: Philippines, 2009 (Concluded)

(Value in thousand pesos. Details may not add-up to total due to rounding and/or statistical disclosure control)

1994 PSIC Code	Industry Description	Book Value of Fixed Assets as of December 31					
		Fishing boat/craft/ vessel	Transport Equipment	ICT Machinery and Equipment	Other Machinery and Equipment	Valuables	Other Tangible Fixed Assets
		(7)	(8)	(9)	(10)	(11)	(12)
B	Fishing	2,601,844	156,351	96,612	737,434	8,254	218,262
B061	Ocean and coastal fishing	2,588,073	107,591	58,684	489,241	50	140,772
B06110	Ocean fishing, commercial (using vessels over 3 tons)	2,574,793	106,697	58,668	487,802	50	140,740
B06120	Coastal fishing, municipal (using vessels of less than 3 tons)	13,280	894	16	1,439	-	32
B06130	Fish corral fishing						
B062	Inland fishing	s	s	s	s	s	s
B06210	Catching fish, crabs and crustaceans in inland waters	s	s	s	s	s	s
B063	Prawn culture	-	9,663	8,499	107,498	8,204	367
B06300	Prawn culture	-	9,663	8,499	107,498	8,204	367
B064	Operation of fish farms and nurseries	878	29,440	12,683	69,365	-	70,738
B06410	Fishpond operation (except fish breeding farms and nurseries)	8,934	24,309	11,669	25,875	-	64,121
B06420	Fishpen and fishcage operation	-	5,132	1,014	43,490	-	6,617
B06430	Operation of fish breeding farms and nurseries						
B066	Pearl culture and pearl shell gathering	3,407	2,147	7,131	22,230	-	186
B06610	Pearl culture	3,407	2,147	7,131	22,230	-	186
B067	Seaweeds farming	148	-	2	59	-	29
B06700	Seaweeds farming	148	-	2	59	-	29
B068	Service activities incidental to fishing	s	s	s	s	s	s
B06800	Service activities incidental to fishing	s	s	s	s	s	s

TABLE 8.1 Number of Establishments and Book Value of Intangible Assets for Fishing Establishments for All Employment Sizes by Industry Sub-Class: Philippines, 2009

(Value in thousand pesos. Details may not add-up to total due to rounding and/or statistical disclosure control)

1994 PSIC Code	Industry Description	Number of Establishments	Capital Expenditures for Intangible Assets				
			Total	Intangible Non-produced Assets	Computer Software and Databases	Entertainment, literary and artistic originals	Other Intangible Assets
			(1)	(2)	(3)	(4)	(5)
B	Fishing	287	3,750	20	3,729	-	-
B061	Ocean and coastal fishing	156	3,720	20	3,699	-	-
B06110	Ocean fishing, commercial (using vessels over 3 tons)	141	3,720	20	3,699	-	-
B06120	Coastal fishing, municipal (using vessels of less than 3 tons)	15	-	-	-	-	-
B06130	Fish corral fishing						
B062	Inland fishing	s	s	s	s	-	-
B06210	Catching fish, crabs and crustaceans in inland waters	s	s	s	s	-	-
B063	Prawn culture	20	-	-	-	-	-
B06300	Prawn culture	20	-	-	-	-	-
B064	Operation of fish farms and nurseries	94	30	-	30	-	-
B06410	Fishpond operation (except fish breeding farms and nurseries)	33	30	-	30	-	-
B06420	Fishpen and fishcage operation	61	-	-	-	-	-
B06430	Operation of fish breeding farms and nurseries						
B066	Pearl culture and pearl shell gathering	8	-	-	-	-	-
B06610	Pearl culture	8	-	-	-	-	-
B067	Seaweeds farming	5	-	-	-	-	-
B06700	Seaweeds farming	5	-	-	-	-	-
B068	Service activities incidental to fishing	s	s	s	s	-	-
B06800	Service activities incidental to fishing	s	s	s	s	-	-

TABLE 9 Number of Establishments and Value of Inventories by Type for Fishing Establishments for All Employment Sizes
by Industry Sub-Class: Philippines, 2009

(Value in thousand pesos. Details may not add-up to total due to rounding and/or statistical disclosure control)

1994 PSIC Code	Industry Description	Number of Establishments	Value of Inventories as of January 1		
			Total	Finished Products	Work-in-Progress
			(1)	(2)	(3)
B	Fishing	287	819,135	166,676	194,472
B061	Ocean and coastal fishing	156	335,980	32,271	11
B06110	Ocean fishing, commercial (using vessels over 3 tons)	141	335,953	32,271	11
B06120	Coastal fishing, municipal (using vessels of less than 3 tons)	} 15	27	-	-
B06130	Fish corral fishing				
B062	Inland fishing	s	s	s	s
B06210	Catching fish, crabs and crustaceans in inland waters	s	s	s	s
B063	Prawn culture	20	96,674	24,971	59,030
B06300	Prawn culture	20	96,674	24,971	59,030
B064	Operation of fish farms and nurseries	94	260,991	67,904	135,430
B06410	Fishpond operation (except fish breeding farms and nurseries)	33	243,378	60,331	127,882
B06420	Fishpen and fishcage operation	} 61	17,613	7,573	7,548
B06430	Operation of fish breeding farms and nurseries				
B066	Pearl culture and pearl shell gathering	8	113,418	41,530	-
B06610	Pearl culture	8	113,418	41,530	-
B067	Seaweeds farming	5	2	-	-
B06700	Seaweeds farming	5	2	-	-
B068	Service activities incidental to fishing	s	s	s	s
B06800	Service activities incidental to fishing	s	s	s	s

TABLE 9 Number of Establishments and Value of Inventories by Type for Fishing Establishments for All Employment Sizes
by Industry Sub-Class: Philippines, 2009 (Continued)

(Value in thousand pesos. Details may not add-up to total due to rounding and/or statistical disclosure control)

1994 PSIC Code	Industry Description	Value of Inventories as of January 1			
		Goods for Resale	Materials, Supplies and Fuels	Fuels, Lubricants, Oils and Greases	Other Inventories
		(5)	(6)	(7)	(8)
B	Fishing	28,678	227,535	199,198	2,576
B061	Ocean and coastal fishing	27,635	81,218	194,781	64
B06110	Ocean fishing, commercial (using vessels over 3 tons)	27,635	81,197	194,775	64
B06120	Coastal fishing, municipal (using vessels of less than 3 tons)	}	}	}	}
B06130	Fish corral fishing				
B062	Inland fishing	s	s	s	s
B06210	Catching fish, crabs and crustaceans in inland waters	s	s	s	s
B063	Prawn culture	-	12,673	-	-
B06300	Prawn culture	-	12,673	-	-
B064	Operation of fish farms and nurseries	1,043	50,360	3,742	2,511
B06410	Fishpond operation (except fish breeding farms and nurseries)	4	49,235	3,415	2,511
B06420	Fishpen and fishcage operation	}	}	}	}
B06430	Operation of fish breeding farms and nurseries				
B066	Pearl culture and pearl shell gathering	-	71,888	-	-
B06610	Pearl culture	-	71,888	-	-
B067	Seaweeds farming	-	2	1	-
B06700	Seaweeds farming	-	2	1	-
B068	Service activities incidental to fishing	s	s	s	s
B06800	Service activities incidental to fishing	s	s	s	s

TABLE 9 Number of Establishments and Value of Inventories by Type for Fishing Establishments for All Employment Sizes
by Industry Sub-Class: Philippines, 2009 (Concluded)

(Value in thousand pesos. Details may not add-up to total due to rounding and/or statistical disclosure control)

1994 PSIC Code	Industry Description	Value of Inventories as of December 31						
		Total	Finished Products	Work-in- Progress	Goods for Resale	Materials, Supplies and Fuels	Fuels, Lubricants, Oils and Greases	Other Inventories
		(9)	(10)	(11)	(12)	(13)	(14)	(15)
B	Fishing	878,193	176,222	171,386	31,197	324,922	172,455	2,012
B061	Ocean and coastal fishing	336,816	658	2	31,195	137,223	167,694	43
B06110	Ocean fishing, commercial (using vessels over 3 tons)	336,794	658	2	31,195	137,206	167,690	43
B06120	Coastal fishing, municipal (using vessels of less than 3 tons)	21	-	-	-	17	4	-
B06130	Fish corral fishing							
B062	Inland fishing	s	s	s	s	s	s	s
B06210	Catching fish, crabs and crustaceans in inland waters	s	s	s	s	s	s	s
B063	Prawn culture	122,932	51,875	52,039	-	18,436	581	-
B06300	Prawn culture	122,932	51,875	52,039	-	18,436	581	-
B064	Operation of fish farms and nurseries	293,579	111,923	119,345	2	56,853	3,488	1,969
B06410	Fishpond operation (except fish breeding farms and nurseries)	269,469	101,053	108,967	2	54,634	2,845	1,969
B06420	Fishpen and fishcage operation	24,110	10,870	10,378	-	2,220	643	-
B06430	Operation of fish breeding farms and nurseries							
B066	Pearl culture and pearl shell gathering	112,257	11,766	-	-	100,491	-	-
B06610	Pearl culture	112,257	11,766	-	-	100,491	-	-
B067	Seaweeds farming	-	-	-	-	-	-	-
B06700	Seaweeds farming	-	-	-	-	-	-	-
B068	Service activities incidental to fishing	s	s	s	s	s	s	s
B06800	Service activities incidental to fishing	s	s	s	s	s	s	s

TABLE 10 Number of Reporting Establishments and Nationality with Highest Capital participation Rate as of December 31 for Fishing Establishments for All Employment Sizes by Industry Sub-Class: Philippines, 2009

(An establishment with equal capital participation rates may be reported several times)

1994 PSIC Code	Industry Description	Number of Reporting Establishments	Nationality with Highest Capital Participation Rates				
			Filipino	American	British	Chinese	German
			(1)	(2)	(3)	(4)	(5)
B	Fishing	287	284	-	-	1	-
B061	Ocean and coastal fishing	156	153	-	-	-	-
B06110	Ocean fishing, commercial (using vessels over 3 tons)	141	138	-	-	-	-
B06120	Coastal fishing, municipal (using vessels of less than 3 tons)	15	15	-	-	-	-
B06130	Fish corral fishing						
B062	Inland fishing	s	s	-	-	s	-
B06210	Catching fish, crabs and crustaceans in inland waters	s	s	-	-	s	-
B063	Prawn culture	20	20	-	-	-	-
B06300	Prawn culture	20	20	-	-	-	-
B064	Operation of fish farms and nurseries	94	94	-	-	1	-
B06410	Fishpond operation (except fish breeding farms and nurseries)	33	33	-	-	-	-
B06420	Fishpen and fishcage operation	61	61	-	-	1	-
B06430	Operation of fish breeding farms and nurseries						
B066	Pearl culture and pearl shell gathering	8	8	-	-	-	-
B06610	Pearl culture	8	8	-	-	-	-
B067	Seaweeds farming	5	5	-	-	-	-
B06700	Seaweeds farming	5	5	-	-	-	-
B068	Service activities incidental to fishing	s	s	-	-	s	-
B06800	Service activities incidental to fishing	s	s	-	-	s	-

TABLE 10 Number of Reporting Establishments and Nationality with Highest Capital Participation Rate as of December 31 for Fishing Establishments for All Employment Sizes by Industry Sub-Class: Philippines, 2009 *(Concluded)*

(An establishment with equal capital participation rates may be reported several times)

1994 PSIC Code	Industry Description	Nationality with Highest Capital Participation Rate				
		Japanese	Korean	Singaporean	Taiwanese	Others
		(7)	(8)	(9)	(10)	(11)
B	Fishing	-	-	-	-	-
B061	Ocean and coastal fishing	-	-	-	-	-
B06110	Ocean fishing, commercial (using vessels over 3 tons)	-	-	-	-	-
B06120	Coastal fishing, municipal (using vessels of less than 3 tons)	-	-	-	-	-
B06130	Fish corral fishing	-	-	-	-	-
B062	Inland fishing	-	-	-	-	-
B06210	Catching fish, crabs and crustaceans in inland waters	-	-	-	-	-
B063	Prawn culture	-	-	-	-	-
B06300	Prawn culture	-	-	-	-	-
B064	Operation of fish farms and nurseries	-	-	-	-	-
B06410	Fishpond operation (except fish breeding farms and nurseries)	-	-	-	-	-
B06420	Fishpen and fishcage operation	-	-	-	-	-
B06430	Operation of fish breeding farms and nurseries	-	-	-	-	-
B066	Pearl culture and pearl shell gathering	-	-	-	-	-
B06610	Pearl culture	-	-	-	-	-
B067	Seaweeds farming	-	-	-	-	-
B06700	Seaweeds farming	-	-	-	-	-
B068	Service activities incidental to fishing	-	-	-	-	-
B06800	Service activities incidental to fishing	-	-	-	-	-

**Establishments
with
Total Employment
of
20 and Over**

National and Regional
Tables

TABLE 1a Summary Statistics for Fishing Establishments with Total Employment of 20 and Over by Region and Industry Sub-class: Philippines, 2009

(Value in thousand pesos. Details may not add-up to total due to rounding and/or statistical disclosure control)

1994 PSIC Code	Region/ Industry Description	Number of Establishments	Employment as of November 15		Total Compensation	Total Revenue	Total Cost
			Total	Paid Employees			
		(1)	(2)	(3)	(4)	(5)	(6)
	Philippines	137	19,254	19,024	2,396,517	13,913,316	11,302,228
B06110	Ocean fishing, commercial (using vessels over 3 tons)	86	15,128	15,028	1,799,591	10,549,464	8,669,472
B06120	Coastal fishing, municipal (using vessels of less than 3 tons)	7	228	127	5,552	33,818	26,702
B06130	Fish corral fishing						
B06210	Catching fish, crabs and crustaceans in inland waters	S	S	S	S	S	S
B06300	Prawn culture	13	667	663	75,598	527,143	377,912
B06410	Fishpond operation (except fish breeding farms and nurseries)	16	1,146	1,128	111,779	1,271,701	1,144,132
B06420	Fishpen and fishcage operation	3	117	115	12,511	527,299	518,786
B06430	Operation of fish breeding farms and nurseries	S	S	S	S	S	S
B06610	Pearl culture	8	1,188	1,185	171,623	488,914	286,683
B06800	Service activities incidental to fishing	S	S	S	S	S	S
	National Capital Region	16	6,977	6,970	1,288,697	6,415,558	5,064,338
B06110	Ocean fishing, commercial (using vessels over 3 tons)	S	S	S	S	S	S
B06800	Service activities incidental to fishing	S	S	S	S	S	S
	I - Ilocos Region	S	S	S	S	S	S
B06120	Coastal fishing, municipal (using vessels of less than 3 tons)	S	S	S	S	S	S
B06420	Fishpen and fishcage operation	S	S	S	S	S	S
	III - Central Luzon	6	231	220	15,288	55,622	47,448
B06410	Fishpond operation (except fish breeding farms and nurseries)	4	156	145	8,718	32,742	20,989
B06420	Fishpen and fishcage operation	S	S	S	S	S	S
B06430	Operation of fish breeding farms and nurseries	S	S	S	S	S	S
	IVA - CALABARZON	4	163	159	11,415	501,838	494,641
B06110	Ocean fishing, commercial (using vessels over 3 tons)	S	S	S	S	S	S
B06300	Prawn culture	S	S	S	S	S	S
B06420	Fishpen and fishcage operation	S	S	S	S	S	S
	IVB - MIMAROPA	12	1,275	1,261	170,960	494,170	278,678
B06110	Ocean fishing, commercial (using vessels over 3 tons)	S	S	S	S	S	S
B06410	Fishpond operation (except fish breeding farms and nurseries)	S	S	S	S	S	S
B06610	Pearl culture	6	1,108	1,105	166,888	473,107	268,012
	VI - Western Visayas	22	1,332	1,262	92,428	313,528	201,856
B06110	Ocean fishing, commercial (using vessels over 3 tons)	13	992	954	75,037	243,682	159,023

TABLE 1a Summary Statistics for Fishing Establishments with Total Employment of 20 and Over by Region and Industry Sub-class: Philippines, 2009 (Continued)

(Value in thousand pesos. Details may not add-up to total due to rounding and/or statistical disclosure control)

1994 PSIC Code	Region/ Industry Description	Number of Establishments	Employment as of November 15		Total Compensation	Total Revenue	Total Cost
			Total	Paid Employees			
		(1)	(2)	(3)	(4)	(5)	(6)
B06120	Coastal fishing, municipal (using vessels of less than 3 tons)	s	s	s	s	s	s
B06130	Fish corral fishing	s	s	s	s	s	s
B06300	Prawn culture	3	134	132	12,102	51,654	31,890
B06410	Fishpond operation (except fish breeding farms and nurseries)	4	152	148	5,039	15,724	9,254
	VII - Central Visayas	22	811	762	41,366	294,984	248,043
B06110	Ocean fishing, commercial (using vessels over 3 tons)	12	356	338	12,163	41,959	37,668
B06120	Coastal fishing, municipal (using vessels of less than 3 tons)	s	s	s	s	s	s
B06210	Catching fish, crabs and crustaceans in inland waters	s	s	s	s	s	s
B06300	Prawn culture	5	210	208	19,493	156,352	119,867
B06410	Fishpond operation (except fish breeding farms and nurseries)	s	s	s	s	s	71,527
B06610	Pearl culture	s	s	s	s	s	16,409
	VIII - Eastern Visayas	4	195	195	3,241	38,980	34,459
B06110	Ocean fishing, commercial (using vessels over 3 tons)	4	195	195	3,241	38,980	34,459
	IX - Zamboanga Peninsula	12	2,014	2,006	85,050	558,341	386,466
B06110	Ocean fishing, commercial (using vessels over 3 tons)	9	1,873	1,866	79,110	531,408	368,126
B06120	Coastal fishing, municipal (using vessels of less than 3 tons)	s	s	s	s	s	s
B06300	Prawn culture	s	s	s	s	s	s
B06410	Fishpond operation (except fish breeding farms and nurseries)	s	s	s	s	s	s
	XI - Davao Region	4	256	250	26,058	174,751	106,327
B06110	Ocean fishing, commercial (using vessels over 3 tons)	s	s	s	s	s	s
B06410	Fishpond operation (except fish breeding farms and nurseries)	s	s	s	s	s	s
	XII - SOCCSKSARGEN	31	5,877	5,865	656,243	5,024,981	4,408,728
B06110	Ocean fishing, commercial (using vessels over 3 tons)	25	5,048	5,036	547,504	3,741,195	3,244,936
B06120	Coastal fishing, municipal (using vessels of less than 3 tons)	s	s	s	s	s	s
B06300	Prawn culture	3	256	256	39,888	306,625	219,521
B06410	Fishpond operation (except fish breeding farms and nurseries)	s	s	s	s	s	s
	XIII - Caraga	s	s	s	s	s	s
B06610	Pearl culture	s	s	s	s	s	s

TABLE 1a Summary Statistics for Fishing Establishments with Total Employment of 20 and Over by Region and Industry Sub-class: Philippines, 2009 (Continued)

(Value in thousand pesos. Details may not add up to total due to rounding and/or statistical disclosure control)

1994 PSIC Code	Region/ Industry Description	Value of Output	Intermediate Cost	Value Added	Gross Addition to Fixed Assets	Change in Inventories	Subsidies
		(7)	(8)	(9)	(10)	(11)	(12)
	Philippines	12,829,055	8,273,496	4,080,088	571,994	50,674	818
B06110	Ocean fishing, commercial (using vessels over 3 tons)	10,223,659	6,653,871	3,101,607	440,029	7,987	-
B06120	Coastal fishing, municipal (using vessels of less than 3 tons)	33,805	18,839	10,295	2,517	(1)	-
B06130	Fish corral fishing						
B06210	Catching fish, crabs and crustaceans in inland waters	s	s	s	s	s	s
B06300	Prawn culture	534,271	318,699	199,018	24,351	15,267	496
B06410	Fishpond operation (except fish breeding farms and nurseries)	1,291,281	957,030	250,489	78,371	26,349	-
B06420	Fishpen and fishcage operation	57,499	36,364	14,123	-	1,665	-
B06430	Operation of fish breeding farms and nurseries	s	s	s	s	s	s
B06610	Pearl culture	453,038	142,620	233,943	11,469	(1,161)	321
B06800	Service activities incidental to fishing	s	s	s	s	s	s
	National Capital Region	6,088,437	4,028,243	2,037,935	191,623	(12,199)	-
B06110	Ocean fishing, commercial (using vessels over 3 tons)	s	s	s	s	s	-
B06800	Service activities incidental to fishing	s	s	s	s	s	-
	I - Ilocos Region	s	s	s	s	s	-
B06120	Coastal fishing, municipal (using vessels of less than 3 tons)	s	s	s	s	s	-
B06420	Fishpen and fishcage operation	s	s	s	s	s	-
	III - Central Luzon	55,396	27,837	24,419	177	10	-
B06410	Fishpond operation (except fish breeding farms and nurseries)	31,659	12,858	18,037	177	(1,040)	-
B06420	Fishpen and fishcage operation	s	s	s	-	s	-
B06430	Operation of fish breeding farms and nurseries	s	s	s	-	s	-
	IVA - CALABARZON	30,537	12,697	11,522	-	262	-
B06110	Ocean fishing, commercial (using vessels over 3 tons)	s	s	s	-	s	-
B06300	Prawn culture	s	s	s	-	s	-
B06420	Fishpen and fishcage operation	s	s	s	-	s	-
	IVB - MIMAROPA	464,948	153,653	228,622	11,994	(20,926)	321
B06110	Ocean fishing, commercial (using vessels over 3 tons)	s	s	s	s	s	s
B06410	Fishpond operation (except fish breeding farms and nurseries)	s	s	s	s	s	s
B06610	Pearl culture	443,884	145,408	216,996	11,354	(20,921)	321
	VI - Western Visayas	315,644	166,150	133,240	7,798	(443)	-
B06110	Ocean fishing, commercial (using vessels over 3 tons)	244,082	133,236	99,787	5,170	(732)	-

TABLE 1a Summary Statistics for Fishing Establishments with Total Employment of 20 and Over by Region and Industry Sub-class: Philippines, 2009 (Concluded)

(Value in thousand pesos. Details may not add up to total due to rounding and/or statistical disclosure control)

1994 PSIC Code	Region/ Industry Description	Value of Output	Intermediate Cost	Value Added	Gross Addition to Fixed Assets	Change in Inventories	Subsidies
		(7)	(8)	(9)	(10)	(11)	(12)
B06120	Coastal fishing, municipal (using vessels of less than 3 tons)	S	S	S	S	S	S
B06130	Fish corral fishing	S	S	S	S	S	S
B06300	Prawn culture	53,345	25,460	24,578	2,090	554	-
B06410	Fishpond operation (except fish breeding farms and nurseries)	15,760	7,343	7,929	538	(264)	-
	VII - Central Visayas	279,623	219,136	64,225	23,205	(5,663)	-
B06110	Ocean fishing, commercial (using vessels over 3 tons)	41,263	31,644	9,128	41	(1,288)	-
B06120	Coastal fishing, municipal (using vessels of less than 3 tons)	S	S	S	S	S	-
B06210	Catching fish, crabs and crustaceans in inland waters	S	S	S	S	S	-
B06300	Prawn culture	150,913	106,240	43,595	18,408	(5,374)	-
B06410	Fishpond operation (except fish breeding farms and nurseries)	S	S	S	S	S	-
B06610	Pearl culture	S	S	S	S	S	-
	VIII - Eastern Visayas	38,956	31,880	6,759	5,690	27	-
B06110	Ocean fishing, commercial (using vessels over 3 tons)	38,956	31,880	6,759	5,690	27	-
	IX - Zamboanga Peninsula	553,251	343,057	198,681	14,785	1,128	-
B06110	Ocean fishing, commercial (using vessels over 3 tons)	526,319	329,898	188,923	12,435	1,128	-
B06120	Coastal fishing, municipal (using vessels of less than 3 tons)	S	S	S	S	S	-
B06300	Prawn culture	S	S	S	S	S	-
B06410	Fishpond operation (except fish breeding farms and nurseries)	S	S	S	S	S	-
	XI - Davao Region	174,703	90,111	80,804	(565)	1,019	-
B06110	Ocean fishing, commercial (using vessels over 3 tons)	S	S	S	S	S	-
B06410	Fishpond operation (except fish breeding farms and nurseries)	S	S	S	S	S	-
	XII - SOCCSKSARGEN	4,786,496	3,192,547	1,263,226	317,275	67,199	496
B06110	Ocean fishing, commercial (using vessels over 3 tons)	3,468,587	2,219,591	1,007,164	239,688	21,753	-
B06120	Coastal fishing, municipal (using vessels of less than 3 tons)	S	S	S	S	S	S
B06300	Prawn culture	317,501	182,935	123,827	3,853	19,895	496
B06410	Fishpond operation (except fish breeding farms and nurseries)	S	S	S	S	S	S
	XIII - Caraga	S	S	S	S	S	-
B06610	Pearl culture	S	S	S	S	S	-

TABLE 2a Number of Establishments and Employment by Type and Sex for Fishing Establishments with Total Employment of 20 and over by Region and Industry Sub-class: Philippines, 2009

(Details may not add up to total due to rounding and/or statistical disclosure control)

1994 PSIC Code	Region/ Industry Description	Number of Establishments	Employment as of November 15					
			Total		Paid		Unpaid	
			Male	Female	Male	Female	Male	Female
		(1)	(2)	(3)	(4)	(5)	(6)	(7)
	Philippines	137	17,725	1,529	17,546	1,478	179	51
B06110	Ocean fishing, commercial (using vessels over 3 tons)	86	14,416	712	14,346	682	70	30
B06120	Coastal fishing, municipal (using vessels of less than 3 tons)	7	206	22	121	6	85	16
B06130	Fish corral fishing							
B06210	Catching fish, crabs and crustaceans in inland waters	s	s	-	s	s	s	s
B06300	Prawn culture	13	541	126	539	124	2	2
B06410	Fishpond operation (except fish breeding farms and nurseries)	16	952	194	936	192	16	2
B06420	Fishpen and fishcage operation	3	94	23	93	22	1	1
B06430	Operation of fish breeding farms and nurseries	s	s	s	s	s	s	s
B06610	Pearl culture	8	990	198	987	198	3	-
B06800	Service activities incidental to fishing	s	s	s	s	s	s	s
	National Capital Region	16	6,527	450	6,520	450	7	-
B06110	Ocean fishing, commercial (using vessels over 3 tons)	s	s	s	s	s	s	-
B06800	Service activities incidental to fishing	s	s	s	s	s	s	-
	I - Ilocos Region	s	s	s	s	s	s	-
B06120	Coastal fishing, municipal (using vessels of less than 3 tons)	s	s	s	s	s	s	-
B06420	Fishpen and fishcage operation	s	s	s	s	s	s	-
	III - Central Luzon	6	185	46	174	46	11	-
B06410	Fishpond operation (except fish breeding farms and nurseries)	4	121	35	110	35	11	-
B06420	Fishpen and fishcage operation	s	s	s	s	s	s	-
B06430	Operation of fish breeding farms and nurseries	s	s	s	s	s	s	-
	IVA - CALABARZON	4	145	18	143	16	2	2
B06110	Ocean fishing, commercial (using vessels over 3 tons)	s	s	s	s	s	s	s
B06300	Prawn culture	s	s	s	s	s	s	s
B06420	Fishpen and fishcage operation	s	s	s	s	s	s	s
	IVB - MIMAROPA	12	1,071	204	1,062	199	9	5
B06110	Ocean fishing, commercial (using vessels over 3 tons)	s	s	s	s	s	s	s
B06410	Fishpond operation (except fish breeding farms and nurseries)	s	s	s	s	s	s	s
B06610	Pearl culture	6	913	195	910	195	3	-

TABLE 2a Number of Establishments and Employment by Type and Sex for Fishing Establishments with Total Employment of 20 and over by Region and Industry Sub-class: Philippines, 2009 (Concluded)

(Details may not add up to total due to rounding and/or statistical disclosure control)

1994 PSIC Code	Region/ Industry Description	Number of Establishments	Employment as of November 15					
			Total		Paid		Unpaid	
			Male	Female	Male	Female	Male	Female
		(1)	(2)	(3)	(4)	(5)	(6)	(7)
	VI - Western Visayas	22	1,184	148	1,128	134	56	14
B06110	Ocean fishing, commercial (using vessels over 3 tons)	13	935	57	906	48	29	9
B06120	Coastal fishing, municipal (using vessels of less than 3 tons)	s	s	s	s	s	s	s
B06130	Fish corral fishing	s	s	s	s	s	s	s
B06300	Prawn culture	3	84	50	83	49	1	1
B06410	Fishpond operation (except fish breeding farms and nurseries)	4	117	35	114	34	3	1
	VII - Central Visayas	22	754	57	712	50	42	7
B06110	Ocean fishing, commercial (using vessels over 3 tons)	12	331	25	319	19	12	6
B06120	Coastal fishing, municipal (using vessels of less than 3 tons)	s	s	s	s	s	s	s
B06210	Catching fish, crabs and crustaceans in inland waters	s	s	s	s	s	s	s
B06300	Prawn culture	5	194	16	193	15	1	1
B06410	Fishpond operation (except fish breeding farms and nurseries)	s	s	s	s	s	s	s
B06610	Pearl culture	s	s	s	s	s	s	s
	VIII - Eastern Visayas	4	182	13	182	13	s	s
B06110	Ocean fishing, commercial (using vessels over 3 tons)	4	182	13	182	13	s	s
	IX - Zamboanga Peninsula	12	1,904	110	1,901	105	3	5
B06110	Ocean fishing, commercial (using vessels over 3 tons)	9	1,798	75	1,796	70	2	5
B06120	Coastal fishing, municipal (using vessels of less than 3 tons)	s	s	s	s	s	s	s
B06300	Prawn culture	s	s	s	s	s	s	s
B06410	Fishpond operation (except fish breeding farms and nurseries)	s	s	s	s	s	s	s
	XI - Davao Region	4	238	18	234	16	4	2
B06110	Ocean fishing, commercial (using vessels over 3 tons)	s	s	s	s	s	s	s
B06410	Fishpond operation (except fish breeding farms and nurseries)	s	s	s	s	s	s	s
	XII - SOCCSKSARGEN	31	5,434	443	5,424	441	10	2
B06110	Ocean fishing, commercial (using vessels over 3 tons)	25	4,733	315	4,723	313	10	2
B06120	Coastal fishing, municipal (using vessels of less than 3 tons)	s	s	s	s	s	s	s
B06300	Prawn culture	3	229	27	229	27	-	-
B06410	Fishpond operation (except fish breeding farms and nurseries)	s	s	s	s	s	s	s
	XIII - Caraga	s	s	s	s	s	s	s
B06610	Pearl culture	s	s	s	s	s	s	s

TABLE 3a Number of Establishments and Compensation of Employees for Fishing Establishments
with Total Employment of 20 and Over by Region and Industry Sub-class: Philippines, 2009

(Value in thousand pesos. Details may not add-up to total due to rounding and/or statistical disclosure control)

1994 PSIC Code	Region/ Industry Description	Number of Establishments	Compensation				
			Total	Gross Salaries and Wages	Employer's Contribution to SSS/GSIS, ECC, etc.	Separation, Retirement/ Terminal Pay, Gratuities,	
			(1)	(2)	(3)	(4)	(5)
	Philippines	137	2,396,517	2,183,138	156,784	56,594	
B06110	Ocean fishing, commercial (using vessels over 3 tons)	86	1,799,591	1,651,600	116,143	31,848	
B06120	Coastal fishing, municipal (using vessels of less than 3 tons)	}	7	5,552	5,229	323	-
B06130	Fish corral fishing	}					
B06210	Catching fish, crabs and crustaceans in inland waters	s	s	s	s	s	
B06300	Prawn culture	13	75,598	70,998	3,542	1,058	
B06410	Fishpond operation (except fish breeding farms and nurseries)	16	111,779	92,651	10,626	8,503	
B06420	Fishpen and fishcage operation	3	12,511	11,119	1,032	360	
B06430	Operation of fish breeding farms and nurseries	s	s	s	s	s	
B06610	Pearl culture	8	171,623	158,273	7,483	5,867	
B06800	Service activities incidental to fishing	s	s	s	s	s	
	National Capital Region	16	1,288,697	1,168,277	88,248	32,172	
B06110	Ocean fishing, commercial (using vessels over 3 tons)	s	s	s	s	s	
B06800	Service activities incidental to fishing	s	s	s	s	s	
	I - Ilocos Region	s	s	s	s	s	
B06120	Coastal fishing, municipal (using vessels of less than 3 tons)	s	s	s	s	s	
B06420	Fishpen and fishcage operation	s	s	s	s	s	
	III - Central Luzon	6	15,288	14,681	607	-	
B06410	Fishpond operation (except fish breeding farms and nurseries)	4	8,718	8,291	427	-	
B06420	Fishpen and fishcage operation	s	s	s	s	-	
B06430	Operation of fish breeding farms and nurseries	s	s	s	s	-	
	IVA - CALABARZON	4	11,415	10,590	824	-	
B06110	Ocean fishing, commercial (using vessels over 3 tons)	s	s	s	s	-	
B06300	Prawn culture	s	s	s	s	-	
B06420	Fishpen and fishcage operation	s	s	s	s	-	
	IVB - MIMAROPA	12	170,960	157,967	7,242	5,751	
B06110	Ocean fishing, commercial (using vessels over 3 tons)	s	s	s	s	s	
B06410	Fishpond operation (except fish breeding farms and nurseries)	s	s	s	s	s	
B06610	Pearl culture	6	166,888	153,994	7,143	5,751	

TABLE 3a Number of Establishments and Compensation, Separation, and Retirement of Employees for Fishing Establishments with Total Employment of 20 and Over by Region and Industry Sub-class: Philippines, 2009 (Concluded)

(Value in thousand pesos. Details may not add-up to total due to rounding and/or statistical disclosure control)

1994 PSIC Code	Region/ Industry Description	Number of Establishments	Compensation			
			Total	Gross Salaries and Wages	Employer's Contribution to SSS/GSIS, ECC, etc	Separation, Retirement/ Terminal Pay, Gratuities,
			(1)	(2)	(3)	(4)
VI - Western Visayas		22	92,428	83,000	8,111	1,316
B06110	Ocean fishing, commercial (using vessels over 3 tons)	13	75,037	66,873	7,130	1,034
B06120	Coastal fishing, municipal (using vessels of less than 3 tons)	s	s	s	s	s
B06130	Fish corral fishing	s	s	s	s	s
B06300	Prawn culture	3	12,102	11,117	857	129
B06410	Fishpond operation (except fish breeding farms and nurseries)	4	5,039	4,761	124	153
VII - Central Visayas		22	41,366	39,558	1,584	225
B06110	Ocean fishing, commercial (using vessels over 3 tons)	12	12,163	12,115	48	-
B06120	Coastal fishing, municipal (using vessels of less than 3 tons)	s	s	s	s	s
B06210	Catching fish, crabs and crustaceans in inland waters	s	s	s	s	s
B06300	Prawn culture	5	19,493	18,326	942	225
B06410	Fishpond operation (except fish breeding farms and nurseries)	s	s	s	s	s
B06610	Pearl culture	s	s	s	s	s
VIII - Eastern Visayas		4	3,241	3,142	99	-
B06110	Ocean fishing, commercial (using vessels over 3 tons)	4	3,241	3,142	99	-
IX - Zamboanga Peninsula		12	85,050	69,976	14,092	981
B06110	Ocean fishing, commercial (using vessels over 3 tons)	9	79,110	64,436	13,692	981
B06120	Coastal fishing, municipal (using vessels of less than 3 tons)	s	s	s	s	s
B06300	Prawn culture	s	s	s	s	s
B06410	Fishpond operation (except fish breeding farms and nurseries)	s	s	s	s	s
XI - Davao Region		4	26,058	16,562	5,490	4,006
B06110	Ocean fishing, commercial (using vessels over 3 tons)	s	s	s	s	s
B06410	Fishpond operation (except fish breeding farms and nurseries)	s	s	s	s	s
XII - SOCCSKSARGEN		31	656,243	614,606	29,970	11,667
B06110	Ocean fishing, commercial (using vessels over 3 tons)	25	547,504	516,798	24,087	6,619
B06120	Coastal fishing, municipal (using vessels of less than 3 tons)	s	s	s	s	s
B06300	Prawn culture	3	39,888	37,570	1,613	704
B06410	Fishpond operation (except fish breeding farms and nurseries)	s	s	s	s	s
XIII - Caraga		s	s	s	s	s
B06610	Pearl culture	s	s	s	s	s

TABLE 4a Number of Establishments and Value of Output for Fishing Establishments with Total Employment of 20 and Over by Region and Industry Sub-class: Philippines, 2009

(Value in thousand pesos. Details may not add up to total due to rounding and/or statistical disclosure control)

1994 PSIC Code	Region/ Industry Description	Number of Establishments	Value of Output		
			Total	Products and By-Products Sold	Fishery Services Rendered
			(1)	(2)	(3)
	Philippines	137	12,829,055	12,639,180	751,016
B06110	Ocean fishing, commercial (using vessels over 3 tons)	86	10,223,659	9,746,388	572,976
B06120	Coastal fishing, municipal (using vessels of less than 3 tons)	7	33,805	33,805	-
B06130	Fish corral fishing				
B06210	Catching fish, crabs and crustaceans in inland waters	s	s	s	s
B06300	Prawn culture	13	534,271	525,112	-
B06410	Fishpond operation (except fish breeding farms and nurseries)	16	1,291,281	1,268,004	-
B06420	Fishpen and fishcage operation	3	57,499	526,451	-
B06430	Operation of fish breeding farms and nurseries	s	s	s	s
B06610	Pearl culture	8	453,038	481,958	-
B06800	Service activities incidental to fishing	s	s	s	s
	National Capital Region	16	6,088,437	5,772,130	314,651
B06110	Ocean fishing, commercial (using vessels over 3 tons)	s	s	s	s
B06800	Service activities incidental to fishing	s	s	s	s
	I - Ilocos Region	s	s	s	-
B06120	Coastal fishing, municipal (using vessels of less than 3 tons)	s	s	s	-
B06420	Fishpen and fishcage operation	s	s	s	-
	III - Central Luzon	6	55,396	55,479	-
B06410	Fishpond operation (except fish breeding farms and nurseries)	4	31,659	32,741	-
B06420	Fishpen and fishcage operation	s	s	s	-
B06430	Operation of fish breeding farms and nurseries	s	s	s	-
	IVA - CALABARZON	4	30,537	500,990	-
B06110	Ocean fishing, commercial (using vessels over 3 tons)	s	s	s	-
B06300	Prawn culture	s	s	s	-
B06420	Fishpen and fishcage operation	s	s	s	-
	IVB - MIMAROPA	12	464,948	493,867	-
B06110	Ocean fishing, commercial (using vessels over 3 tons)	s	s	s	-
B06410	Fishpond operation (except fish breeding farms and nurseries)	s	s	s	-
B06610	Pearl culture	6	443,884	472,804	-

TABLE 4a Number of Establishments and Value of Output for Fishing Establishments with Total Employment of 20 and Over by Region and Industry Sub-class: Philippines, 2009 (Continued)

(Value in thousand pesos. Details may not add up to total due to rounding and/or statistical disclosure control)

1994 PSIC Code	Region/ Industry Description	Number of Establishments	Value of Output		
			Total	Products and By-Products Sold	Fishery Services Rendered
			(1)	(2)	(3)
	VI - Western Visayas	22	315,644	312,625	-
B06110	Ocean fishing, commercial (using vessels over 3 tons)	13	244,082	243,082	-
B06120	Coastal fishing, municipal (using vessels of less than 3 tons)	s	s	s	-
B06130	Fish corral fishing	s	s	s	-
B06300	Prawn culture	3	53,345	51,362	-
B06410	Fishpond operation (except fish breeding farms and nurseries)	4	15,760	15,723	-
	VII - Central Visayas	22	279,623	281,943	2,450
B06110	Ocean fishing, commercial (using vessels over 3 tons)	12	41,263	38,332	2,450
B06120	Coastal fishing, municipal (using vessels of less than 3 tons)	s	s	s	s
B06210	Catching fish, crabs and crustaceans in inland waters	s	s	s	s
B06300	Prawn culture	5	150,913	156,352	-
B06410	Fishpond operation (except fish breeding farms and nurseries)	s	s	s	-
B06610	Pearl culture	s	s	s	-
	VIII - Eastern Visayas	4	38,956	38,956	-
B06110	Ocean fishing, commercial (using vessels over 3 tons)	4	38,956	38,956	-
	IX - Zamboanga Peninsula	12	553,251	552,894	-
B06110	Ocean fishing, commercial (using vessels over 3 tons)	9	526,319	525,962	-
B06120	Coastal fishing, municipal (using vessels of less than 3 tons)	s	s	s	-
B06300	Prawn culture	s	s	s	-
B06410	Fishpond operation (except fish breeding farms and nurseries)	s	s	s	-
	XI - Davao Region	4	174,703	174,751	-
B06110	Ocean fishing, commercial (using vessels over 3 tons)	s	s	s	-
B06410	Fishpond operation (except fish breeding farms and nurseries)	s	s	s	-
	XII - SOCCSKSARGEN	31	4,786,496	4,414,983	433,915
B06110	Ocean fishing, commercial (using vessels over 3 tons)	25	3,468,587	3,133,870	433,915
B06120	Coastal fishing, municipal (using vessels of less than 3 tons)	s	s	s	s
B06300	Prawn culture	3	317,501	304,885	-
B06410	Fishpond operation (except fish breeding farms and nurseries)	s	s	s	s
	XIII - Caraga	s	s	s	-
B06610	Pearl culture	s	s	s	-

TABLE 4a Number of Establishments and Value of Output for Fishing Establishments with Total Employment of 20 and Over by Region and Industry Sub-class: Philippines, 2009 (Continued)

(Value in thousand pesos. Details may not add up to total due to rounding and/or statistical disclosure control)

1994 PSIC Code	Region/ Industry Description	Value of Output			
		Goods for Resale Less Cost of Goods Sold	Industrial Services Done for Others	Tangible Fixed Assets Produced on Own Account	Change in Inventory of Finished Products and Work-in-Progress
		(5)	(6)	(7)	(8)
	Philippines	(653,037)	10,830	109,774	(28,709)
B06110	Ocean fishing, commercial (using vessels over 3 tons)	(183,694)	10,830	108,743	(31,585)
B06120	Coastal fishing, municipal (using vessels of less than 3 tons)	}	}	-	-
B06130	Fish corral fishing	}	}	-	-
B06210	Catching fish, crabs and crustaceans in inland waters	s	s	s	s
B06300	Prawn culture	-	-	187	8,972
B06410	Fishpond operation (except fish breeding farms and nurseries)	1,224	-	-	22,053
B06420	Fishpen and fishcage operation	(470,567)	-	-	1,615
B06430	Operation of fish breeding farms and nurseries	s	s	s	s
B06610	Pearl culture	-	-	844	(29,764)
B06800	Service activities incidental to fishing	s	s	s	s
	National Capital Region	-	-	1,656	-
B06110	Ocean fishing, commercial (using vessels over 3 tons)	-	-	s	-
B06800	Service activities incidental to fishing	-	-	s	-
	I - Ilocos Region	-	-	-	s
B06120	Coastal fishing, municipal (using vessels of less than 3 tons)	-	-	-	s
B06420	Fishpen and fishcage operation	-	-	-	s
	III - Central Luzon	-	-	-	(83)
B06410	Fishpond operation (except fish breeding farms and nurseries)	-	-	-	(1,083)
B06420	Fishpen and fishcage operation	-	-	-	s
B06430	Operation of fish breeding farms and nurseries	-	-	-	s
	IVA - CALABARZON	(470,567)	-	-	115
B06110	Ocean fishing, commercial (using vessels over 3 tons)	s	-	-	s
B06300	Prawn culture	s	-	-	s
B06420	Fishpen and fishcage operation	s	-	-	s
	IVB - MIMAROPA	-	-	844	(29,763)
B06110	Ocean fishing, commercial (using vessels over 3 tons)	-	-	s	s
B06410	Fishpond operation (except fish breeding farms and nurseries)	-	-	s	s
B06610	Pearl culture	-	-	844	(29,764)

TABLE 4a Number of Establishments and Value of Output for Fishing Establishments with Total Employment of 20 and Over
by Region and Industry Sub-class: Philippines, 2009 (Concluded)

(Value in thousand pesos. Details may not add up to total due to rounding and/or statistical disclosure control)

1994 PSIC Code	Region/ Industry Description	Value of Output			
		Goods for Resale Less Cost of Goods Sold	Industrial Services Done for Others	Tangible Fixed Assets Produced on Own Account	Change in Inventory of Finished Products and Work-in-Progress
		(5)	(6)	(7)	(8)
	VI - Western Visayas	-	-	1,187	1,833
B06110	Ocean fishing, commercial (using vessels over 3 tons)	-	-	1,000	-
B06120	Coastal fishing, municipal (using vessels of less than 3 tons)	-	-	s	s
B06130	Fish corral fishing	-	-	s	s
B06300	Prawn culture	-	-	187	1,795
B06410	Fishpond operation (except fish breeding farms and nurseries)	-	-	-	37
	VII - Central Visayas	930	430	-	(6,130)
B06110	Ocean fishing, commercial (using vessels over 3 tons)	551	430	-	(500)
B06120	Coastal fishing, municipal (using vessels of less than 3 tons)	s	s	-	s
B06210	Catching fish, crabs and crustaceans in inland waters	s	s	-	s
B06300	Prawn culture	-	-	-	(5,439)
B06410	Fishpond operation (except fish breeding farms and nurseries)	379	-	-	s
B06610	Pearl culture	s	s	-	s
	VIII - Eastern Visayas	-	-	-	-
B06110	Ocean fishing, commercial (using vessels over 3 tons)	-	-	-	-
	IX - Zamboanga Peninsula	357	-	-	-
B06110	Ocean fishing, commercial (using vessels over 3 tons)	357	-	-	-
B06120	Coastal fishing, municipal (using vessels of less than 3 tons)	-	-	-	-
B06300	Prawn culture	-	-	-	-
B06410	Fishpond operation (except fish breeding farms and nurseries)	-	-	-	-
	XI - Davao Region	-	-	-	(48)
B06110	Ocean fishing, commercial (using vessels over 3 tons)	-	-	-	s
B06410	Fishpond operation (except fish breeding farms and nurseries)	-	-	-	s
	XII - SOCCSKSARGEN	(183,757)	10,400	106,087	4,867
B06110	Ocean fishing, commercial (using vessels over 3 tons)	(184,602)	10,400	106,087	(31,085)
B06120	Coastal fishing, municipal (using vessels of less than 3 tons)	s	s	s	s
B06300	Prawn culture	-	-	-	12,616
B06410	Fishpond operation (except fish breeding farms and nurseries)	s	s	s	s
	XIII - Caraga	-	-	-	-
B06610	Pearl culture	-	-	-	-

TABLE 4a.1 Number of Establishments and Revenue by Type for Fishing Establishments with Total Employment of 20 and Over by Region and Industry Sub-class: Philippines, 2009

(Value in thousand pesos. Details may not add-up to total due to rounding and/or statistical disclosure control)

1994 PSIC Code	Region/ Industry Description	Number of Establishments	Revenue		
			Total	Products and By-Products Sold	Fishery Services Rendered
			(1)	(2)	(3)
Philippines		137	13,913,316	12,639,180	751,016
B06110	Ocean fishing, commercial (using vessels over 3 tons)	86	10,549,464	9,746,388	572,976
B06120	Coastal fishing, municipal (using vessels of less than 3 tons)	7	33,818	33,805	-
B06130	Fish corral fishing				
B06210	Catching fish, crabs and crustaceans in inland waters	s	s	s	s
B06300	Prawn culture	13	527,143	525,112	-
B06410	Fishpond operation (except fish breeding farms and nurseries)	16	1,271,701	1,268,004	-
B06420	Fishpen and fishcage operation	3	527,299	526,451	-
B06430	Operation of fish breeding farms and nurseries	s	s	s	s
B06610	Pearl culture	8	488,914	481,958	-
B06800	Service activities incidental to fishing	s	s	s	s
National Capital Region		16	6,415,558	5,772,130	314,651
B06110	Ocean fishing, commercial (using vessels over 3 tons)	s	s	s	s
B06800	Service activities incidental to fishing	s	s	s	s
I - Ilocos Region		3	36,341	36,341	-
B06120	Coastal fishing, municipal (using vessels of less than 3 tons)	s	s	s	-
B06420	Fishpen and fishcage operation	s	s	s	-
III - Central Luzon		6	55,622	55,479	-
B06410	Fishpond operation (except fish breeding farms and nurseries)	4	32,742	32,741	-
B06420	Fishpen and fishcage operation	s	s	s	-
B06430	Operation of fish breeding farms and nurseries	s	s	s	-
IVA - CALABARZON		4	501,838	500,990	-
B06110	Ocean fishing, commercial (using vessels over 3 tons)	s	s	s	-
B06300	Prawn culture	s	s	s	-
B06420	Fishpen and fishcage operation	s	s	s	-
IVB - MIMAROPA		12	494,170	493,867	-
B06110	Ocean fishing, commercial (using vessels over 3 tons)	s	s	s	-
B06410	Fishpond operation (except fish breeding farms and nurseries)	s	s	s	-
B06610	Pearl culture	6	473,107	472,804	-
VI - Western Visayas		22	313,528	312,625	-
B06110	Ocean fishing, commercial (using vessels over 3 tons)	13	243,682	243,082	-

TABLE 4a.1 Number of Establishments and Revenue by Type for Fishing Establishments with Total Employment of 20 and Over by Region and Industry Sub-class: Philippines, 2009 *(Continued)*

(Value in thousand pesos. Details may not add-up to total due to rounding and/or statistical disclosure control)

1994 PSIC Code	Region/ Industry Description	Number of Establishments	Revenue		
			Total	Products and By-Products Sold	Fishery Services Rendered
		(1)	(2)	(3)	(4)
B06120	Coastal fishing, municipal (using vessels of less than 3 tons)	s	s	s	-
B06130	Fish corral fishing	s	s	s	-
B06300	Prawn culture	3	51,654	51,362	-
B06410	Fishpond operation (except fish breeding farms and nurseries)	4	15,724	15,723	-
	VII - Central Visayas	22	294,984	281,943	2,450
B06110	Ocean fishing, commercial (using vessels over 3 tons)	12	41,959	38,332	2,450
B06120	Coastal fishing, municipal (using vessels of less than 3 tons)	s	s	s	s
B06210	Catching fish, crabs and crustaceans in inland waters	s	s	s	s
B06300	Prawn culture	5	156,352	156,352	-
B06410	Fishpond operation (except fish breeding farms and nurseries)	s	s	s	s
B06610	Pearl culture	s	s	s	s
	VIII - Eastern Visayas	4	38,980	38,956	-
B06110	Ocean fishing, commercial (using vessels over 3 tons)	4	38,980	38,956	-
	IX - Zamboanga Peninsula	12	558,341	552,894	-
B06110	Ocean fishing, commercial (using vessels over 3 tons)	9	531,408	525,962	-
B06120	Coastal fishing, municipal (using vessels of less than 3 tons)	s	s	s	-
B06300	Prawn culture	s	s	s	-
B06410	Fishpond operation (except fish breeding farms and nurseries)	s	s	s	-
	XI - Davao Region	4	174,751	174,751	-
B06110	Ocean fishing, commercial (using vessels over 3 tons)	s	s	s	-
B06410	Fishpond operation (except fish breeding farms and nurseries)	s	s	s	-
	XII - SOCCSKSARGEN	31	5,024,981	4,414,983	433,915
B06110	Ocean fishing, commercial (using vessels over 3 tons)	25	3,741,195	3,133,870	433,915
B06120	Coastal fishing, municipal (using vessels of less than 3 tons)	s	s	s	s
B06300	Prawn culture	3	306,625	304,885	-
B06410	Fishpond operation (except fish breeding farms and nurseries)	s	s	s	s
	XIII - Caraga	s	s	s	-
B06610	Pearl culture	s	s	s	-

TABLE 4a.1 Number of Establishments and Revenue by Type for Fishing Establishments with Total Employment of 20 and Over by Region and Industry Sub-class: Philippines, 2009 (Continued)

(Value in thousand pesos. Details may not add up to total due to rounding and/or statistical disclosure control)

1994 PSIC Code	Region/ Industry Description	Revenue				
		Industrial Services Done for Others	Non-Industrial Services Done for Others	Delivery charges separately invoiced to customers	Goods for Resale	Interest Income
		(5)	(6)	(7)	(8)	(9)
	Philippines	10,830	358,444	-	4,883	4,400
B06110	Ocean fishing, commercial (using vessels over 3 tons)	10,830	82,397	-	1,612	1,697
B06120	Coastal fishing, municipal (using vessels of less than 3 tons)	}	-	-	-	12
B06130	Fish corral fishing	}	-	-	-	-
B06210	Catching fish, crabs and crustaceans in inland waters	s	s	-	s	s
B06300	Prawn culture	-	64	-	-	188
B06410	Fishpond operation (except fish breeding farms and nurseries)	-	-	-	3,271	225
B06420	Fishpen and fishcage operation	-	-	-	-	95
B06430	Operation of fish breeding farms and nurseries	s	s	-	s	s
B06610	Pearl culture	-	-	-	-	131
B06800	Service activities incidental to fishing	s	s	-	s	s
	National Capital Region	-	300,464	-	-	2,558
B06110	Ocean fishing, commercial (using vessels over 3 tons)	-	s	-	-	s
B06800	Service activities incidental to fishing	-	s	-	-	s
	I - Ilocos Region	-	-	-	-	-
B06120	Coastal fishing, municipal (using vessels of less than 3 tons)	-	-	-	-	-
B06420	Fishpen and fishcage operation	-	-	-	-	-
	III - Central Luzon	-	-	-	-	1
B06410	Fishpond operation (except fish breeding farms and nurseries)	-	-	-	-	1
B06420	Fishpen and fishcage operation	-	-	-	-	-
B06430	Operation of fish breeding farms and nurseries	-	-	-	-	-
	IVA - CALABARZON	-	-	-	-	95
B06110	Ocean fishing, commercial (using vessels over 3 tons)	-	-	-	-	-
B06300	Prawn culture	-	-	-	-	-
B06420	Fishpen and fishcage operation	-	-	-	-	95
	IVB - MIMAROPA	-	-	-	-	129
B06110	Ocean fishing, commercial (using vessels over 3 tons)	-	-	-	-	-
B06410	Fishpond operation (except fish breeding farms and nurseries)	-	-	-	-	-
B06610	Pearl culture	-	-	-	-	129
	VI - Western Visayas	-	664	-	-	172
B06110	Ocean fishing, commercial (using vessels over 3 tons)	-	600	-	-	-

TABLE 4a.1 Number of Establishments and Revenue by Type for Fishing Establishments with Total Employment of 20 and Over by Region and Industry Sub-class: Philippines, 2009 (Continued)

(Value in thousand pesos. Details may not add up to total due to rounding and/or statistical disclosure control)

1994 PSIC Code	Region/ Industry Description	Revenue				
		Industrial Services Done for Others	Non- Industrial Services Done for Others	Delivery charges separately invoiced to customers	Goods for Resale	Interest Income
		(5)	(6)	(7)	(8)	(9)
B06120	Coastal fishing, municipal (using vessels of less than 3 tons)	-	S	-	-	S
B06130	Fish corral fishing	-	S	-	-	S
B06300	Prawn culture	-	64	-	-	159
B06410	Fishpond operation (except fish breeding farms and nurseries)	-	-	-	-	S
	VII - Central Visayas	430	81	-	3,092	137
B06110	Ocean fishing, commercial (using vessels over 3 tons)	430	81	-	666	-
B06120	Coastal fishing, municipal (using vessels of less than 3 tons)	S	S	-	S	S
B06210	Catching fish, crabs and crustaceans in inland waters	S	S	-	S	S
B06300	Prawn culture	-	-	-	-	-
B06410	Fishpond operation (except fish breeding farms and nurseries)	S	S	-	S	S
B06610	Pearl culture	S	S	-	S	S
	VIII - Eastern Visayas	-	-	-	-	25
B06110	Ocean fishing, commercial (using vessels over 3 tons)	-	-	-	-	25
	IX - Zamboanga Peninsula	-	4,500	-	947	-
B06110	Ocean fishing, commercial (using vessels over 3 tons)	-	4,500	-	947	-
B06120	Coastal fishing, municipal (using vessels of less than 3 tons)	-	S	-	S	-
B06300	Prawn culture	-	S	-	S	-
B06410	Fishpond operation (except fish breeding farms and nurseries)	-	S	-	S	-
	XI - Davao Region	-	-	-	-	-
B06110	Ocean fishing, commercial (using vessels over 3 tons)	-	-	-	-	-
B06410	Fishpond operation (except fish breeding farms and nurseries)	-	-	-	-	-
	XII - SOCCSKSARGEN	10,400	52,735	-	845	1,284
B06110	Ocean fishing, commercial (using vessels over 3 tons)	10,400	52,735	-	-	1,166
B06120	Coastal fishing, municipal (using vessels of less than 3 tons)	S	S	-	S	S
B06300	Prawn culture	-	-	-	-	30
B06410	Fishpond operation (except fish breeding farms and nurseries)	S	S	-	S	S
	XIII - Caraga	-	-	-	-	-
B06610	Pearl culture	-	-	-	-	-

TABLE 4a.1 Number of Establishments and Revenue by Type for Fishing Establishments with Total Employment of 20 and Over by Region and Industry Sub-class: Philippines, 2009 (Continued)

(Value in thousand pesos. Details may not add up to total due to rounding and/or statistical disclosure control)

1994 PSIC Code	Region/ Industry Description	Revenue				
		Dividend Income	Commissions and Fees Earned	Royalty Income	Franchise Income	Other Income
		(10)	(11)	(12)	(13)	(14)
	Philippines	616	-	-	-	143,946
B06110	Ocean fishing, commercial (using vessels over 3 tons)	548	-	-	-	133,016
B06120	Coastal fishing, municipal (using vessels of less than 3 tons)	-	-	-	-	-
B06130	Fish corral fishing	-	-	-	-	-
B06210	Catching fish, crabs and crustaceans in inland waters	s	-	-	-	s
B06300	Prawn culture	68	-	-	-	1,710
B06410	Fishpond operation (except fish breeding farms and nurseries)	-	-	-	-	200
B06420	Fishpen and fishcage operation	-	-	-	-	753
B06430	Operation of fish breeding farms and nurseries	s	-	-	-	s
B06610	Pearl culture	-	-	-	-	6,825
B06800	Service activities incidental to fishing	s	-	-	-	s
	National Capital Region	-	-	-	-	25,755
B06110	Ocean fishing, commercial (using vessels over 3 tons)	-	-	-	-	s
B06800	Service activities incidental to fishing	-	-	-	-	s
	I - Ilocos Region	-	-	-	-	-
B06120	Coastal fishing, municipal (using vessels of less than 3 tons)	-	-	-	-	-
B06420	Fishpen and fishcage operation	-	-	-	-	-
	III - Central Luzon	-	-	-	-	142
B06410	Fishpond operation (except fish breeding farms and nurseries)	-	-	-	-	-
B06420	Fishpen and fishcage operation	-	-	-	-	s
B06430	Operation of fish breeding farms and nurseries	-	-	-	-	s
	IVA - CALABARZON	-	-	-	-	753
B06110	Ocean fishing, commercial (using vessels over 3 tons)	-	-	-	-	s
B06300	Prawn culture	-	-	-	-	s
B06420	Fishpen and fishcage operation	-	-	-	-	s
	IVB - MIMAROPA	-	-	-	-	174
B06110	Ocean fishing, commercial (using vessels over 3 tons)	-	-	-	-	s
B06410	Fishpond operation (except fish breeding farms and nurseries)	-	-	-	-	s
B06610	Pearl culture	-	-	-	-	174
	VI - Western Visayas	68	-	-	-	-
B06110	Ocean fishing, commercial (using vessels over 3 tons)	-	-	-	-	-

TABLE 4a.1 Number of Establishments and Revenue by Type for Fishing Establishments with Total Employment of 20 and Over by Region and Industry Sub-class: Philippines, 2009 (Concluded)

(Value in thousand pesos. Details may not add up to total due to rounding and/or statistical disclosure control)

1994 PSIC Code	Region/ Industry Description	Revenue				
		Dividend Income	Commissions and Fees Earned	Royalty Income	Franchise Income	Other Income
		(10)	(11)	(12)	(13)	(14)
B06120	Coastal fishing, municipal (using vessels of less than 3 tons)	s	-	-	-	-
B06130	Fish corral fishing	s	-	-	-	-
B06300	Prawn culture	68	-	-	-	-
B06410	Fishpond operation (except fish breeding farms and nurseries)	-	-	-	-	-
	VII - Central Visayas	-	-	-	-	6,851
B06110	Ocean fishing, commercial (using vessels over 3 tons)	-	-	-	-	-
B06120	Coastal fishing, municipal (using vessels of less than 3 tons)	-	-	-	-	s
B06210	Catching fish, crabs and crustaceans in inland waters	-	-	-	-	s
B06300	Prawn culture	-	-	-	-	-
B06410	Fishpond operation (except fish breeding farms and nurseries)	-	-	-	-	s
B06610	Pearl culture	-	-	-	-	s
	VIII - Eastern Visayas	-	-	-	-	-
B06110	Ocean fishing, commercial (using vessels over 3 tons)	-	-	-	-	-
	IX - Zamboanga Peninsula	-	-	-	-	-
B06110	Ocean fishing, commercial (using vessels over 3 tons)	-	-	-	-	-
B06120	Coastal fishing, municipal (using vessels of less than 3 tons)	-	-	-	-	-
B06300	Prawn culture	-	-	-	-	-
B06410	Fishpond operation (except fish breeding farms and nurseries)	-	-	-	-	-
	XI - Davao Region	-	-	-	-	-
B06110	Ocean fishing, commercial (using vessels over 3 tons)	-	-	-	-	-
B06410	Fishpond operation (except fish breeding farms and nurseries)	-	-	-	-	-
	XII - SOCCSKSARGEN	548	-	-	-	110,271
B06110	Ocean fishing, commercial (using vessels over 3 tons)	548	-	-	-	108,561
B06120	Coastal fishing, municipal (using vessels of less than 3 tons)	-	-	-	-	s
B06300	Prawn culture	-	-	-	-	1,710
B06410	Fishpond operation (except fish breeding farms and nurseries)	-	-	-	-	s
	XIII - Caraga	-	-	-	-	-
B06610	Pearl culture	-	-	-	-	-

TABLE 4a.2 Number of Establishments and Value of Products and By-Products Sold by Mode of Sale for Fishing Establishments with Total Employment of 20 and Over by Region and Industry Sub-class: Philippines, 2009

(Value in thousand pesos. Details may not add up to total due to rounding and/or statistical disclosure control)

1994 PSIC Code	Region/ Industry Description	Number of Establishments	Products and By-Products Sold				
			Total	Products Sold to Domestic Market	Interplant Transfers	Direct Exports	Products Sold to Exporters
			(1)	(2)	(3)	(4)	(5)
	Philippines	137	12,639,180	9,083,707	37,041	1,803,862	1,714,571
B06110	Ocean fishing, commercial (using vessels over 3 tons)	86	9,746,388	7,011,767	-	1,020,050	1,714,571
B06120	Coastal fishing, municipal (using vessels of less than 3 tons)	7	33,805	33,805	-	-	-
B06130	Fish corral fishing						
B06210	Catching fish, crabs and crustaceans in inland waters	s	s	s	s	s	s
B06300	Prawn culture	13	525,112	440,712	-	84,399	-
B06410	Fishpond operation (except fish breeding farms and nurseries)	16	1,268,004	899,696	-	368,308	-
B06420	Fishpen and fishcage operation	3	526,451	526,451	-	-	-
B06430	Operation of fish breeding farms and nurseries	s	s	s	s	s	s
B06610	Pearl culture	8	481,958	150,854	-	331,104	-
B06800	Service activities incidental to fishing	s	s	s	s	s	s
	National Capital Region	16	5,772,130	3,169,197	37,041	851,322	1,714,571
B06110	Ocean fishing, commercial (using vessels over 3 tons)	s	s	s	s	s	s
B06800	Service activities incidental to fishing	s	s	s	s	s	s
	I- Ilocos Region	s	s	s	-	-	-
B06120	Coastal fishing, municipal (using vessels of less than 3 tons)	s	s	s	-	-	-
B06420	Fishpen and fishcage operation	s	s	s	-	-	-
	III - Central Luzon	6	55,479	55,479	-	-	-
B06410	Fishpond operation (except fish breeding farms and nurseries)	4	32,741	32,741	-	-	-
B06420	Fishpen and fishcage operation	s	s	s	-	-	-
B06430	Operation of fish breeding farms and nurseries	s	s	s	-	-	-
	IVA - CALABARZON	4	500,990	500,990	-	-	-
B06110	Ocean fishing, commercial (using vessels over 3 tons)	s	s	s	-	-	-
B06300	Prawn culture	s	s	s	-	-	-
B06420	Fishpen and fishcage operation	s	s	s	-	-	-
	IVB - MIMAROPA	12	493,867	171,526	-	322,341	-
B06110	Ocean fishing, commercial (using vessels over 3 tons)	s	s	s	-	s	-
B06410	Fishpond operation (except fish breeding farms and nurseries)	s	s	s	-	s	-
B06610	Pearl culture	6	472,804	150,463	-	322,341	-

TABLE 4a.2 Number of Establishments and Value of Products and By-Products Sold by Mode of Sale for Fishing Establishments with Total Employment of 20 and Over by Region and Industry Sub-class: Philippines, 2009 *(Concluded)*

(Value in thousand pesos. Details may not add up to total due to rounding and/or statistical disclosure control)

1994 PSIC Code	Region/ Industry Description	Number of Establishments	Products and By-Products Sold				
			Total	Products Sold to Domestic Market	Interplant Transfers	Direct Exports	Products Sold to Exporters
			(1)	(2)	(3)	(4)	(5)
VI - Western Visayas		22	312,625	312,625	-	-	-
B06110	Ocean fishing, commercial (using vessels over 3 tons)	13	243,082	243,082	-	-	-
B06120	Coastal fishing, municipal (using vessels of less than 3 tons)	s	s	s	-	-	-
B06130	Fish corral fishing	s	s	s	-	-	-
B06300	Prawn culture	3	51,362	51,362	-	-	-
B06410	Fishpond operation (except fish breeding farms and nurseries)	4	15,723	15,723	-	-	-
VII - Central Visayas		22	281,943	277,401	-	4,542	-
B06110	Ocean fishing, commercial (using vessels over 3 tons)	12	38,332	38,332	-	-	-
B06120	Coastal fishing, municipal (using vessels of less than 3 tons)	s	s	s	-	s	-
B06210	Catching fish, crabs and crustaceans in inland waters	s	s	s	-	s	-
B06300	Prawn culture	5	156,352	156,352	-	-	-
B06410	Fishpond operation (except fish breeding farms and nurseries)	s	s	s	s	s	-
B06610	Pearl culture	s	s	s	s	s	-
VIII - Eastern Visayas		4	38,956	38,956	-	-	-
B06110	Ocean fishing, commercial (using vessels over 3 tons)	4	38,956	38,956	-	-	-
IX - Zamboanga Peninsula		12	552,894	552,894	-	-	-
B06110	Ocean fishing, commercial (using vessels over 3 tons)	9	525,962	525,962	-	-	-
B06120	Coastal fishing, municipal (using vessels of less than 3 tons)	s	s	s	-	-	-
B06300	Prawn culture	s	s	s	-	-	-
B06410	Fishpond operation (except fish breeding farms and nurseries)	s	s	s	-	-	-
XI - Davao Region		4	174,751	174,751	-	-	-
B06110	Ocean fishing, commercial (using vessels over 3 tons)	s	s	s	-	-	-
B06410	Fishpond operation (except fish breeding farms and nurseries)	s	s	s	-	-	-
XII - SOCCSKSARGEN		31	4,414,983	3,793,547	-	621,436	-
B06110	Ocean fishing, commercial (using vessels over 3 tons)	25	3,133,870	2,965,142	-	168,728	-
B06120	Coastal fishing, municipal (using vessels of less than 3 tons)	s	s	s	-	s	-
B06300	Prawn culture	3	304,885	220,486	-	84,399	-
B06410	Fishpond operation (except fish breeding farms and nurseries)	s	s	s	-	s	-
XIII - Caraga		s	s	-	-	s	-
B06610	Pearl culture	s	s	-	-	s	-

TABLE 4a.3 Number of Establishments and Value of Industrial Services Done for Others for Fishing Establishments with Total Employment of 20 and over by Region and Industry Sub-class: Philippines, 2009

(Value in thousand pesos. Details may not add up to total due to rounding and/or statistical disclosure control)

1994 PSIC Code	Region/ Industry Description	Number of Establishments	Industrial Services Done for Others		
			Total	Contract and Commission Work Done for Others	Other Industrial Services Done for Others
		(1)	(2)	(3)	(4)
	Philippines	137	10,830	30	10,800
B06110	Ocean fishing, commercial (using vessels over 3 tons)	86	10,830	30	10,800
B06120	Coastal fishing, municipal (using vessels of less than 3 tons)	7	-	-	-
B06130	Fish corral fishing				
B06210	Catching fish, crabs and crustaceans in inland waters	s	s	s	s
B06300	Prawn culture	13	-	-	-
B06410	Fishpond operation (except fish breeding farms and nurseries)	16	-	-	-
B06420	Fishpen and fishcage operation	3	-	-	-
B06430	Operation of fish breeding farms and nurseries	s	s	s	s
B06610	Pearl culture	8	-	-	-
B06800	Service activities incidental to fishing	s	s	s	s
	National Capital Region	16	-	-	-
B06110	Ocean fishing, commercial (using vessels over 3 tons)	s	-	-	-
B06800	Service activities incidental to fishing	s	-	-	-
	I - Ilocos Region	s	-	-	-
B06120	Coastal fishing, municipal (using vessels of less than 3 tons)	s	-	-	-
B06420	Fishpen and fishcage operation	s	-	-	-
	III - Central Luzon	6	-	-	-
B06410	Fishpond operation (except fish breeding farms and nurseries)	4	-	-	-
B06420	Fishpen and fishcage operation	s	-	-	-
B06430	Operation of fish breeding farms and nurseries	s	-	-	-
	IVA - CALABARZON	4	-	-	-
B06110	Ocean fishing, commercial (using vessels over 3 tons)	s	-	-	-
B06300	Prawn culture	s	-	-	-
B06420	Fishpen and fishcage operation	s	-	-	-
	IVB - MIMAROPA	12	-	-	-
B06110	Ocean fishing, commercial (using vessels over 3 tons)	s	-	-	-
B06410	Fishpond operation (except fish breeding farms and nurseries)	s	-	-	-
B06610	Pearl culture	6	-	-	-

TABLE 4a.3 Number of Establishments and Value of Industrial Services Done for Others for Fishing Establishments with Total Employment of 20 and over by Region and Industry Sub-class: Philippines, 2009 *(Concluded)*

(Value in thousand pesos. Details may not add up to total due to rounding and/or statistical disclosure control)

1994 PSIC Code	Region/ Industry Description	Number of Establishments	Industrial Services Done for Others		
			Total	Contract and Commission Work Done for Others	Other Industrial Services Done for Others
			(1)	(2)	(3)
VI - Western Visayas		22	-	-	-
B06110	Ocean fishing, commercial (using vessels over 3 tons)	13	-	-	-
B06120	Coastal fishing, municipal (using vessels of less than 3 tons)	s	-	-	-
B06130	Fish corral fishing	s	-	-	-
B06300	Prawn culture	3	-	-	-
B06410	Fishpond operation (except fish breeding farms and nurseries)	4	-	-	-
VII - Central Visayas		22	430	30	400
B06110	Ocean fishing, commercial (using vessels over 3 tons)	12	430	30	400
B06120	Coastal fishing, municipal (using vessels of less than 3 tons)	s	s	s	s
B06210	Catching fish, crabs and crustaceans in inland waters	s	s	s	s
B06300	Prawn culture	5	-	-	-
B06410	Fishpond operation (except fish breeding farms and nurseries)	s	-	-	-
B06610	Pearl culture	s	-	-	-
VIII - Eastern Visayas		4	-	-	-
B06110	Ocean fishing, commercial (using vessels over 3 tons)	4	-	-	-
IX - Zamboanga Peninsula		12	-	-	-
B06110	Ocean fishing, commercial (using vessels over 3 tons)	9	-	-	-
B06120	Coastal fishing, municipal (using vessels of less than 3 tons)	s	-	-	-
B06300	Prawn culture	s	-	-	-
B06410	Fishpond operation (except fish breeding farms and nurseries)	s	-	-	-
XI - Davao Region		4	-	-	-
B06110	Ocean fishing, commercial (using vessels over 3 tons)	s	-	-	-
B06410	Fishpond operation (except fish breeding farms and nurseries)	s	-	-	-
XII - SOCCSKSARGEN		31	10,400	-	10,400
B06110	Ocean fishing, commercial (using vessels over 3 tons)	25	10,400	-	10,400
B06120	Coastal fishing, municipal (using vessels of less than 3 tons)	s	s	s	s
B06300	Prawn culture	3	-	-	-
B06410	Fishpond operation (except fish breeding farms and nurseries)	s	s	s	s
XIII - Caraga		s	-	-	-
B06610	Pearl culture	s	-	-	-

TABLE 4a.4 Number of Establishments and Value of Non-Industrial Services Done for Others for Fishing Establishments with Total Employment of 20 and Over by Region and Industry Sub-class: Philippines, 2009

(Value in thousand pesos. Details may not add up to total due to rounding and/or statistical disclosure control)

1994 PSIC Code	Region/ Industry Description	Number of Establishments	Non-Industrial Services Done for Others				
			Total	Rent Income from Land	Rent Income from Building and Other Structures	Other Rental Income	Other Non-industrial Services Done for Others
			(1)	(2)	(3)	(4)	(5)
	Philippines	137	358,444	149,883	150,829	5,803	51,928
B06110	Ocean fishing, commercial (using vessels over 3 tons)	86	82,397	10,531	19,243	694	51,928
B06120	Coastal fishing, municipal (using vessels of less than 3 tons)	7	-	-	-	-	-
B06130	Fish corral fishing						
B06210	Catching fish, crabs and crustaceans in inland waters	s	s	s	s	s	s
B06300	Prawn culture	13	64	-	-	64	-
B06410	Fishpond operation (except fish breeding farms and nurseries)	16	-	-	-	-	-
B06420	Fishpen and fishcage operation	3	-	-	-	-	-
B06430	Operation of fish breeding farms and nurseries	s	s	s	s	s	s
B06610	Pearl culture	8	-	-	-	-	-
B06800	Service activities incidental to fishing	s	s	s	s	s	s
	National Capital Region	16	300,464	149,810	145,609	5,045	-
B06110	Ocean fishing, commercial (using vessels over 3 tons)	s	s	s	s	s	-
B06800	Service activities incidental to fishing	s	s	s	s	s	-
	I - Ilocos Region	s	-	-	-	-	-
B06120	Coastal fishing, municipal (using vessels of less than 3 tons)	s	-	-	-	-	-
B06420	Fishpen and fishcage operation	s	-	-	-	-	-
	III - Central Luzon	6	-	-	-	-	-
B06410	Fishpond operation (except fish breeding farms and nurseries)	4	-	-	-	-	-
B06420	Fishpen and fishcage operation	s	-	-	-	-	-
B06430	Operation of fish breeding farms and nurseries	s	-	-	-	-	-
	IVA - CALABARZON	4	-	-	-	-	-
B06110	Ocean fishing, commercial (using vessels over 3 tons)	s	-	-	-	-	-
B06300	Prawn culture	s	-	-	-	-	-
B06420	Fishpen and fishcage operation	s	-	-	-	-	-
	IVB - MIMAROPA	12	-	-	-	-	-
B06110	Ocean fishing, commercial (using vessels over 3 tons)	s	-	-	-	-	-
B06410	Fishpond operation (except fish breeding farms and nurseries)	s	-	-	-	-	-
B06610	Pearl culture	6	-	-	-	-	-

TABLE 4a.4 Number of Establishments and Value of Non-Industrial Services Done for Others for Fishing Establishments with Total Employment of 20 and Over by Region and Industry Sub-class: Philippines, 2009 (Concluded)

(Value in thousand pesos. Details may not add up to total due to rounding and/or statistical disclosure control)

1994 PSIC Code	Region/ Industry Description	Number of Establishments	Non-Industrial Services Done for Others				
			Total	Rent Income from Land	Rent Income from Building and Other Structures	Other Rental Income	Other Non-industrial Services Done for Others
			(1)	(2)	(3)	(4)	(5)
	VI - Western Visayas	22	664	73	520	64	7
B06110	Ocean fishing, commercial (using vessels over 3 tons)	13	600	73	520	-	7
B06120	Coastal fishing, municipal (using vessels of less than 3 tons)	s	s	s	s	s	s
B06130	Fish corral fishing	s	s	s	s	s	s
B06300	Prawn culture	3	64	-	-	64	-
B06410	Fishpond operation (except fish breeding farms and nurseries)	4	-	-	-	-	-
	VII - Central Visayas	22	81	-	-	41	40
B06110	Ocean fishing, commercial (using vessels over 3 tons)	12	81	-	-	41	40
B06120	Coastal fishing, municipal (using vessels of less than 3 tons)	s	s	-	-	s	s
B06210	Catching fish, crabs and crustaceans in inland waters	s	s	-	-	s	s
B06300	Prawn culture	5	-	-	-	-	-
B06410	Fishpond operation (except fish breeding farms and nurseries)	s	s	-	-	s	s
B06610	Pearl culture	s	s	-	-	s	s
	VIII - Eastern Visayas	4	-	-	-	-	-
B06110	Ocean fishing, commercial (using vessels over 3 tons)	4	-	-	-	-	-
	IX - Zamboanga Peninsula	12	4,500	-	4,500	-	-
B06110	Ocean fishing, commercial (using vessels over 3 tons)	9	4,500	-	4,500	-	-
B06120	Coastal fishing, municipal (using vessels of less than 3 tons)	s	s	-	s	-	-
B06300	Prawn culture	s	s	-	s	-	-
B06410	Fishpond operation (except fish breeding farms and nurseries)	s	s	-	s	-	-
	XI - Davao Region	4	-	-	-	-	-
B06110	Ocean fishing, commercial (using vessels over 3 tons)	s	-	-	-	-	-
B06410	Fishpond operation (except fish breeding farms and nurseries)	s	-	-	-	-	-
	XII - SOCCSKSARGEN	31	52,735	-	200	653	51,882
B06110	Ocean fishing, commercial (using vessels over 3 tons)	25	52,735	-	200	653	51,882
B06120	Coastal fishing, municipal (using vessels of less than 3 tons)	s	s	-	s	s	s
B06300	Prawn culture	3	-	-	-	-	-
B06410	Fishpond operation (except fish breeding farms and nurseries)	s	s	-	s	s	s
	XIII - Caraga	s	-	-	-	-	-
B06610	Pearl culture	s	-	-	-	-	-

TABLE 5a Number of Establishments and Cost by Type for Fishing Establishments with Total Employment of 20 and Over by Region and Industry Sub-class: Philippines, 2009

(Value in thousand pesos. Details may not add up to total due to rounding and/or statistical disclosure control)

1994 PSIC Code	Region/ Industry Description	Number of Establishments	C o s t				
			Total	Materials and Supplies Purchased	Fuels, Lubricants, Oils and Greases Purchased	Electricity and Water Purchased	Fishery Services Done by Others
			(1)	(2)	(3)	(4)	(5)
	Philippines	137	11,302,228	2,668,667	3,907,877	510,511	104,582
B06110	Ocean fishing, commercial (using vessels over 3 tons)	86	8,669,472	1,485,105	3,837,751	269,281	27,466
B06120	Coastal fishing, municipal (using vessels of less than 3 tons)	7	26,702	4,292	11,329	1,444	4
B06130	Fish corral fishing						
B06210	Catching fish, crabs and crustaceans in inland waters	s	s	s	s	s	s
B06300	Prawn culture	13	377,912	225,813	13,126	65,579	5,012
B06410	Fishpond operation (except fish breeding farms and nurseries)	16	1,144,132	781,408	11,667	64,961	64,089
B06420	Fishpen and fishcage operation	3	518,786	24,331	3,534	549	8,000
B06430	Operation of fish breeding farms and nurseries	s	s	s	s	s	s
B06610	Pearl culture	8	286,683	120,994	25,327	4,668	10
B06800	Service activities incidental to fishing	s	s	s	s	s	s
	National Capital Region	16	5,064,338	583,961	2,582,618	191,733	2,901
B06110	Ocean fishing, commercial (using vessels over 3 tons)	s	s	s	s	s	s
B06800	Service activities incidental to fishing	s	s	s	s	s	s
	I - Ilocos Region	s	s	s	s	s	s
B06120	Coastal fishing, municipal (using vessels of less than 3 tons)	s	s	s	s	s	s
B06420	Fishpen and fishcage operation	s	s	s	s	s	s
	III - Central Luzon	6	47,448	20,723	3,114	2,743	-
B06410	Fishpond operation (except fish breeding farms and nurseries)	4	20,989	10,107	1,914	319	-
B06420	Fishpen and fishcage operation	s	s	s	s	s	-
B06430	Operation of fish breeding farms and nurseries	s	s	s	s	s	-
	IVA - CALABARZON	4	494,641	6,886	4,742	769	-
B06110	Ocean fishing, commercial (using vessels over 3 tons)	s	s	s	s	s	-
B06300	Prawn culture	s	s	s	s	s	-
B06420	Fishpen and fishcage operation	s	s	s	s	s	-
	IVB - MIMAROPA	12	278,678	109,524	27,486	4,774	59
B06110	Ocean fishing, commercial (using vessels over 3 tons)	s	s	s	s	s	s
B06410	Fishpond operation (except fish breeding farms and nurseries)	s	s	s	s	s	s
B06610	Pearl culture	6	268,012	104,687	24,669	4,661	10

TABLE 5a Number of Establishments and Cost by Type for Fishing Establishments with Total Employment of 20 and Over
by Region and Industry Sub-class: Philippines, 2009 (Continued)

(Value in thousand pesos. Details may not add up to total due to rounding and/or statistical disclosure control)

1994 PSIC Code	Region/ Industry Description	Number of Establishments	C o s t				
			Total	Materials and Supplies Purchased	Fuels, Lubricants, Oils and Greases Purchased	Electricity and Water Purchased	Fishery Services Done by Others
			(1)	(2)	(3)	(4)	(5)
	VI - Western Visayas	22	201,856	29,593	118,775	9,355	1,013
B06110	Ocean fishing, commercial (using vessels over 3 tons)	13	159,023	9,470	116,901	2,188	-
B06120	Coastal fishing, municipal (using vessels of less than 3 tons)	s	s	s	s	s	s
B06130	Fish corral fishing	s	s	s	s	s	s
B06300	Prawn culture	3	31,890	14,853	1,722	7,099	458
B06410	Fishpond operation (except fish breeding farms and nurseries)	4	9,254	5,163	151	66	554
	VII - Central Visayas	22	248,043	159,091	14,783	29,673	15,633
B06110	Ocean fishing, commercial (using vessels over 3 tons)	12	37,668	20,222	10,040	214	216
B06120	Coastal fishing, municipal (using vessels of less than 3 tons)	s	s	s	s	s	s
B06210	Catching fish, crabs and crustaceans in inland waters	s	s	s	s	s	s
B06300	Prawn culture	5	119,867	78,787	2,192	21,457	3,869
B06410	Fishpond operation (except fish breeding farms and nurseries)	s	s	s	s	s	s
B06610	Pearl culture	s	s	s	s	s	s
	VIII - Eastern Visayas	4	34,459	2,614	28,545	27	17
B06110	Ocean fishing, commercial (using vessels over 3 tons)	4	34,459	2,614	28,545	27	17
	IX - Zamboanga Peninsula	12	386,466	30,508	266,439	26,868	561
B06110	Ocean fishing, commercial (using vessels over 3 tons)	9	368,126	27,408	257,166	26,583	261
B06120	Coastal fishing, municipal (using vessels of less than 3 tons)	s	s	s	s	s	s
B06300	Prawn culture	s	s	s	s	s	s
B06410	Fishpond operation (except fish breeding farms and nurseries)	s	s	s	s	s	s
	XI - Davao Region	4	106,327	59,536	2,026	6,334	18,636
B06110	Ocean fishing, commercial (using vessels over 3 tons)	s	s	s	s	s	s
B06410	Fishpond operation (except fish breeding farms and nurseries)	s	s	s	s	s	s
	XII - SOCCSKSARGEN	31	4,408,728	1,647,469	858,619	237,835	57,759
B06110	Ocean fishing, commercial (using vessels over 3 tons)	25	3,244,936	854,046	840,717	149,898	24,063
B06120	Coastal fishing, municipal (using vessels of less than 3 tons)	s	s	s	s	s	s
B06300	Prawn culture	3	219,521	129,181	9,140	36,254	385
B06410	Fishpond operation (except fish breeding farms and nurseries)	s	s	s	s	s	s
	XIII - Caraga	s	s	s	s	s	-
B06610	Pearl culture	s	s	s	s	s	-

TABLE 5a Number of Establishments and Cost by Type for Fishing Establishments with Total Employment of 20 and Over by Region and Industry Sub-class: Philippines, 2009 (Continued)

(Value in thousand pesos. Details may not add up to total due to rounding and/or statistical disclosure control)

1994 PSIC Code	Region/ Industry Description	C o s t					
		Industrial Services Done by Others	Non-Industrial Services Done by Others	Goods Purchased for Resale	Interest Expense	Taxes on Products and Production	Research and Experimental Development Expense
		(7)	(8)	(9)	(10)	(11)	(12)
	Philippines	1,158,248	881,291	661,479	138,781	263,080	276
B06110	Ocean fishing, commercial (using vessels over 3 tons)	1,070,301	618,720	188,866	117,751	237,777	34
B06120	Coastal fishing, municipal (using vessels of less than 3 tons)	1,769	4,671	-	450	230	-
B06130	Fish corral fishing						
B06210	Catching fish, crabs and crustaceans in inland waters						
B06300	Prawn culture	15,463	6,311	-	3,420	5,847	166
B06410	Fishpond operation (except fish breeding farms and nurseries)	39,745	76,105	2,046	16,260	11,968	26
B06420	Fishpen and fishcage operation	-	1,500	470,567	-	967	50
B06430	Operation of fish breeding farms and nurseries	s	s	s	s	s	-
B06610	Pearl culture	20,224	82,609	-	-	5,883	-
B06800	Service activities incidental to fishing	s	s	s	s	s	-
	National Capital Region	654,852	314,121	-	47,593	187,619	-
B06110	Ocean fishing, commercial (using vessels over 3 tons)	s	s	-	s	s	-
B06800	Service activities incidental to fishing	s	s	-	s	s	-
	I - Ilocos Region	s	s	-	-	s	-
B06120	Coastal fishing, municipal (using vessels of less than 3 tons)	s	s	-	-	s	-
B06420	Fishpen and fishcage operation	s	s	-	-	s	-
	III - Central Luzon	1,350	2,262	-	4,750	304	56
B06410	Fishpond operation (except fish breeding farms and nurseries)	561	406	-	4,750	242	6
B06420	Fishpen and fishcage operation	s	s	-	s	s	s
B06430	Operation of fish breeding farms and nurseries	s	s	-	s	s	s
	IVA - CALABARZON	446	856	470,567	-	622	-
B06110	Ocean fishing, commercial (using vessels over 3 tons)	s	s	s	-	142	-
B06300	Prawn culture	s	s	s	-	38	-
B06420	Fishpen and fishcage operation	s	s	s	-	442	-
	IVB - MIMAROPA	20,647	81,901	-	70	6,165	-
B06110	Ocean fishing, commercial (using vessels over 3 tons)	s	s	-	s	s	-
B06410	Fishpond operation (except fish breeding farms and nurseries)	s	s	-	s	s	-
B06610	Pearl culture	20,224	80,964	-	-	5,857	-

TABLE 5a Number of Establishments and Cost by Type for Fishing Establishments with Total Employment of 20 and Over
by Region and Industry Sub-class: Philippines, 2009 (Continued)

(Value in thousand pesos. Details may not add up to total due to rounding and/or statistical disclosure control)

1994 PSIC Code	Region/ Industry Description	C o s t					
		Industrial Services Done by Others	Non-Industrial Services Done by Others	Goods Purchased for Resale	Interest Expense	Taxes on Products and Production	Research and Experimental Development Expense
		(7)	(8)	(9)	(10)	(11)	(12)
	VI - Western Visayas	5,139	12,783	-	1,082	2,905	34
B06110	Ocean fishing, commercial (using vessels over 3 tons)	3,945	8,197	-	1,041	1,786	34
B06120	Coastal fishing, municipal (using vessels of less than 3 tons)	S	S	-	S	S	S
B06130	Fish corral fishing	S	S	-	S	S	S
B06300	Prawn culture	87	2,723	-	40	922	-
B06410	Fishpond operation (except fish breeding farms and nurseries)	1,107	464	-	-	113	-
	VII - Central Visayas	441	3,194	2,146	3,709	1,572	-
B06110	Ocean fishing, commercial (using vessels over 3 tons)	179	572	100	1,219	233	-
B06120	Coastal fishing, municipal (using vessels of less than 3 tons)	S	S	S	S	S	-
B06210	Catching fish, crabs and crustaceans in inland waters	S	S	S	S	S	-
B06300	Prawn culture	-	1,078	-	1,604	1,134	-
B06410	Fishpond operation (except fish breeding farms and nurseries)	S	S	S	S	S	-
B06610	Pearl culture	S	S	S	S	S	-
	VIII - Eastern Visayas	705	64	-	-	268	-
B06110	Ocean fishing, commercial (using vessels over 3 tons)	705	64	-	-	268	-
	IX - Zamboanga Peninsula	19,878	15,588	521	9,461	2,253	26
B06110	Ocean fishing, commercial (using vessels over 3 tons)	19,678	11,600	521	9,461	2,210	-
B06120	Coastal fishing, municipal (using vessels of less than 3 tons)	S	S	S	S	S	S
B06300	Prawn culture	S	S	S	S	S	S
B06410	Fishpond operation (except fish breeding farms and nurseries)	S	S	S	S	S	S
	XI - Davao Region	4,646	3,787	-	3,347	3,600	-
B06110	Ocean fishing, commercial (using vessels over 3 tons)	S	S	-	S	S	-
B06410	Fishpond operation (except fish breeding farms and nurseries)	S	S	-	S	S	-
	XII - SOCCSKSARGEN	450,097	444,510	188,245	68,770	57,222	160
B06110	Ocean fishing, commercial (using vessels over 3 tons)	400,062	372,701	188,245	59,338	45,655	-
B06120	Coastal fishing, municipal (using vessels of less than 3 tons)	S	S	-	S	S	S
B06300	Prawn culture	15,256	1,086	-	1,776	3,749	160
B06410	Fishpond operation (except fish breeding farms and nurseries)	S	S	-	S	S	S
	XIII - Caraga	-	S	-	-	S	-
B06610	Pearl culture	-	S	-	-	S	-

TABLE 5a Number of Establishments and Cost by Type for Fishing Establishments with Total Employment of 20 and Over
by Region and Industry Sub-class: Philippines, 2009 (Continued)

(Value in thousand pesos. Details may not add up to total due to rounding and/or statistical disclosure control)

1994 PSIC Code	Region/ Industry Description	C o s t					
		Environmental Protection Expense	Royalty Fee	Franchise Fee	Bad and Doubtful Debts	Depreciation of Fixed Assets	Other Cost
		(13)	(14)	(15)	(16)	(17)	(18)
	Philippines	22	-	-	12,088	899,055	96,271
B06110	Ocean fishing, commercial (using vessels over 3 tons)	22	-	-	415	751,166	64,818
B06120	Coastal fishing, municipal (using vessels of less than 3 tons)	-	-	-	19	2,493	-
B06130	Fish corral fishing	-	-	-	-	-	-
B06210	Catching fish, crabs and crustaceans in inland waters	-	-	-	s	s	s
B06300	Prawn culture	-	-	-	380	24,944	11,851
B06410	Fishpond operation (except fish breeding farms and nurseries)	-	-	-	10,355	57,669	7,831
B06420	Fishpen and fishcage operation	-	-	-	-	3,072	6,215
B06430	Operation of fish breeding farms and nurseries	s	-	-	s	s	s
B06610	Pearl culture	-	-	-	-	26,278	690
B06800	Service activities incidental to fishing	s	-	-	s	s	s
	National Capital Region	-	-	-	919	463,664	34,357
B06110	Ocean fishing, commercial (using vessels over 3 tons)	-	-	-	s	s	s
B06800	Service activities incidental to fishing	-	-	-	s	s	s
	I - Ilocos Region	-	-	-	-	s	-
B06120	Coastal fishing, municipal (using vessels of less than 3 tons)	-	-	-	-	s	-
B06420	Fishpen and fishcage operation	-	-	-	-	s	-
	III - Central Luzon	-	-	-	723	10,459	963
B06410	Fishpond operation (except fish breeding farms and nurseries)	-	-	-	723	1,610	352
B06420	Fishpen and fishcage operation	-	-	-	s	s	s
B06430	Operation of fish breeding farms and nurseries	-	-	-	s	s	s
	IVA - CALABARZON	-	-	-	-	3,537	6,215
B06110	Ocean fishing, commercial (using vessels over 3 tons)	-	-	-	-	531	-
B06300	Prawn culture	-	-	-	-	608	-
B06420	Fishpen and fishcage operation	-	-	-	-	2,398	6,215
	IVB - MIMAROPA	-	-	-	195	26,910	946
B06110	Ocean fishing, commercial (using vessels over 3 tons)	-	-	-	s	s	s
B06410	Fishpond operation (except fish breeding farms and nurseries)	-	-	-	s	s	s
B06610	Pearl culture	-	-	-	-	26,250	690

TABLE 5a Number of Establishments and Cost by Type for Fishing Establishments with Total Employment of 20 and Over by Region and Industry Sub-class: Philippines, 2009 (Concluded)

(Value in thousand pesos. Details may not add up to total due to rounding and/or statistical disclosure control)

1994 PSIC Code	Region/ Industry Description	C o s t					Other Cost
		Environmental Protection Expense	Royalty Fee	Franchise Fee	Bad and Doubtful Debts	Depreciation of Fixed Assets	
		(13)	(14)	(15)	(16)	(17)	
	VI - Western Visayas	2	-	-	233	16,844	4,099
B06110	Ocean fishing, commercial (using vessels over 3 tons)	2	-	-	34	11,998	3,426
B06120	Coastal fishing, municipal (using vessels of less than 3 tons)	-	-	-	S	S	S
B06130	Fish corral fishing	-	-	-	S	S	S
B06300	Prawn culture	-	-	-	180	3,158	648
B06410	Fishpond operation (except fish breeding farms and nurseries)	-	-	-	-	1,612	25
	VII - Central Visayas	-	-	-	31	17,771	-
B06110	Ocean fishing, commercial (using vessels over 3 tons)	-	-	-	31	4,642	-
B06120	Coastal fishing, municipal (using vessels of less than 3 tons)	-	-	-	S	S	-
B06210	Catching fish, crabs and crustaceans in inland waters	-	-	-	S	S	-
B06300	Prawn culture	-	-	-	-	9,746	-
B06410	Fishpond operation (except fish breeding farms and nurseries)	-	-	-	-	S	-
B06610	Pearl culture	-	-	-	-	S	-
	VIII - Eastern Visayas	-	-	-	-	1,967	253
B06110	Ocean fishing, commercial (using vessels over 3 tons)	-	-	-	-	1,967	253
	IX - Zamboanga Peninsula	-	-	-	401	13,563	399
B06110	Ocean fishing, commercial (using vessels over 3 tons)	-	-	-	201	12,641	399
B06120	Coastal fishing, municipal (using vessels of less than 3 tons)	-	-	-	S	S	S
B06300	Prawn culture	-	-	-	S	S	S
B06410	Fishpond operation (except fish breeding farms and nurseries)	-	-	-	S	S	S
	XI - Davao Region	-	-	-	-	4,415	-
B06110	Ocean fishing, commercial (using vessels over 3 tons)	-	-	-	-	S	-
B06410	Fishpond operation (except fish breeding farms and nurseries)	-	-	-	-	S	-
	XII - SOCCSKSARGEN	20	-	-	9,588	339,397	49,038
B06110	Ocean fishing, commercial (using vessels over 3 tons)	20	-	-	-	279,786	30,406
B06120	Coastal fishing, municipal (using vessels of less than 3 tons)	S	-	-	S	S	S
B06300	Prawn culture	-	-	-	-	11,332	11,203
B06410	Fishpond operation (except fish breeding farms and nurseries)	S	-	-	S	S	S
	XIII - Caraga	-	-	-	-	S	-
B06610	Pearl culture	-	-	-	-	S	-

TABLE 5a.1 Number of Establishments and Intermediate Cost for Fishing Establishments with Total Employment of 20 and Over by Region and Industry Sub-class: Philippines, 2009

(Value in thousand pesos. Details may not add up to total due to rounding and/or statistical disclosure control)

1994 PSIC Code	Region/ Industry Description	Number of Establishments	Intermediate Cost		
			Total	Materials and Supplies Purchased	Fuels, Lubricants, Oils and Greases Purchased
			(1)	(2)	(3)
Philippines		137	8,273,496	2,668,667	3,907,877
B06110	Ocean fishing, commercial (using vessels over 3 tons)	86	6,653,871	1,485,105	3,837,751
B06120	Coastal fishing, municipal (using vessels of less than 3 tons)	7	18,839	4,292	11,329
B06130	Fish corral fishing				
B06210	Catching fish, crabs and crustaceans in inland waters	s	s	s	s
B06300	Prawn culture	13	318,699	225,813	13,126
B06410	Fishpond operation (except fish breeding farms and nurseries)	16	957,030	781,408	11,667
B06420	Fishpen and fishcage operation	3	36,364	24,331	3,534
B06430	Operation of fish breeding farms and nurseries	s	s	s	s
B06610	Pearl culture	8	142,620	120,994	25,327
B06800	Service activities incidental to fishing	s	s	s	s
National Capital Region		16	4,028,243	583,961	2,582,618
B06110	Ocean fishing, commercial (using vessels over 3 tons)	s	s	s	s
B06800	Service activities incidental to fishing	s	s	s	s
I - Ilocos Region		s	s	s	s
B06120	Coastal fishing, municipal (using vessels of less than 3 tons)	s	s	s	s
B06420	Fishpen and fishcage operation	s	s	s	s
III - Central Luzon		6	27,837	20,723	3,114
B06410	Fishpond operation (except fish breeding farms and nurseries)	4	12,858	10,107	1,914
B06420	Fishpen and fishcage operation	s	s	s	s
B06430	Operation of fish breeding farms and nurseries	s	s	s	s
IVA - CALABARZON		4	12,697	6,886	4,742
B06110	Ocean fishing, commercial (using vessels over 3 tons)	s	s	s	s
B06300	Prawn culture	s	s	s	s
B06420	Fishpen and fishcage operation	s	s	s	s
IVB - MIMAROPA		12	153,653	109,524	27,486
B06110	Ocean fishing, commercial (using vessels over 3 tons)	s	s	s	s
B06410	Fishpond operation (except fish breeding farms and nurseries)	s	s	s	s
B06610	Pearl culture	6	145,408	104,687	24,669

TABLE 5a.1 Number of Establishments and Intermediate Cost for Fishing Establishments with Total Employment of 20 and Over by Region and Industry Sub-class: Philippines, 2009 (Continued)

(Value in thousand pesos. Details may not add up to total due to rounding and/or statistical disclosure control)

1994 PSIC Code	Region/ Industry Description	Number of Establishments	Intermediate Cost		
			Total	Materials and Supplies Purchased	Fuels, Lubricants, Oils and Greases Purchased
		(1)	(2)	(3)	(4)
	VI - Western Visayas	22	166,150	29,593	118,775
B06110	Ocean fishing, commercial (using vessels over 3 tons)	13	133,236	9,470	116,901
B06120	Coastal fishing, municipal (using vessels of less than 3 tons)	s	s	s	s
B06130	Fish corral fishing	s	s	s	s
B06300	Prawn culture	3	25,460	14,853	1,722
B06410	Fishpond operation (except fish breeding farms and nurseries)	4	7,343	5,163	151
	VII - Central Visayas	22	219,136	159,091	14,783
B06110	Ocean fishing, commercial (using vessels over 3 tons)	12	31,644	20,222	10,040
B06120	Coastal fishing, municipal (using vessels of less than 3 tons)	s	s	s	s
B06210	Catching fish, crabs and crustaceans in inland waters	s	s	s	s
B06300	Prawn culture	5	106,240	78,787	2,192
B06410	Fishpond operation (except fish breeding farms and nurseries)	s	s	s	s
B06610	Pearl culture	s	s	s	s
	VIII - Eastern Visayas	4	31,880	2,614	28,545
B06110	Ocean fishing, commercial (using vessels over 3 tons)	4	31,880	2,614	28,545
	IX - Zamboanga Peninsula	12	343,057	30,508	266,439
B06110	Ocean fishing, commercial (using vessels over 3 tons)	9	329,898	27,408	257,166
B06120	Coastal fishing, municipal (using vessels of less than 3 tons)	s	s	s	s
B06300	Prawn culture	s	s	s	s
B06410	Fishpond operation (except fish breeding farms and nurseries)	s	s	s	s
	XI - Davao Region	4	90,111	59,536	2,026
B06110	Ocean fishing, commercial (using vessels over 3 tons)	s	s	s	s
B06410	and nurseries)	s	s	s	s
	XII - SOCCSKSARGEN	31	3,192,547	1,647,469	858,619
B06110	Ocean fishing, commercial (using vessels over 3 tons)	25	2,219,591	854,046	840,717
B06120	Coastal fishing, municipal (using vessels of less than 3 tons)	s	s	s	s
B06300	Prawn culture	3	182,935	129,181	9,140
B06410	Fishpond operation (except fish breeding farms and nurseries)	s	s	s	s
	XIII - Caraga	s	s	s	s
B06610	Pearl culture	s	s	s	s

TABLE 5a.1 Number of Establishments and Intermediate Cost for Fishing Establishments with Total Employment of 20 and Over by Region and Industry Sub-class: Philippines, 2009 (Continued)

(Value in thousand pesos. Details may not add up to total due to rounding and/or statistical disclosure control)

1994 PSIC Code	Region/ Industry Description	Intermediate Cost							
		Electricity and Water Purchased	Fishery Services Done by Others	Industrial Services Done by Others	Beginning Less Ending Inventory of Materials, Supplies				
		(5)	(6)	(7)	(8)				
	Philippines	510,511	104,582	1,158,248	(76,388)				
B06110	Ocean fishing, commercial (using vessels over 3 tons)	269,281	27,466	1,070,301	(36,033)				
B06120	Coastal fishing, municipal	}	}	}	}				
	(using vessels of less than 3 tons)					1,444	4	1,769	1
B06130	Fish corral fishing								
B06210	Catching fish, crabs and crustaceans in inland waters	s	s	s	s				
B06300	Prawn culture	65,579	5,012	15,463	(6,295)				
B06410	Fishpond operation (except fish breeding farms and nurseries)	64,961	64,089	39,745	(4,840)				
B06420	Fishpen and fishcage operation	549	8,000	-	(50)				
B06430	Operation of fish breeding farms and nurseries	s	s	s	s				
B06610	Pearl culture	4,668	10	20,224	(28,603)				
B06800	Service activities incidental to fishing	s	s	s	s				
	National Capital Region	191,733	2,901	654,852	12,178				
B06110	Ocean fishing, commercial (using vessels over 3 tons)	s	s	s	s				
B06800	Service activities incidental to fishing	s	s	s	s				
	I - Ilocos Region	s	s	s	-				
B06120	Coastal fishing, municipal	}	}	}	}				
	(using vessels of less than 3 tons)					s	s	s	-
B06420	Fishpen and fishcage operation					s	s	s	-
	III - Central Luzon	2,743	-	1,350	(92)				
B06410	Fishpond operation (except fish breeding farms and nurseries)	319	-	561	(42)				
B06420	Fishpen and fishcage operation	s	-	s	s				
B06430	Operation of fish breeding farms and nurseries	s	-	s	s				
	IVA - CALABARZON	769	-	446	(147)				
B06110	Ocean fishing, commercial (using vessels over 3 tons)	s	-	s	s				
B06300	Prawn culture	s	-	s	s				
B06420	Fishpen and fishcage operation	s	-	s	s				
	IVB - MIMAROPA	4,774	59	20,647	(8,837)				
B06110	Ocean fishing, commercial (using vessels over 3 tons)	s	s	s	s				
B06410	Fishpond operation (except fish breeding farms and nurseries)	s	s	s	s				
B06610	Pearl culture	4,661	10	20,224	(8,843)				

TABLE 5a.1 Number of Establishments and Intermediate Cost for Fishing Establishments with Total Employment of 20 and Over by Region and Industry Sub-class: Philippines, 2009 (Concluded)

(Value in thousand pesos. Details may not add up to total due to rounding and/or statistical disclosure control)

1994 PSIC Code	Region/ Industry Description	Intermediate Cost			
		Electricity and Water Purchased	Fishery Services Done by Others	Industrial Services Done by Others	Beginning Less Ending Inventory of Materials, Supplies
		(5)	(6)	(7)	(8)
	VI - Western Visayas	9,355	1,013	5,139	2,276
B06110	Ocean fishing, commercial (using vessels over 3 tons)	2,188	-	3,945	732
B06120	Coastal fishing, municipal (using vessels of less than 3 tons)	s	s	s	s
B06130	Fish corral fishing	s	s	s	s
B06300	Prawn culture	7,099	458	87	1,242
B06410	Fishpond operation (except fish breeding farms and nurseries)	66	554	1,107	302
	VII - Central Visayas	29,673	15,633	441	(484)
B06110	Ocean fishing, commercial (using vessels over 3 tons)	214	216	179	773
B06120	Coastal fishing, municipal (using vessels of less than 3 tons)	s	s	s	s
B06210	Catching fish, crabs and crustaceans in inland waters	s	s	s	s
B06300	Prawn culture	21,457	3,869	-	(65)
B06410	Fishpond operation (except fish breeding farms and nurseries)	s	s	s	s
B06610	Pearl culture	s	s	s	s
	VIII - Eastern Visayas	27	17	705	(27)
B06110	Ocean fishing, commercial (using vessels over 3 tons)	27	17	705	(27)
	IX - Zamboanga Peninsula	26,868	561	19,878	(1,196)
B06110	Ocean fishing, commercial (using vessels over 3 tons)	26,583	261	19,678	(1,197)
B06120	Coastal fishing, municipal (using vessels of less than 3 tons)	s	s	s	s
B06300	Prawn culture	s	s	s	s
B06410	Fishpond operation (except fish breeding farms and nurseries)	s	s	s	s
	XI - Davao Region	6,334	18,636	4,646	(1,067)
B06110	Ocean fishing, commercial (using vessels over 3 tons)	s	s	s	s
B06410	and nurseries)	s	s	s	s
	XII - SOCCSKSARGEN	237,835	57,759	450,097	(59,231)
B06110	Ocean fishing, commercial (using vessels over 3 tons)	149,898	24,063	400,062	(49,194)
B06120	Coastal fishing, municipal (using vessels of less than 3 tons)	s	s	s	s
B06300	Prawn culture	36,254	385	15,256	(7,279)
B06410	Fishpond operation (except fish breeding farms and nurseries)	s	s	s	s
	XIII - Caraga	s	-	-	s
B06610	Pearl culture	s	-	-	s

TABLE 5a.2 Number of Establishments and Cost of Industrial Services Done by Others for Fishing Establishments with Total Employment of 20 and Over by Region and Industry Sub-class: Philippines, 2009

(Value in thousand pesos. Details may not add up to total due to rounding and/or statistical disclosure control)

1994 PSIC Code	Region/ Industry Description	Number of Establishments	Industrial Services Done by Others		
			Total	Contract and Commission Work Done by Others	Other Industrial Services Done by Others
			(1)	(2)	(3)
	Philippines	137	1,158,248	232,636	925,612
B06110	Ocean fishing, commercial (using vessels over 3 tons)	86	1,070,301	199,878	870,423
B06120	Coastal fishing, municipal (using vessels of less than 3 tons)	}			
B06130	Fish corral fishing	}			
B06210	Catching fish, crabs and crustaceans in inland waters	s	s	s	s
B06300	Prawn culture	13	15,463	639	14,824
B06410	Fishpond operation (except fish breeding farms and nurseries)	16	39,745	12,914	26,832
B06420	Fishpen and fishcage operation	3	-	-	-
B06430	Operation of fish breeding farms and nurseries	s	s	s	s
B06610	Pearl culture	8	20,224	18,412	1,811
B06800	Service activities incidental to fishing	s	s	s	s
	National Capital Region	16	654,852	81,644	573,207
B06110	Ocean fishing, commercial (using vessels over 3 tons)	s	s	s	s
B06800	Service activities incidental to fishing	s	s	s	s
	I - Ilocos Region	s	s	s	s
B06120	Coastal fishing, municipal (using vessels of less than 3 tons)	s	s	s	s
B06420	Fishpen and fishcage operation	s	s	s	s
	III - Central Luzon	6	1,350	-	1,350
B06410	Fishpond operation (except fish breeding farms and nurseries)	4	561	-	561
B06420	Fishpen and fishcage operation	s	s	-	s
B06430	Operation of fish breeding farms and nurseries	s	s	-	s
	IVA - CALABARZON	4	446	326	121
B06110	Ocean fishing, commercial (using vessels over 3 tons)	s	s	s	s
B06300	Prawn culture	s	s	s	s
B06420	Fishpen and fishcage operation	s	s	s	s
	IVB - MIMAROPA	12	20,647	18,442	2,204
B06110	Ocean fishing, commercial (using vessels over 3 tons)	s	s	s	s
B06410	Fishpond operation (except fish breeding farms and nurseries)	s	s	s	s
B06610	Pearl culture	6	20,224	18,412	1,811

TABLE 5a.2 Number of Establishments and Cost of Industrial Services Done by Others for Fishing Establishments with Total Employment of 20 and Over by Region and Industry Sub-class: Philippines, 2009 (Concluded)

(Value in thousand pesos. Details may not add up to total due to rounding and/or statistical disclosure control)

1994 PSIC Code	Region/ Industry Description	Number of Establishments	Industrial Services Done by Others		
			Total	Contract and Commission Work Done	Other Industrial Services Done by Others
			(1)	(2)	(3)
VI - Western Visayas		22	5,139	416	4,723
B06110	Ocean fishing, commercial (using vessels over 3 tons)	13	3,945	416	3,529
B06120	Coastal fishing, municipal (using vessels of less than 3 tons)	s	s	s	s
B06130	Fish corral fishing	s	s	s	s
B06300	Prawn culture	3	87	-	87
B06410	Fishpond operation (except fish breeding farms and nurseries)	4	1,107	-	1,107
VII - Central Visayas		22	441	18	423
B06110	Ocean fishing, commercial (using vessels over 3 tons)	12	179	-	179
B06120	Coastal fishing, municipal (using vessels of less than 3 tons)	s	s	s	s
B06210	Catching fish, crabs and crustaceans in inland waters	s	s	s	s
B06300	Prawn culture	5	-	-	-
B06410	Fishpond operation (except fish breeding farms and nurseries)	s	s	s	s
B06610	Pearl culture	s	s	s	s
VIII - Eastern Visayas		4	705	-	705
B06110	Ocean fishing, commercial (using vessels over 3 tons)	4	705	-	705
IX - Zamboanga Peninsula		12	19,878	235	19,643
B06110	Ocean fishing, commercial (using vessels over 3 tons)	9	19,678	35	19,643
B06120	Coastal fishing, municipal (using vessels of less than 3 tons)	s	s	s	s
B06300	Prawn culture	s	s	s	s
B06410	Fishpond operation (except fish breeding farms and nurseries)	s	s	s	s
XI - Davao Region		4	4,646	1,707	2,939
B06110	Ocean fishing, commercial (using vessels over 3 tons)	s	s	s	s
B06410	Fishpond operation (except fish breeding farms and nurseries)	s	s	s	s
XII - SOCCSKSARGEN		31	450,097	129,809	320,288
B06110	Ocean fishing, commercial (using vessels over 3 tons)	25	400,062	117,407	282,655
B06120	Coastal fishing, municipal (using vessels of less than 3 tons)	s	s	s	s
B06300	Prawn culture	3	15,256	639	14,616
B06410	Fishpond operation (except fish breeding farms and nurseries)	s	s	s	s
XIII - Caraga		s	-	-	-
B06610	Pearl culture	s	-	-	-

TABLE 5a.3 Number of Establishments and Cost of Non-Industrial Services Done by Others for Fishing Establishments with Total Employment of 20 and Over by Region and Industry Sub-class: Philippines, 2009

(Value in thousand pesos. Details may not add up to total due to rounding and/or statistical disclosure control)

1994 PSIC Code	Region/ Industry Description	Number of Establishments	Non-Industrial Services Done by Others				
			Total	Rent Income from Land	Rent Income from Building and Other Structures	Other Rental Income	Other Non-industrial Services Done by Others
			(1)	(2)	(3)	(4)	(5)
	Philippines	137	881,291	7,297	64,119	3,784	806,091
B06110	Ocean fishing, commercial (using vessels over 3 tons)	86	618,720	2,214	31,868	2,322	582,316
B06120	Coastal fishing, municipal (using vessels of less than 3 tons)	7	4,671	16	-	-	4,655
B06130	Fish corral fishing						
B06210	Catching fish, crabs and crustaceans in inland waters	s	s	s	s	s	s
B06300	Prawn culture	13	6,311	2,373	132	-	3,806
B06410	Fishpond operation (except fish breeding farms and nurseries)	16	76,105	1,056	8,345	1,257	65,446
B06420	Fishpen and fishcage operation	3	1,500	-	-	-	1,500
B06430	Operation of fish breeding farms and nurseries	s	s	s	s	s	s
B06610	Pearl culture	8	82,609	1,638	17,169	-	63,803
B06800	Service activities incidental to fishing	s	s	s	s	s	s
	National Capital Region	16	314,121	2,031	33,300	1,777	277,013
B06110	Ocean fishing, commercial (using vessels over 3 tons)	s	s	s	s	s	s
B06800	Service activities incidental to fishing	s	s	s	s	s	s
	I - Ilocos Region	s	s	-	-	-	s
B06120	Coastal fishing, municipal (using vessels of less than 3 tons)	s	s	-	-	-	s
B06420	Fishpen and fishcage operation	s	s	-	-	-	s
	III - Central Luzon	6	2,262	-	-	204	2,058
B06410	Fishpond operation (except fish breeding farms and nurseries)	4	406	-	-	-	406
B06420	Fishpen and fishcage operation	s	s	-	-	s	s
B06430	Operation of fish breeding farms and nurseries	s	s	-	-	s	s
	IVA - CALABARZON	4	856	-	-	-	856
B06110	Ocean fishing, commercial (using vessels over 3 tons)	s	s	-	-	-	s
B06300	Prawn culture	s	s	-	-	-	s
B06420	Fishpen and fishcage operation	s	s	-	-	-	s
	IVB - MIMAROPA	12	81,901	1,601	17,085	384	62,832
B06110	Ocean fishing, commercial (using vessels over 3 tons)	s	s	s	s	s	s
B06410	Fishpond operation (except fish breeding farms and nurseries)	s	s	s	s	s	s
B06610	Pearl culture	6	80,964	1,533	17,085	-	62,347

TABLE 5a.3 Number of Establishments and Cost of Non-Industrial Services Done by Others for Fishing Establishments with Total Employment of 20 and Over by Region and Industry Sub-class: Philippines, 2009 (Concluded)

(Value in thousand pesos. Details may not add up to total due to rounding and/or statistical disclosure control)

1994 PSIC Code	Region/ Industry Description	Number of Establishments	Non-Industrial Services Done by Others				
			Total	Rent Income from Land	Rent Income from Building and Other Structures	Other Rental Income	Other Non-industrial Services Done by Others
			(1)	(2)	(3)	(4)	(5)
VI - Western Visayas		22	12,783	2,389	2,100	-	8,294
B06110	Ocean fishing, commercial (using vessels over 3 tons)	13	8,197	-	2,100	-	6,097
B06120	Coastal fishing, municipal (using vessels of less than 3 tons)	s	s	s	s	-	s
B06130	Fish corral fishing	s	s	s	s	-	s
B06300	Prawn culture	3	2,723	2,373	-	-	350
B06410	Fishpond operation (except fish breeding farms and nurseries)	4	464	-	-	-	464
VII - Central Visayas		22	3,194	-	216	70	2,908
B06110	Ocean fishing, commercial (using vessels over 3 tons)	12	572	-	-	70	502
B06120	Coastal fishing, municipal (using vessels of less than 3 tons)	s	s	-	s	s	s
B06210	Catching fish, crabs and crustaceans in inland waters	s	s	-	s	s	s
B06300	Prawn culture	5	1,078	-	132	-	946
B06410	Fishpond operation (except fish breeding farms and nurseries)	s	s	-	s	-	s
B06610	Pearl culture	s	s	-	s	-	s
VIII - Eastern Visayas		4	64	-	-	-	64
B06110	Ocean fishing, commercial (using vessels over 3 tons)	4	64	-	-	-	64
IX - Zamboanga Peninsula		12	15,588	-	-	-	15,588
B06110	Ocean fishing, commercial (using vessels over 3 tons)	9	11,600	-	-	-	11,600
B06120	Coastal fishing, municipal (using vessels of less than 3 tons)	s	s	-	-	-	s
B06300	Prawn culture	s	s	-	-	-	s
B06410	Fishpond operation (except fish breeding farms and nurseries)	s	s	-	-	-	s
XI - Davao Region		4	3,787	1,006	2,150	16	615
B06110	Ocean fishing, commercial (using vessels over 3 tons)	s	s	s	s	s	s
B06410	Fishpond operation (except fish breeding farms and nurseries)	s	s	s	s	s	s
XII - SOCCSKSARGEN		31	444,510	165	9,268	1,332	433,745
B06110	Ocean fishing, commercial (using vessels over 3 tons)	25	372,701	165	3,073	75	369,389
B06120	Coastal fishing, municipal (using vessels of less than 3 tons)	s	s	s	s	s	s
B06300	Prawn culture	3	1,086	-	-	-	1,086
B06410	Fishpond operation (except fish breeding farms and nurseries)	s	s	s	s	s	s
XIII - Caraga		s	s	s	-	-	s
B06610	Pearl culture	s	s	s	-	-	s

TABLE 6a Number of Establishments and Capital Expenditures for Tangible Fixed Assets by Type for Fishing Establishments with Total Employment of 20 and Over by Region and Industry Sub-class: Philippines, 2009

(Value in thousand pesos. Details may not add-up to total due to rounding and/or statistical disclosure control)

1994 PSIC Code	Region/ Industry Description	Number of Establishments	Capital Expenditures for Tangible Fixed Assets				
			Total	Land	Aquafarm	Buildings, Other Structures and Land Improvements	Cultivated Assets
			(1)	(2)	(3)	(4)	(5)
	Philippines	137	584,935	48,165	9,651	151,308	3,804
B06110	Ocean fishing, commercial (using vessels over 3 tons)	86	451,956	47,615	-	102,168	-
B06120	Coastal fishing, municipal (using vessels of less than 3 tons)	7	2,517	-	-	2,505	-
B06130	Fish corral fishing						
B06210	Catching fish, crabs and crustaceans in inland waters	s	s	s	s	s	s
B06300	Prawn culture	13	24,351	-	8,069	-	3,804
B06410	Fishpond operation (except fish breeding farms and nurseries)	16	79,384	-	1,582	36,927	-
B06420	Fishpen and fishcage operation	3	-	-	-	-	-
B06430	Operation of fish breeding farms and nurseries	s	s	s	s	s	s
B06610	Pearl culture	8	11,469	550	-	6,924	-
B06800	Service activities incidental to fishing	s	s	s	s	s	s
	National Capital Region	16	191,623	681	-	67,116	-
B06110	Ocean fishing, commercial (using vessels over 3 tons)	s	s	s	-	s	-
B06800	Service activities incidental to fishing	s	s	s	-	s	-
	I - Ilocos Region	s	s	-	-	-	-
B06120	Coastal fishing, municipal (using vessels of less than 3 tons)	s	s	-	-	-	-
B06420	Fishpen and fishcage operation	s	s	-	-	-	-
	III - Central Luzon	6	177	-	-	137	-
B06410	Fishpond operation (except fish breeding farms and nurseries)	4	177	-	-	137	-
B06420	Fishpen and fishcage operation	s	-	-	-	-	-
B06430	Operation of fish breeding farms and nurseries	s	-	-	-	-	-
	IVA - CALABARZON	4	-	-	-	-	-
B06110	Ocean fishing, commercial (using vessels over 3 tons)	s	-	-	-	-	-
B06300	Prawn culture	s	-	-	-	-	-
B06420	Fishpen and fishcage operation	s	-	-	-	-	-
	IVB - MIMAROPA	12	11,994	550	-	6,929	-
B06110	Ocean fishing, commercial (using vessels over 3 tons)	s	s	s	-	s	-
B06410	Fishpond operation (except fish breeding farms and nurseries)	s	s	s	-	s	-
B06610	Pearl culture	6	11,354	550	-	6,924	-

TABLE 6a Number of Establishments and Capital Expenditures for Tangible Fixed Assets by Type for Fishing Establishments with Total Employment of 20 and Over by Region and Industry Sub-class: Philippines, 2009 (Continued)

(Value in thousand pesos. Details may not add-up to total due to rounding and/or statistical disclosure control)

1994 PSIC Code	Region/ Industry Description	Number of Establishments	Capital Expenditures for Tangible Fixed Assets				
			Total	Land	Aquafarm	Buildings, Other Structures and Land Improvements	Cultivated Assets
			(1)	(2)	(3)	(4)	(5)
	VI - Western Visayas	22	7,798	-	-	806	-
B06110	Ocean fishing, commercial (using vessels over 3 tons)	13	5,170	-	-	806	-
B06120	Coastal fishing, municipal (using vessels of less than 3 tons)	s	s	-	-	s	-
B06130	Fish corral fishing	s	s	-	-	s	-
B06300	Prawn culture	3	2,090	-	-	-	-
B06410	Fishpond operation (except fish breeding farms and nurseries)	4	538	-	-	-	-
	VII - Central Visayas	22	23,205	-	8,069	2,253	-
B06110	Ocean fishing, commercial (using vessels over 3 tons)	12	41	-	-	-	-
B06120	Coastal fishing, municipal (using vessels of less than 3 tons)	s	s	-	-	s	-
B06210	Catching fish, crabs and crustaceans in inland waters	s	s	-	-	s	-
B06300	Prawn culture	5	18,408	-	8,069	-	-
B06410	Fishpond operation (except fish breeding farms and nurseries)	s	s	-	-	s	-
B06610	Pearl culture	s	s	-	-	s	-
	VIII - Eastern Visayas	4	6,440	-	-	-	-
B06110	Ocean fishing, commercial (using vessels over 3 tons)	4	6,440	-	-	-	-
	IX - Zamboanga Peninsula	12	14,785	300	-	2,350	-
B06110	Ocean fishing, commercial (using vessels over 3 tons)	9	12,435	300	-	-	-
B06120	Coastal fishing, municipal (using vessels of less than 3 tons)	s	s	s	-	s	-
B06300	Prawn culture	s	s	s	-	s	-
B06410	Fishpond operation (except fish breeding farms and nurseries)	s	s	s	-	s	-
	XI - Davao Region	4	-	-	-	-	-
B06110	Ocean fishing, commercial (using vessels over 3 tons)	s	-	-	-	-	-
B06410	Fishpond operation (except fish breeding farms and nurseries)	s	-	-	-	-	-
	XII - SOCCSKSARGEN	31	328,901	46,634	1,582	71,718	3,804
B06110	Ocean fishing, commercial (using vessels over 3 tons)	25	250,865	46,634	-	37,026	-
B06120	Coastal fishing, municipal (using vessels of less than 3 tons)	s	s	s	s	s	s
B06300	Prawn culture	3	3,853	-	-	-	3,804
B06410	Fishpond operation (except fish breeding farms and nurseries)	s	s	s	s	s	s
	XIII - Caraga	s	s	-	-	-	-
B06610	Pearl culture	s	s	-	-	-	-

TABLE 6a Number of Establishments and Capital Expenditures for Tangible Fixed Assets by Type for Fishing Establishments with Total Employment of 20 and Over by Region and Industry Sub-class: Philippines, 2009 (Continued)

(Value in thousand pesos. Details may not add-up to total due to rounding and/or statistical disclosure control)

1994 PSIC Code	Region/ Industry Description	Capital Expenditures for Tangible Fixed Assets					
		Fishing boat/craft/ vessel	Transport Equipment	ICT Machinery and Equipment	Other Machinery and Equipment	Valuables	Other Tangible Fixed Assets
		(7)	(8)	(9)	(10)	(11)	(12)
	Philippines	113,679	27,890	11,376	112,716	-	106,345
B06110	Ocean fishing, commercial (using vessels over 3 tons)	112,823	15,085	6,821	61,109	-	106,336
B06120	Coastal fishing, municipal (using vessels of less than 3 tons)	12	-	-	-	-	-
B06130	Fish corral fishing						
B06210	Catching fish, crabs and crustaceans in inland waters	S	S	S	S	-	S
B06300	Prawn culture	-	1,825	78	10,566	-	9
B06410	Fishpond operation (except fish breeding farms and nurseries)	-	9,746	2,722	28,407	-	-
B06420	Fishpen and fishcage operation	-	-	-	-	-	-
B06430	Operation of fish breeding farms and nurseries	S	S	S	S	-	S
B06610	Pearl culture	844	-	92	3,059	-	-
B06800	Service activities incidental to fishing	S	S	S	S	-	S
	National Capital Region	55,983	2,909	1,705	63,071	-	158
B06110	Ocean fishing, commercial (using vessels over 3 tons)	S	S	S	S	-	S
B06800	Service activities incidental to fishing	S	S	S	S	-	S
	I - Ilocos Region	S	-	-	-	-	-
B06120	Coastal fishing, municipal (using vessels of less than 3 tons)	S	-	-	-	-	-
B06420	Fishpen and fishcage operation	S	-	-	-	-	-
	III - Central Luzon	-	-	8	32	-	-
B06410	Fishpond operation (except fish breeding farms and nurseries)	-	-	8	32	-	-
B06420	Fishpen and fishcage operation	-	-	-	-	-	-
B06430	Operation of fish breeding farms and nurseries	-	-	-	-	-	-
	IVA - CALABARZON	-	-	-	-	-	-
B06110	Ocean fishing, commercial (using vessels over 3 tons)	-	-	-	-	-	-
B06300	Prawn culture	-	-	-	-	-	-
B06420	Fishpen and fishcage operation	-	-	-	-	-	-
	IVB - MIMAROPA	1,089	300	92	2,944	-	90
B06110	Ocean fishing, commercial (using vessels over 3 tons)	S	S	S	S	-	S
B06410	Fishpond operation (except fish breeding farms and nurseries)	S	S	S	S	-	S
B06610	Pearl culture	844	-	92	2,944	-	-

TABLE 6a Number of Establishments and Capital Expenditures for Tangible Fixed Assets by Type for Fishing Establishments with Total Employment of 20 and Over by Region and Industry Sub-class: Philippines, 2009 (Concluded)

(Value in thousand pesos. Details may not add-up to total due to rounding and/or statistical disclosure control)

1994 PSIC Code	Region/ Industry Description	Capital Expenditures for Tangible Fixed Assets					
		Fishing boat/craft/ vessel	Transport Equipment	ICT Machinery and Equipment	Other Machinery and Equipment	Valuables	Other Tangible Fixed Assets
		(7)	(8)	(9)	(10)	(11)	(12)
	VI - Western Visayas	25	3,388	86	3,493	-	-
B06110	Ocean fishing, commercial (using vessels over 3 tons)	25	1,320	-	3,019	-	-
B06120	Coastal fishing, municipal (using vessels of less than 3 tons)	s	s	s	s	-	-
B06130	Fish corral fishing	s	s	s	s	-	-
B06300	Prawn culture	-	1,825	78	187	-	-
B06410	Fishpond operation (except fish breeding farms and nurseries)	-	243	9	287	-	-
	VII - Central Visayas	-	-	-	12,882	-	-
B06110	Ocean fishing, commercial (using vessels over 3 tons)	-	-	-	41	-	-
B06120	Coastal fishing, municipal (using vessels of less than 3 tons)	-	-	-	s	-	-
B06210	Catching fish, crabs and crustaceans in inland waters	-	-	-	s	-	-
B06300	Prawn culture	-	-	-	10,339	-	-
B06410	Fishpond operation (except fish breeding farms and nurseries)	-	-	-	s	-	-
B06610	Pearl culture	-	-	-	s	-	-
	VIII - Eastern Visayas	5,200	-	-	1,240	-	-
B06110	Ocean fishing, commercial (using vessels over 3 tons)	5,200	-	-	1,240	-	-
	IX - Zamboanga Peninsula	10,594	1,413	-	128	-	-
B06110	Ocean fishing, commercial (using vessels over 3 tons)	10,594	1,413	-	128	-	-
B06120	Coastal fishing, municipal (using vessels of less than 3 tons)	s	s	-	s	-	-
B06300	Prawn culture	s	s	-	s	-	-
B06410	Fishpond operation (except fish breeding farms and nurseries)	s	s	-	s	-	-
	XI - Davao Region	-	-	-	-	-	-
B06110	Ocean fishing, commercial (using vessels over 3 tons)	-	-	-	-	-	-
B06410	Fishpond operation (except fish breeding farms and nurseries)	-	-	-	-	-	-
	XII - SOCCSKSARGEN	40,776	19,879	9,484	28,926	-	106,097
B06110	Ocean fishing, commercial (using vessels over 3 tons)	40,776	10,376	6,779	3,186	-	106,087
B06120	Coastal fishing, municipal (using vessels of less than 3 tons)	s	s	s	s	-	s
B06300	Prawn culture	-	-	-	40	-	9
B06410	Fishpond operation (except fish breeding farms and nurseries)	s	s	s	s	-	s
	XIII - Caraga	-	-	-	-	-	-
B06610	Pearl culture	-	-	-	-	-	-

TABLE 6a.1 Number of Establishments and Capital Expenditures for Directly Imported Tangible Fixed Assets for Fishing Establishments with Total Employment of 20 and over by Region and Industry Sub-class: Philippines, 2009

(Value in thousand pesos. Details may not add-up to total due to rounding and/or statistical disclosure control)

1994 PSIC Code	Region/ Industry Description	Number of Establishments	Directly Imported Tangible Fixed Assets			
			Total	Cultivated Assets	Fishing boat/craft/ vessel	Transport Equipment
			(1)	(2)	(3)	(4)
	Philippines	137	-	-	-	-
B06110	Ocean fishing, commercial (using vessels over 3 tons)	86	-	-	-	-
B06120	Coastal fishing, municipal (using vessels of less than 3 tons)	7	-	-	-	-
B06130	Fish corral fishing					
B06210	Catching fish, crabs and crustaceans in inland waters	s	-	-	-	-
B06300	Prawn culture	13	-	-	-	-
B06410	Fishpond operation (except fish breeding farms and nurseries)	16	-	-	-	-
B06420	Fishpen and fishcage operation	3	-	-	-	-
B06430	Operation of fish breeding farms and nurseries	s	-	-	-	-
B06610	Pearl culture	8	-	-	-	-
B06800	Service activities incidental to fishing	s	-	-	-	-
	National Capital Region	16	-	-	-	-
B06110	Ocean fishing, commercial (using vessels over 3 tons)	s	-	-	-	-
B06800	Service activities incidental to fishing	s	-	-	-	-
	I - Ilocos Region	s	-	-	-	-
B06120	Coastal fishing, municipal (using vessels of less than 3 tons)	s	-	-	-	-
B06420	Fishpen and fishcage operation	s	-	-	-	-
	III - Central Luzon	6	-	-	-	-
B06410	Fishpond operation (except fish breeding farms and nurseries)	4	-	-	-	-
B06420	Fishpen and fishcage operation	s	-	-	-	-
B06430	Operation of fish breeding farms and nurseries	s	-	-	-	-
	IVA - CALABARZON	4	-	-	-	-
B06110	Ocean fishing, commercial (using vessels over 3 tons)	s	-	-	-	-
B06300	Prawn culture	s	-	-	-	-
B06420	Fishpen and fishcage operation	s	-	-	-	-
	IVB - MIMAROPA	12	-	-	-	-
B06110	Ocean fishing, commercial (using vessels over 3 tons)	s	-	-	-	-
B06410	Fishpond operation (except fish breeding farms and nurseries)	s	-	-	-	-
B06610	Pearl culture	6	-	-	-	-

TABLE 6a.1 Number of Establishments and Capital Expenditures for Directly Imported Tangible Fixed Assets for Fishing Establishments with Total Employment of 20 and over by Region and Industry Sub-class: Philippines, 2009 *(Continued)*

(Value in thousand pesos. Details may not add-up to total due to rounding and/or statistical disclosure control)

1994 PSIC Code	Region/ Industry Description	Number of Establishments	Directly Imported Tangible Fixed Assets			
			Total	Cultivated Assets	Fishing boat/craft/ vessel	Transport Equipment
			(1)	(2)	(3)	(4)
	VI - Western Visayas	22	-	-	-	-
B06110	Ocean fishing, commercial (using vessels over 3 tons)	13	-	-	-	-
B06120	Coastal fishing, municipal (using vessels of less than 3 tons)	s	-	-	-	-
B06130	Fish corral fishing	s	-	-	-	-
B06300	Prawn culture	3	-	-	-	-
B06410	Fishpond operation (except fish breeding farms and nurseries)	4	-	-	-	-
	VII - Central Visayas	22	-	-	-	-
B06110	Ocean fishing, commercial (using vessels over 3 tons)	12	-	-	-	-
B06120	Coastal fishing, municipal (using vessels of less than 3 tons)	s	-	-	-	-
B06210	Catching fish, crabs and crustaceans in inland waters	s	-	-	-	-
B06300	Prawn culture	5	-	-	-	-
B06410	Fishpond operation (except fish breeding farms and nurseries)	s	-	-	-	-
B06610	Pearl culture	s	-	-	-	-
	VIII - Eastern Visayas	4	-	-	-	-
B06110	Ocean fishing, commercial (using vessels over 3 tons)	4	-	-	-	-
	IX - Zamboanga Peninsula	12	-	-	-	-
B06110	Ocean fishing, commercial (using vessels over 3 tons)	9	-	-	-	-
B06120	Coastal fishing, municipal (using vessels of less than 3 tons)	s	-	-	-	-
B06300	Prawn culture	s	-	-	-	-
B06410	Fishpond operation (except fish breeding farms and nurseries)	s	-	-	-	-
	XI - Davao Region	4	-	-	-	-
B06110	Ocean fishing, commercial (using vessels over 3 tons)	s	-	-	-	-
B06410	Fishpond operation (except fish breeding farms and nurseries)	s	-	-	-	-
	XII - SOCCSKSARGEN	31	-	-	-	-
B06110	Ocean fishing, commercial (using vessels over 3 tons)	25	-	-	-	-
B06120	Coastal fishing, municipal (using vessels of less than 3 tons)	s	-	-	-	-
B06300	Prawn culture	3	-	-	-	-
B06410	Fishpond operation (except fish breeding farms and nurseries)	s	-	-	-	-
	XIII - Caraga	s	-	-	-	-
B06610	Pearl culture	s	-	-	-	-

TABLE 6a.1 Number of Establishments and Capital Expenditures for Directly Imported Tangible Fixed Assets for Fishing Establishments with Total Employment of 20 and over by Region and Industry Sub-class: Philippines, 2009 *(Continued)*

(Value in thousand pesos. Details may not add-up to total due to rounding and/or statistical disclosure control)

1994 PSIC Code	Region/ Industry Description	Directly Imported Tangible Fixed Assets			
		ICT Machinery and Equipment	Other Machinery and Equipment	Valuables	Other Tangible Fixed Assets
		(6)	(7)	(8)	(9)
	Philippines	-	-	-	-
B06110	Ocean fishing, commercial (using vessels over 3 tons)	-	-	-	-
B06120	Coastal fishing, municipal (using vessels of less than 3 tons)	-	-	-	-
B06130	Fish corral fishing	-	-	-	-
B06210	Catching fish, crabs and crustaceans in inland waters	-	-	-	-
B06300	Prawn culture	-	-	-	-
B06410	Fishpond operation (except fish breeding farms and nurseries)	-	-	-	-
B06420	Fishpen and fishcage operation	-	-	-	-
B06430	Operation of fish breeding farms and nurseries	-	-	-	-
B06610	Pearl culture	-	-	-	-
B06800	Service activities incidental to fishing	-	-	-	-
	National Capital Region	-	-	-	-
B06110	Ocean fishing, commercial (using vessels over 3 tons)	-	-	-	-
B06800	Service activities incidental to fishing	-	-	-	-
	I- Ilocos Region	-	-	-	-
B06120	Coastal fishing, municipal (using vessels of less than 3 tons)	-	-	-	-
B06420	Fishpen and fishcage operation	-	-	-	-
	III - Central Luzon	-	-	-	-
B06410	Fishpond operation (except fish breeding farms and nurseries)	-	-	-	-
B06420	Fishpen and fishcage operation	-	-	-	-
B06430	Operation of fish breeding farms and nurseries	-	-	-	-
	IVA - CALABARZON	-	-	-	-
B06110	Ocean fishing, commercial (using vessels over 3 tons)	-	-	-	-
B06300	Prawn culture	-	-	-	-
B06420	Fishpen and fishcage operation	-	-	-	-
	IVB - MIMAROPA	-	-	-	-
B06110	Ocean fishing, commercial (using vessels over 3 tons)	-	-	-	-
B06410	Fishpond operation (except fish breeding farms and nurseries)	-	-	-	-
B06610	Pearl culture	-	-	-	-

TABLE 6a.1 Number of Establishments and Capital Expenditures for Directly Imported Tangible Fixed Assets for Fishing Establishments with Total Employment of 20 and over by Region and Industry Sub-class: Philippines, 2009 *(Concluded)*

(Value in thousand pesos. Details may not add-up to total due to rounding and/or statistical disclosure control)

1994 PSIC Code	Region/ Industry Description	Directly Imported Tangible Fixed Assets			
		ICT Machinery and Equipment	Other Machinery and Equipment	Valuables	Other Tangible Fixed Assets
		(6)	(7)	(8)	(9)
	VI - Western Visayas	-	-	-	-
B06110	Ocean fishing, commercial (using vessels over 3 tons)	-	-	-	-
B06120	Coastal fishing, municipal (using vessels of less than 3 tons)	-	-	-	-
B06130	Fish corral fishing	-	-	-	-
B06300	Prawn culture	-	-	-	-
B06410	Fishpond operation (except fish breeding farms and nurseries)	-	-	-	-
	VII - Central Visayas	-	-	-	-
B06110	Ocean fishing, commercial (using vessels over 3 tons)	-	-	-	-
B06120	Coastal fishing, municipal (using vessels of less than 3 tons)	-	-	-	-
B06210	Catching fish, crabs and crustaceans in inland waters	-	-	-	-
B06300	Prawn culture	-	-	-	-
B06410	Fishpond operation (except fish breeding farms and nurseries)	-	-	-	-
B06610	Pearl culture	-	-	-	-
	VIII - Eastern Visayas	-	-	-	-
B06110	Ocean fishing, commercial (using vessels over 3 tons)	-	-	-	-
	IX - Zamboanga Peninsula	-	-	-	-
B06110	Ocean fishing, commercial (using vessels over 3 tons)	-	-	-	-
B06120	Coastal fishing, municipal (using vessels of less than 3 tons)	-	-	-	-
B06300	Prawn culture	-	-	-	-
B06410	Fishpond operation (except fish breeding farms and nurseries)	-	-	-	-
	XI - Davao Region	-	-	-	-
B06110	Ocean fishing, commercial (using vessels over 3 tons)	-	-	-	-
B06410	Fishpond operation (except fish breeding farms and nurseries)	-	-	-	-
	XII - SOCCSKSARGEN	-	-	-	-
B06110	Ocean fishing, commercial (using vessels over 3 tons)	-	-	-	-
B06120	Coastal fishing, municipal (using vessels of less than 3 tons)	-	-	-	-
B06300	Prawn culture	-	-	-	-
B06410	Fishpond operation (except fish breeding farms and nurseries)	-	-	-	-
	XIII - Caraga	-	-	-	-
B06610	Pearl culture	-	-	-	-

TABLE 6a.2 Number of Establishments and Capital Expenditures for Tangible Fixed Assets by Mode of Acquisition for Fishing Establishments with Total Employment of 20 and Over by Region and Industry Sub-class: Philippines, 2009

(Value in thousand pesos. Details may not add-up to total due to rounding and/or statistical disclosure control)

1994 PSIC Code	Region/ Industry Description	Number of Establishments	Capital Expenditures for Tangible Fixed Assets by Mode of Acquisition				
			Total	New Fixed Assets	Major Alterations and Improvements	Land and Used Fixed Assets	Produced on Own Account
			(1)	(2)	(3)	(4)	(5)
	Philippines	137	584,935	267,115	159,435	48,611	109,774
B06110	Ocean fishing, commercial (using vessels over 3 tons)	86	451,956	162,567	132,585	48,061	108,743
B06120	Coastal fishing, municipal (using vessels of less than 3 tons)	7	2,517	-	2,517	-	-
B06130	Fish corral fishing						
B06210	Catching fish, crabs and crustaceans in inland waters	s	s	s	s	s	s
B06300	Prawn culture	13	24,351	23,219	945	-	187
B06410	Fishpond operation (except fish breeding farms and nurseries)	16	79,384	68,663	10,721	-	-
B06420	Fishpen and fishcage operation	s	-	-	-	-	-
B06430	Operation of fish breeding farms and nurseries	s	s	s	s	s	s
B06610	Pearl culture	8	11,469	3,151	6,924	550	844
B06800	Service activities incidental to fishing	s	s	s	s	s	s
	National Capital Region	16	191,623	119,212	70,073	681	1,656
B06110	Ocean fishing, commercial (using vessels over 3 tons)	s	s	s	s	s	s
B06800	Service activities incidental to fishing	s	s	s	s	s	s
	I- Ilocos Region	s	s	-	s	-	-
B06120	Coastal fishing, municipal (using vessels of less than 3 tons)	s	s	-	s	-	-
B06420	Fishpen and fishcage operation	s	s	-	s	-	-
	III - Central Luzon	6	177	8	169	-	-
B06410	Fishpond operation (except fish breeding farms and nurseries)	4	177	8	169	-	-
B06420	Fishpen and fishcage operation	s	s	s	s	-	-
B06430	Operation of fish breeding farms and nurseries	s	s	s	s	-	-
	IVA - CALABARZON	4	-	-	-	-	-
B06110	Ocean fishing, commercial (using vessels over 3 tons)	s	-	-	-	-	-
B06300	Prawn culture	s	-	-	-	-	-
B06420	Fishpen and fishcage operation	s	-	-	-	-	-
	IVB - MIMAROPA	12	11,994	3,431	7,169	550	844
B06110	Ocean fishing, commercial (using vessels over 3 tons)	s	s	s	s	s	s
B06410	Fishpond operation (except fish breeding farms and nurseries)	s	s	s	s	s	s
B06610	Pearl culture	6	11,354	3,036	6,924	550	844

TABLE 6a.2 Number of Establishments and Capital Expenditures for Tangible Fixed Assets by Mode of Acquisition for Fishing Establishments with Total Employment of 20 and Over by Region and Industry Sub-class: Philippines, 2009 (Concluded)

(Value in thousand pesos. Details may not add-up to total due to rounding and/or statistical disclosure control)

1994 PSIC Code	Region/ Industry Description	Number of Establishments	Capital Expenditures for Tangible Fixed Assets by Mode of Acquisition				
			Total	New Fixed Assets	Major Alterations and Improvements	Land and Used Fixed Assets	Produced on Own Account
			(1)	(2)	(3)	(4)	(5)
	VI - Western Visayas	22	7,798	4,266	2,345	-	1,187
B06110	Ocean fishing, commercial (using vessels over 3 tons)	13	5,170	1,825	2,345	-	1,000
B06120	Coastal fishing, municipal (using vessels of less than 3 tons)	s	s	s	s	-	s
B06130	Fish corral fishing	s	s	s	s	-	s
B06300	Prawn culture	3	2,090	1,903	-	-	187
B06410	Fishpond operation (except fish breeding farms and nurseries)	4	538	538	-	-	-
	VII - Central Visayas	22	23,205	19,805	3,400	-	-
B06110	Ocean fishing, commercial (using vessels over 3 tons)	12	41	41	-	-	-
B06120	Coastal fishing, municipal (using vessels of less than 3 tons)	s	s	s	s	-	-
B06210	Catching fish, crabs and crustaceans in inland waters	s	s	s	s	-	-
B06300	Prawn culture	5	18,408	17,464	945	-	-
B06410	Fishpond operation (except fish breeding farms and nurseries)	s	s	s	s	-	-
B06610	Pearl culture	s	s	s	s	-	-
	VIII - Eastern Visayas	4	6,440	6,134	307	-	-
B06110	Ocean fishing, commercial (using vessels over 3 tons)	4	6,440	6,134	307	-	-
	IX - Zamboanga Peninsula	12	14,785	12,135	2,350	300	-
B06110	Ocean fishing, commercial (using vessels over 3 tons)	9	12,435	12,135	-	300	-
B06120	Coastal fishing, municipal (using vessels of less than 3 tons)	s	s	s	s	s	-
B06300	Prawn culture	s	s	s	s	s	-
B06410	Fishpond operation (except fish breeding farms and nurseries)	s	s	s	s	s	-
	XI - Davao Region	4	-	-	-	-	-
B06110	Ocean fishing, commercial (using vessels over 3 tons)	s	-	-	-	-	-
B06410	Fishpond operation (except fish breeding farms and nurseries)	s	-	-	-	-	-
	XII - SOCCSKSARGEN	31	328,901	102,124	73,610	47,079	106,087
B06110	Ocean fishing, commercial (using vessels over 3 tons)	25	250,865	32,341	65,357	47,079	106,087
B06120	Coastal fishing, municipal (using vessels of less than 3 tons)	s	s	s	s	s	s
B06300	Prawn culture	3	3,853	3,853	-	-	-
B06410	Fishpond operation (except fish breeding farms and nurseries)	s	s	s	s	s	s
	XIII - Caraga	s	-	-	-	-	-
B06610	Pearl culture	s	-	-	-	-	-

TABLE 6a.3 Number of Establishments and Capital Expenditures for Intangible Assets for Fishing Establishments with Total Employment of 20 and Over by Region and Industry Sub-class: Philippines, 2009

(Value in thousand pesos. Details may not add-up to total due to rounding and/or statistical disclosure control)

1994 PSIC Code	Region/ Industry Description	Number of Establishments	Capital Expenditures for Intangible Assets				
			Total	Intangible Non- Produced Assets	Computer Software and Data Bases	Entertainment, literary and artistic originals	Other Intangible Assets
			(1)	(2)	(3)	(4)	(5)
	Philippines	137	1,953	21	1,932	-	-
B06110	Ocean fishing, commercial (using vessels over 3 tons)	86	1,953	21	1,932	-	-
B06120	Coastal fishing, municipal (using vessels of less than 3 tons)	7	-	-	-	-	-
B06130	Fish corral fishing						
B06210	Catching fish, crabs and crustaceans in inland waters	s	s	s	s	-	-
B06300	Prawn culture	13	-	-	-	-	-
B06410	Fishpond operation (except fish breeding farms and nurseries)	16	-	-	-	-	-
B06420	Fishpen and fishcage operation	3	-	-	-	-	-
B06430	Operation of fish breeding farms and nurseries	s	s	s	s	-	-
B06610	Pearl culture	8	-	-	-	-	-
B06800	Service activities incidental to fishing	s	s	s	s	-	-
	National Capital Region	16	1,932	-	1,932	-	-
B06110	Ocean fishing, commercial (using vessels over 3 tons)	s	s	-	s	-	-
B06800	Service activities incidental to fishing	s	s	-	s	-	-
	I- Ilocos Region	s	-	-	-	-	-
B06120	Coastal fishing, municipal (using vessels of less than 3 tons)	s	-	-	-	-	-
B06420	Fishpen and fishcage operation	s	-	-	-	-	-
	III - Central Luzon	6	-	-	-	-	-
B06410	Fishpond operation (except fish breeding farms and nurseries)	4	-	-	-	-	-
B06420	Fishpen and fishcage operation	s	-	-	-	-	-
B06430	Operation of fish breeding farms and nurseries	s	-	-	-	-	-
	IVA - CALABARZON	4	-	-	-	-	-
B06110	Ocean fishing, commercial (using vessels over 3 tons)	s	-	-	-	-	-
B06300	Prawn culture	s	-	-	-	-	-
B06420	Fishpen and fishcage operation	s	-	-	-	-	-
	IVB - MIMAROPA	12	-	-	-	-	-
B06110	Ocean fishing, commercial (using vessels over 3 tons)	s	-	-	-	-	-
B06410	Fishpond operation (except fish breeding farms and nurseries)	s	-	-	-	-	-
B06610	Pearl culture	6	-	-	-	-	-

TABLE 6a.3 Number of Establishments and Capital Expenditures for Intangible Assets for Fishing Establishments with Total Employment of 20 and Over by Region and Industry Sub-class: Philippines, 2009 (Concluded)

(Value in thousand pesos. Details may not add-up to total due to rounding and/or statistical disclosure control)

1994 PSIC Code	Region/ Industry Description	Number of Establishments	Capital Expenditures for Intangible Assets				
			Total	Intangible Non- Produced Assets	Computer Software and Data Bases	Entertainment, literary and artistic originals	Other Intangible Assets
			(1)	(2)	(3)	(4)	(5)
VI - Western Visayas		22	-	-	-	-	-
B06110	Ocean fishing, commercial (using vessels over 3 tons)	13	-	-	-	-	-
B06120	Coastal fishing, municipal (using vessels of less than 3 tons)	s	-	-	-	-	-
B06130	Fish corral fishing	s	-	-	-	-	-
B06300	Prawn culture	3	-	-	-	-	-
B06410	Fishpond operation (except fish breeding farms and nurseries)	4	-	-	-	-	-
VII - Central Visayas		22	-	-	-	-	-
B06110	Ocean fishing, commercial (using vessels over 3 tons)	12	-	-	-	-	-
B06120	Coastal fishing, municipal (using vessels of less than 3 tons)	s	-	-	-	-	-
B06210	Catching fish, crabs and crustaceans in inland waters	s	-	-	-	-	-
B06300	Prawn culture	5	-	-	-	-	-
B06410	Fishpond operation (except fish breeding farms and nurseries)	s	-	-	-	-	-
B06610	Pearl culture	s	-	-	-	-	-
VIII - Eastern Visayas		4	21	21	-	-	-
B06110	Ocean fishing, commercial (using vessels over 3 tons)	4	21	21	-	-	-
IX - Zamboanga Peninsula		12	-	-	-	-	-
B06110	Ocean fishing, commercial (using vessels over 3 tons)	9	-	-	-	-	-
B06120	Coastal fishing, municipal (using vessels of less than 3 tons)	s	-	-	-	-	-
B06300	Prawn culture	s	-	-	-	-	-
B06410	Fishpond operation (except fish breeding farms and nurseries)	s	-	-	-	-	-
XI - Davao Region		4	-	-	-	-	-
B06110	Ocean fishing, commercial (using vessels over 3 tons)	s	-	-	-	-	-
B06410	Fishpond operation (except fish breeding farms and nurseries)	s	-	-	-	-	-
XII - SOCCSKSARGEN		31	-	-	-	-	-
B06110	Ocean fishing, commercial (using vessels over 3 tons)	25	-	-	-	-	-
B06120	Coastal fishing, municipal (using vessels of less than 3 tons)	s	-	-	-	-	-
B06300	Prawn culture	3	-	-	-	-	-
B06410	Fishpond operation (except fish breeding farms and nurseries)	s	-	-	-	-	-
XIII - Caraga		s	-	-	-	-	-
B06610	Pearl culture	s	-	-	-	-	-

TABLE 7a Number of Establishments and Gross Addition to Tangible Fixed Assets for Fishing Establishments with Total Employment of 20 and Over by Region and Industry Sub-class: Philippines, 2009

(Value in thousand pesos. Details may not add up to total due to rounding and/or statistical disclosure control)

1994 PSIC Code	Region/ Industry Description	Number of Establishments	Gross Addition to Tangible Fixed Assets	Capital Expenditures for Tangible Fixed Assets	Sale of Tangible Fixed Assets
		(1)	(2)	(3)	(4)
	Philippines	137	571,994	584,935	12,941
B06110	Ocean fishing, commercial (using vessels over 3 tons)	86	440,029	451,956	11,927
B06120	Coastal fishing, municipal (using vessels of less than 3 tons)	7	2,517	2,517	-
B06130	Fish corral fishing				
B06210	Catching fish, crabs and crustaceans in inland waters	s	s	s	s
B06300	Prawn culture	13	24,351	24,351	-
B06410	Fishpond operation (except fish breeding farms and nurseries)	16	78,371	79,384	1,013
B06420	Fishpen and fishcage operation	3	-	-	-
B06430	Operation of fish breeding farms and nurseries	s	s	s	s
B06610	Pearl culture	8	11,469	11,469	-
B06800	Service activities incidental to fishing	s	s	s	s
	National Capital Region	16	191,623	191,623	-
B06110	Ocean fishing, commercial (using vessels over 3 tons)	s	s	s	-
B06800	Service activities incidental to fishing	s	s	s	-
	I - Ilocos Region	s	s	s	-
B06120	Coastal fishing, municipal (using vessels of less than 3 tons)	s	s	s	-
B06420	Fishpen and fishcage operation	s	s	s	-
	III - Central Luzon	6	177	177	-
B06410	Fishpond operation (except fish breeding farms and nurseries)	4	177	177	-
B06420	Fishpen and fishcage operation	s	s	s	-
B06430	Operation of fish breeding farms and nurseries	s	s	s	-
	IVA - CALABARZON	4	-	-	-
B06110	Ocean fishing, commercial (using vessels over 3 tons)	s	-	-	-
B06300	Prawn culture	s	-	-	-
B06420	Fishpen and fishcage operation	s	-	-	-
	IVB - MIMAROPA	12	11,994	11,994	-
B06110	Ocean fishing, commercial (using vessels over 3 tons)	s	s	s	-
B06410	Fishpond operation (except fish breeding farms and nurseries)	s	s	s	-
B06610	Pearl culture	6	11,354	11,354	-

TABLE 7a Number of Establishments and Gross Addition to Tangible Fixed Assets for Fishing Establishments with Total Employment of 20 and Over by Region and Industry Sub-class: Philippines, 2009 (Concluded)

(Value in thousand pesos. Details may not add up to total due to rounding and/or statistical disclosure control)

1994 PSIC Code	Region/ Industry Description	Number of Establishments	Gross Addition to Tangible Fixed Assets	Capital Expenditures for Tangible Fixed Assets	Sale of Tangible Fixed Assets
		(1)	(2)	(3)	(4)
	VI - Western Visayas	22	7,798	7,798	-
B06110	Ocean fishing, commercial (using vessels over 3 tons)	13	5,170	5,170	-
B06120	Coastal fishing, municipal (using vessels of less than 3 tons)	s	s	s	-
B06130	Fish corral fishing	s	s	s	-
B06300	Prawn culture	3	2,090	2,090	-
B06410	Fishpond operation (except fish breeding farms and nurseries)	4	538	538	-
	VII - Central Visayas	22	23,205	23,205	-
B06110	Ocean fishing, commercial (using vessels over 3 tons)	12	41	41	-
B06120	Coastal fishing, municipal (using vessels of less than 3 tons)	s	s	s	-
B06210	Catching fish, crabs and crustaceans in inland waters	s	s	s	-
B06300	Prawn culture	5	18,408	18,408	-
B06410	Fishpond operation (except fish breeding farms and nurseries)	s	s	s	-
B06610	Pearl culture	s	s	s	-
	VIII - Eastern Visayas	4	5,690	6,440	750
B06110	Ocean fishing, commercial (using vessels over 3 tons)	4	5,690	6,440	750
	IX - Zamboanga Peninsula	12	14,785	14,785	-
B06110	Ocean fishing, commercial (using vessels over 3 tons)	9	12,435	12,435	-
B06120	Coastal fishing, municipal (using vessels of less than 3 tons)	s	s	s	-
B06300	Prawn culture	s	s	s	-
B06410	Fishpond operation (except fish breeding farms and nurseries)	s	s	s	-
	XI - Davao Region	4	(565)	-	565
B06110	Ocean fishing, commercial (using vessels over 3 tons)	s	s	-	s
B06410	Fishpond operation (except fish breeding farms and nurseries)	s	s	-	s
	XII - SOCCSKSARGEN	31	317,275	328,901	11,626
B06110	Ocean fishing, commercial (using vessels over 3 tons)	25	239,688	250,865	11,177
B06120	Coastal fishing, municipal (using vessels of less than 3 tons)	s	s	s	s
B06300	Prawn culture	3	3,853	3,853	-
B06410	Fishpond operation (except fish breeding farms and nurseries)	s	s	s	s
	XIII - Caraga	s	s	s	-
B06610	Pearl culture	s	s	s	-

TABLE 7a.1 Number of Establishments and Sale of Tangible Fixed Assets by Type for Fishing Establishments with Total Employment of 20 and Over by Region and Industry Sub-class: Philippines, 2009

(Value in thousand pesos. Details may not add-up to total due to rounding and/or statistical disclosure control)

1994 PSIC Code	Region/ Industry Description	Number of Establishments	Sale of Tangible Fixed Assets				
			Total	Land	Aquafarm	Buildings, Other Structures and Land Improvements	Cultivated Assets
			(1)	(2)	(3)	(4)	(5)
	Philippines	137	12,941	-	-	-	-
B06110	Ocean fishing, commercial (using vessels over 3 tons)	86	11,927	-	-	-	-
B06120	Coastal fishing, municipal (using vessels of less than 3 tons)	7	-	-	-	-	-
B06130	Fish corral fishing						
B06210	Catching fish, crabs and crustaceans in inland waters	s	s	-	-	-	-
B06300	Prawn culture	13	-	-	-	-	-
B06410	Fishpond operation (except fish breeding farms and nurseries)	16	1,013	-	-	-	-
B06420	Fishpen and fishcage operation	3	-	-	-	-	-
B06430	Operation of fish breeding farms and nurseries	s	s	-	-	-	-
B06610	Pearl culture	8	-	-	-	-	-
B06800	Service activities incidental to fishing	s	s	-	-	-	-
	National Capital Region	16	-	-	-	-	-
B06110	Ocean fishing, commercial (using vessels over 3 tons)	s	-	-	-	-	-
B06800	Service activities incidental to fishing	s	-	-	-	-	-
	I - Ilocos Region	s	-	-	-	-	-
B06120	Coastal fishing, municipal (using vessels of less than 3 tons)	s	-	-	-	-	-
B06420	Fishpen and fishcage operation	s	-	-	-	-	-
	III - Central Luzon	6	-	-	-	-	-
B06410	Fishpond operation (except fish breeding farms and nurseries)	4	-	-	-	-	-
B06420	Fishpen and fishcage operation	s	-	-	-	-	-
B06430	Operation of fish breeding farms and nurseries	s	-	-	-	-	-
	IVA - CALABARZON	4	-	-	-	-	-
B06110	Ocean fishing, commercial (using vessels over 3 tons)	s	-	-	-	-	-
B06300	Prawn culture	s	-	-	-	-	-
B06420	Fishpen and fishcage operation	s	-	-	-	-	-
	IVB - MIMAROPA	12	-	-	-	-	-
B06110	Ocean fishing, commercial (using vessels over 3 tons)	s	-	-	-	-	-
B06410	Fishpond operation (except fish breeding farms and nurseries)	s	-	-	-	-	-
B06610	Pearl culture	6	-	-	-	-	-

TABLE 7a.1 Number of Establishments and Sale of Tangible Fixed Assets by Type for Fishing Establishments with Total Employment of 20 and Over by Region and Industry Sub-class: Philippines, 2009 (Continued)

(Value in thousand pesos. Details may not add-up to total due to rounding and/or statistical disclosure control)

1994 PSIC Code	Region/ Industry Description	Number of Establishments	Sale of Tangible Fixed Assets				
			Total	Land	Aquafarm	Buildings, Other Structures and Land Improvements	Cultivated Assets
			(1)	(2)	(3)	(4)	(5)
	VI - Western Visayas	22	-	-	-	-	-
B06110	Ocean fishing, commercial (using vessels over 3 tons)	13	-	-	-	-	-
B06120	Coastal fishing, municipal (using vessels of less than 3 tons)	s	-	-	-	-	-
B06130	Fish corral fishing	s	-	-	-	-	-
B06300	Prawn culture	3	-	-	-	-	-
B06410	Fishpond operation (except fish breeding farms and nurseries)	4	-	-	-	-	-
	VII - Central Visayas	22	-	-	-	-	-
B06110	Ocean fishing, commercial (using vessels over 3 tons)	12	-	-	-	-	-
B06120	Coastal fishing, municipal (using vessels of less than 3 tons)	s	-	-	-	-	-
B06210	Catching fish, crabs and crustaceans in inland waters	s	-	-	-	-	-
B06300	Prawn culture	5	-	-	-	-	-
B06410	Fishpond operation (except fish breeding farms and nurseries)	s	-	-	-	-	-
B06610	Pearl culture	s	-	-	-	-	-
	VIII - Eastern Visayas	4	750	-	-	-	-
B06110	Ocean fishing, commercial (using vessels over 3 tons)	4	750	-	-	-	-
	IX - Zamboanga Peninsula	12	-	-	-	-	-
B06110	Ocean fishing, commercial (using vessels over 3 tons)	9	-	-	-	-	-
B06120	Coastal fishing, municipal (using vessels of less than 3 tons)	s	-	-	-	-	-
B06300	Prawn culture	s	-	-	-	-	-
B06410	Fishpond operation (except fish breeding farms and nurseries)	s	-	-	-	-	-
	XI - Davao Region	4	565	-	-	-	-
B06110	Ocean fishing, commercial (using vessels over 3 tons)	s	s	-	-	-	-
B06410	Fishpond operation (except fish breeding farms and nurseries)	s	s	-	-	-	-
	XII - SOCCSKSARGEN	31	11,626	-	-	-	-
B06110	Ocean fishing, commercial (using vessels over 3 tons)	25	11,177	-	-	-	-
B06120	Coastal fishing, municipal (using vessels of less than 3 tons)	s	s	-	-	-	-
B06300	Prawn culture	3	-	-	-	-	-
B06410	Fishpond operation (except fish breeding farms and nurseries)	s	s	-	-	-	-
	XIII - Caraga	s	-	-	-	-	-
B06610	Pearl culture	s	-	-	-	-	-

TABLE 7a.1 Number of Establishments and Sale of Tangible Fixed Assets by Type for Fishing Establishments with Total Employment of 20 and Over by Region and Industry Sub-class: Philippines, 2009 (Continued)

(Value in thousand pesos. Details may not add-up to total due to rounding and/or statistical disclosure control)

1994 PSIC Code	Region/ Industry Description	Sale of Tangible Fixed Assets					
		Fishing boat/craft/vessel	Transport Equipment	ICT Machinery and Equipment	Other Machinery and Equipment	Valuables	Other Tangible Fixed Assets
		(7)	(8)	(9)	(10)	(11)	(12)
	Philippines	6,858	1,013	400	4,670	-	-
B06110	Ocean fishing, commercial (using vessels over 3 tons)	6,858	-	400	4,670	-	-
B06120	Coastal fishing, municipal (using vessels of less than 3 tons)	-	-	-	-	-	-
B06130	Fish corral fishing	-	-	-	-	-	-
B06210	Catching fish, crabs and crustaceans in inland waters	S	S	S	S	-	-
B06300	Prawn culture	-	-	-	-	-	-
B06410	Fishpond operation (except fish breeding farms and nurseries)	-	1,013	-	-	-	-
B06420	Fishpen and fishcage operation	-	-	-	-	-	-
B06430	Operation of fish breeding farms and nurseries	S	S	S	S	-	-
B06610	Pearl culture	-	-	-	-	-	-
B06800	Service activities incidental to fishing	S	S	S	S	-	-
	National Capital Region	-	-	-	-	-	-
B06110	Ocean fishing, commercial (using vessels over 3 tons)	-	-	-	-	-	-
B06800	Service activities incidental to fishing	-	-	-	-	-	-
	I- Ilocos Region	-	-	-	-	-	-
B06120	Coastal fishing, municipal (using vessels of less than 3 tons)	-	-	-	-	-	-
B06420	Fishpen and fishcage operation	-	-	-	-	-	-
	III - Central Luzon	-	-	-	-	-	-
B06410	Fishpond operation (except fish breeding farms and nurseries)	-	-	-	-	-	-
B06420	Fishpen and fishcage operation	-	-	-	-	-	-
B06430	Operation of fish breeding farms and nurseries	-	-	-	-	-	-
	IVA - CALABARZON	-	-	-	-	-	-
B06110	Ocean fishing, commercial (using vessels over 3 tons)	-	-	-	-	-	-
B06300	Prawn culture	-	-	-	-	-	-
B06420	Fishpen and fishcage operation	-	-	-	-	-	-
	IVB - MIMAROPA	-	-	-	-	-	-
B06110	Ocean fishing, commercial (using vessels over 3 tons)	-	-	-	-	-	-
B06410	Fishpond operation (except fish breeding farms and nurseries)	-	-	-	-	-	-
B06610	Pearl culture	-	-	-	-	-	-

TABLE 7a.1 Number of Establishments and Sale of Tangible Fixed Assets by Type for Fishing Establishments with Total Employment of 20 and Over by Region and Industry Sub-class: Philippines, 2009 (Concluded)

(Value in thousand pesos. Details may not add-up to total due to rounding and/or statistical disclosure control)

1994 PSIC Code	Region/ Industry Description	Sale of Tangible Fixed Assets					Other Tangible Fixed Assets
		Fishing boat/craft/ vessel	Transport Equipment	ICT Machinery and Equipment	Other Machinery and Equipment	Valuables	
		(7)	(8)	(9)	(10)	(11)	
VI - Western Visayas		-	-	-	-	-	-
B06110	Ocean fishing, commercial (using vessels over 3 tons)	-	-	-	-	-	-
B06120	Coastal fishing, municipal (using vessels of less than 3 tons)	-	-	-	-	-	-
B06130	Fish corral fishing	-	-	-	-	-	-
B06300	Prawn culture	-	-	-	-	-	-
B06410	Fishpond operation (except fish breeding farms and nurseries)	-	-	-	-	-	-
VII - Central Visayas		-	-	-	-	-	-
B06110	Ocean fishing, commercial (using vessels over 3 tons)	-	-	-	-	-	-
B06120	Coastal fishing, municipal (using vessels of less than 3 tons)	-	-	-	-	-	-
B06210	Catching fish, crabs and crustaceans in inland waters	-	-	-	-	-	-
B06300	Prawn culture	-	-	-	-	-	-
B06410	Fishpond operation (except fish breeding farms and nurseries)	-	-	-	-	-	-
B06610	Pearl culture	-	-	-	-	-	-
VIII - Eastern Visayas		750	-	-	-	-	-
B06110	Ocean fishing, commercial (using vessels over 3 tons)	750	-	-	-	-	-
IX - Zamboanga Peninsula		-	-	-	-	-	-
B06110	Ocean fishing, commercial (using vessels over 3 tons)	-	-	-	-	-	-
B06120	Coastal fishing, municipal (using vessels of less than 3 tons)	-	-	-	-	-	-
B06300	Prawn culture	-	-	-	-	-	-
B06410	Fishpond operation (except fish breeding farms and nurseries)	-	-	-	-	-	-
XI - Davao Region		-	565	-	-	-	-
B06110	Ocean fishing, commercial (using vessels over 3 tons)	-	S	-	-	-	-
B06410	Fishpond operation (except fish breeding farms and nurseries)	-	S	-	-	-	-
XII - SOCCSKSARGEN		6,107	448	400	4,670	-	-
B06110	Ocean fishing, commercial (using vessels over 3 tons)	6,107	-	400	4,670	-	-
B06120	Coastal fishing, municipal (using vessels of less than 3 tons)	S	S	S	S	-	-
B06300	Prawn culture	-	-	-	-	-	-
B06410	Fishpond operation (except fish breeding farms and nurseries)	S	S	S	S	-	-
XIII - Caraga		-	-	-	-	-	-
B06610	Pearl culture	-	-	-	-	-	-

TABLE 7a.2 Number of Establishments and Losses and Damages to Tangible Fixed Assets by Type for Fishing Establishments with Total Employment of 20 and Over by Region and Industry Sub-Class: Philippines, 2009

(Value in thousand pesos. Details may not add-up to total due to rounding and/or statistical disclosure control)

1994 PSIC Code	Region/ Industry Description	Number of Establishments	Losses and Damages to Tangible Fixed Assets				
			Total	Land	Aquafarm	Buildings, Other Structures and Land Improvements	Cultivated Assets
			(1)	(2)	(3)	(4)	(5)
	Philippines	137	1,998	-	-	-	-
B06110	Ocean fishing, commercial (using vessels over 3 tons)	86	1,998	-	-	-	-
B06120	Coastal fishing, municipal (using vessels of less than 3 tons)	7	-	-	-	-	-
B06130	Fish corral fishing						
B06210	Catching fish, crabs and crustaceans in inland waters	S	S	-	-	-	-
B06300	Prawn culture	13	-	-	-	-	-
B06410	Fishpond operation (except fish breeding farms and nurseries)	16	-	-	-	-	-
B06420	Fishpen and fishcage operation	3	-	-	-	-	-
B06430	Operation of fish breeding farms and nurseries	S	S	-	-	-	-
B06610	Pearl culture	8	-	-	-	-	-
B06800	Service activities incidental to fishing	S	S	-	-	-	-
	National Capital Region	16	-	-	-	-	-
B06110	Ocean fishing, commercial (using vessels over 3 tons)	S	-	-	-	-	-
B06800	Service activities incidental to fishing	S	-	-	-	-	-
	I - Ilocos Region	S	-	-	-	-	-
B06120	Coastal fishing, municipal (using vessels of less than 3 tons)	S	-	-	-	-	-
B06420	Fishpen and fishcage operation	S	-	-	-	-	-
	III - Central Luzon	6	-	-	-	-	-
B06410	Fishpond operation (except fish breeding farms and nurseries)	4	-	-	-	-	-
B06420	Fishpen and fishcage operation	S	-	-	-	-	-
B06430	Operation of fish breeding farms and nurseries	S	-	-	-	-	-
	IVA - CALABARZON	4	-	-	-	-	-
B06110	Ocean fishing, commercial (using vessels over 3 tons)	S	-	-	-	-	-
B06300	Prawn culture	S	-	-	-	-	-
B06420	Fishpen and fishcage operation	S	-	-	-	-	-
	IVB - MIMAROPA	12	-	-	-	-	-
B06110	Ocean fishing, commercial (using vessels over 3 tons)	S	-	-	-	-	-
B06410	Fishpond operation (except fish breeding farms and nurseries)	S	-	-	-	-	-
B06610	Pearl culture	6	-	-	-	-	-

TABLE 7a.2 Number of Establishments and Losses and Damages to Tangible Fixed Assets by Type for Fishing Establishments with Total Employment of 20 and Over by Region and Industry Sub-Class: Philippines, 2009 (Continued)

(Value in thousand pesos. Details may not add-up to total due to rounding and/or statistical disclosure control)

1994 PSIC Code	Region/ Industry Description	Number of Establishments	Losses and Damages to Tangible Fixed Assets				
			Total	Land	Aquafarm	Buildings, Other Structures and Land Improvements	Cultivated Assets
			(1)	(2)	(3)	(4)	(5)
VI - Western Visayas		22	-	-	-	-	-
B06110	Ocean fishing, commercial (using vessels over 3 tons)	13	-	-	-	-	-
B06120	Coastal fishing, municipal (using vessels of less than 3 tons)	s	-	-	-	-	-
B06130	Fish corral fishing	s	-	-	-	-	-
B06300	Prawn culture	3	-	-	-	-	-
B06410	Fishpond operation (except fish breeding farms and nurseries)	4	-	-	-	-	-
VII - Central Visayas		22	650	-	-	-	-
B06110	Ocean fishing, commercial (using vessels over 3 tons)	12	650	-	-	-	-
B06120	Coastal fishing, municipal (using vessels of less than 3 tons)	s	s	-	-	-	-
B06210	Catching fish, crabs and crustaceans in inland waters	s	s	-	-	-	-
B06300	Prawn culture	5	-	-	-	-	-
B06410	Fishpond operation (except fish breeding farms and nurseries)	s	s	-	-	-	-
B06610	Pearl culture	s	s	-	-	-	-
VIII - Eastern Visayas		4	78	-	-	-	-
B06110	Ocean fishing, commercial (using vessels over 3 tons)	4	78	-	-	-	-
IX - Zamboanga Peninsula		12	-	-	-	-	-
B06110	Ocean fishing, commercial (using vessels over 3 tons)	9	-	-	-	-	-
B06120	Coastal fishing, municipal (using vessels of less than 3 tons)	s	-	-	-	-	-
B06300	Prawn culture	s	-	-	-	-	-
B06410	Fishpond operation (except fish breeding farms and nurseries)	s	-	-	-	-	-
XI - Davao Region		4	-	-	-	-	-
B06110	Ocean fishing, commercial (using vessels over 3 tons)	s	-	-	-	-	-
B06410	Fishpond operation (except fish breeding farms and nurseries)	s	-	-	-	-	-
XII - SOCCSKSARGEN		31	1,270	-	-	-	-
B06110	Ocean fishing, commercial (using vessels over 3 tons)	25	1,270	-	-	-	-
B06120	Coastal fishing, municipal (using vessels of less than 3 tons)	s	s	-	-	-	-
B06300	Prawn culture	3	-	-	-	-	-
B06410	Fishpond operation (except fish breeding farms and nurseries)	s	s	-	-	-	-
XIII - Caraga		s	-	-	-	-	-
B06610	Pearl culture	s	-	-	-	-	-

TABLE 7a.2 Number of Establishments and Losses and Damages to Tangible Fixed Assets by Type for Fishing Establishments with Total Employment of 20 and Over by Region and Industry Sub-Class: Philippines, 2009 (Continued)

(Value in thousand pesos. Details may not add-up to total due to rounding and/or statistical disclosure control)

1994 PSIC Code	Region/ Industry Description	Losses and Damages to Tangible Fixed Assets					
		Fishing boat/craft/ vessel	Transport Equipment	ICT Machinery and Equipment	Other Machinery and Equipment	Valuables	Other Tangible Fixed Assets
		(7)	(8)	(9)	(10)	(11)	(12)
	Philippines	728	-	-	1,270	-	-
B06110	Ocean fishing, commercial (using vessels over 3 tons)	728	-	-	1,270	-	-
B06120	Coastal fishing, municipal (using vessels of less than 3 tons)	-	-	-	-	-	-
B06130	Fish corral fishing	-	-	-	-	-	-
B06210	Catching fish, crabs and crustaceans in inland waters	S	-	-	S	-	-
B06300	Prawn culture	-	-	-	-	-	-
B06410	Fishpond operation (except fish breeding farms and nurseries)	-	-	-	-	-	-
B06420	Fishpen and fishcage operation	-	-	-	-	-	-
B06430	Operation of fish breeding farms and nurseries	S	-	-	S	-	-
B06610	Pearl culture	-	-	-	-	-	-
B06800	Service activities incidental to fishing	S	-	-	S	-	-
	National Capital Region	-	-	-	-	-	-
B06110	Ocean fishing, commercial (using vessels over 3 tons)	-	-	-	-	-	-
B06800	Service activities incidental to fishing	-	-	-	-	-	-
	I - Ilocos Region	-	-	-	-	-	-
B06120	Coastal fishing, municipal (using vessels of less than 3 tons)	-	-	-	-	-	-
B06420	Fishpen and fishcage operation	-	-	-	-	-	-
	III - Central Luzon	-	-	-	-	-	-
B06410	Fishpond operation (except fish breeding farms and nurseries)	-	-	-	-	-	-
B06420	Fishpen and fishcage operation	-	-	-	-	-	-
B06430	Operation of fish breeding farms and nurseries	-	-	-	-	-	-
	IVA - CALABARZON	-	-	-	-	-	-
B06110	Ocean fishing, commercial (using vessels over 3 tons)	-	-	-	-	-	-
B06300	Prawn culture	-	-	-	-	-	-
B06420	Fishpen and fishcage operation	-	-	-	-	-	-
	IVB - MIMAROPA	-	-	-	-	-	-
B06110	Ocean fishing, commercial (using vessels over 3 tons)	-	-	-	-	-	-
B06410	Fishpond operation (except fish breeding farms and nurseries)	-	-	-	-	-	-
B06610	Pearl culture	-	-	-	-	-	-

TABLE 7a.2 Number of Establishments and Losses and Damages to Tangible Fixed Assets by Type for Fishing Establishments with Total Employment of 20 and Over by Region and Industry Sub-Class: Philippines, 2009 *(Concluded)*

(Value in thousand pesos. Details may not add-up to total due to rounding and/or statistical disclosure control)

1994 PSIC Code	Region/ Industry Description	Losses and Damages to Tangible Fixed Assets					
		Fishing boat/craft/ vessel	Transport Equipment	ICT Machinery and Equipment	Other Machinery and Equipment	Valuables	Other Tangible Fixed Assets
		(7)	(8)	(9)	(10)	(11)	(12)
	VI - Western Visayas	-	-	-	-	-	-
B06110	Ocean fishing, commercial (using vessels over 3 tons)	-	-	-	-	-	-
B06120	Coastal fishing, municipal (using vessels of less than 3 tons)	-	-	-	-	-	-
B06130	Fish corral fishing	-	-	-	-	-	-
B06300	Prawn culture	-	-	-	-	-	-
B06410	Fishpond operation (except fish breeding farms and nurseries)	-	-	-	-	-	-
	VII - Central Visayas	650	-	-	-	-	-
B06110	Ocean fishing, commercial (using vessels over 3 tons)	650	-	-	-	-	-
B06120	Coastal fishing, municipal (using vessels of less than 3 tons)	s	-	-	-	-	-
B06210	Catching fish, crabs and crustaceans in inland waters	s	-	-	-	-	-
B06300	Prawn culture	-	-	-	-	-	-
B06410	Fishpond operation (except fish breeding farms and nurseries)	-	-	-	-	-	-
B06610	Pearl culture	-	-	-	-	-	-
	VIII - Eastern Visayas	78	-	-	-	-	-
B06110	Ocean fishing, commercial (using vessels over 3 tons)	78	-	-	-	-	-
	IX - Zamboanga Peninsula	-	-	-	-	-	-
B06110	Ocean fishing, commercial (using vessels over 3 tons)	-	-	-	-	-	-
B06120	Coastal fishing, municipal (using vessels of less than 3 tons)	-	-	-	-	-	-
B06300	Prawn culture	-	-	-	-	-	-
B06410	Fishpond operation (except fish breeding farms and nurseries)	-	-	-	-	-	-
	XI - Davao Region	-	-	-	-	-	-
B06110	Ocean fishing, commercial (using vessels over 3 tons)	-	-	-	-	-	-
B06410	Fishpond operation (except fish breeding farms and nurseries)	-	-	-	-	-	-
	XII - SOCCSKSARGEN	-	-	-	1,270	-	-
B06110	Ocean fishing, commercial (using vessels over 3 tons)	-	-	-	1,270	-	-
B06120	Coastal fishing, municipal (using vessels of less than 3 tons)	-	-	-	s	-	-
B06300	Prawn culture	-	-	-	-	-	-
B06410	Fishpond operation (except fish breeding farms and nurseries)	-	-	-	s	-	-
	XIII - Caraga	-	-	-	-	-	-
B06610	Pearl culture	-	-	-	-	-	-

TABLE 8a Number of Establishments and Book Value of Tangible Fixed Assets by Type for Fishing Establishments with Total Employment of 20 and Over by Region and Industry Sub-class: Philippines, 2009

(Value in thousand pesos. Details may not add-up to total due to rounding and/or statistical disclosure control)

1994 PSIC Code	Region/ Industry Description	Number of Establishments	Book Value of Tangible Fixed Assets as of December 31				
			Total	Land	Aquafarm	Buildings, Other Structures and Land Improvements	Cultivated Assets
			(1)	(2)	(3)	(4)	(5)
	Philippines	137	6,261,962	1,258,200	245,885	1,032,192	1,800
B06110	Ocean fishing, commercial (using vessels over 3 tons)	86	5,116,410	1,079,830	17,140	701,646	19
B06120	Coastal fishing, municipal (using vessels of less than 3 tons)	7	15,394	2,700	-	3,052	-
B06130	Fish corral fishing						
B06210	Catching fish, crabs and crustaceans in inland waters	s	s	s	s	s	s
B06300	Prawn culture	13	236,795	11,954	39,861	61,249	619
B06410	Fishpond operation (except fish breeding farms and nurseries)	16	487,241	73,567	188,357	100,178	1,163
B06420	Fishpen and fishcage operation	3	22,003	1,300	-	1,481	-
B06430	Operation of fish breeding farms and nurseries	s	s	s	s	s	s
B06610	Pearl culture	8	104,153	45,693	-	23,359	-
B06800	Service activities incidental to fishing	s	s	s	s	s	s
	National Capital Region	16	2,038,093	459,049	16,966	348,954	-
B06110	Ocean fishing, commercial (using vessels over 3 tons)	s	s	s	s	s	-
B06800	Service activities incidental to fishing	s	s	s	s	s	-
	I- Ilocos Region	s	s	s	-	s	-
B06120	Coastal fishing, municipal (using vessels of less than 3 tons)	s	s	s	-	s	-
B06420	Fishpen and fishcage operation	s	s	s	-	s	-
	III - Central Luzon	6	106,936	34,442	21,063	23,568	1,163
B06410	Fishpond operation (except fish breeding farms and nurseries)	4	62,733	19,304	20,536	18,298	1,163
B06420	Fishpen and fishcage operation	s	s	s	s	s	s
B06430	Operation of fish breeding farms and nurseries	s	s	s	s	s	s
	IVA - CALABARZON	4	27,293	2,226	1,399	499	-
B06110	Ocean fishing, commercial (using vessels over 3 tons)	s	s	s	s	s	-
B06300	Prawn culture	s	s	s	s	s	-
B06420	Fishpen and fishcage operation	s	s	s	s	s	-
	IVB - MIMAROPA	12	144,951	43,260	38,000	22,548	-
B06110	Ocean fishing, commercial (using vessels over 3 tons)	s	s	s	s	s	-
B06410	Fishpond operation (except fish breeding farms and nurseries)	s	s	s	s	s	-
B06610	Pearl culture	6	96,538	43,260	-	19,343	-

TABLE 8a Number of Establishments and Book Value of Tangible Fixed Assets by Type for Fishing Establishments with Total Employment of 20 and Over by Region and Industry Sub-class: Philippines, 2009 (Continued)

(Value in thousand pesos. Details may not add-up to total due to rounding and/or statistical disclosure control)

1994 PSIC Code	Region/ Industry Description	Number of Establishments	Book Value of Tangible Fixed Assets as of December 31				
			Total	Land	Aquafarm	Buildings, Other Structures and Land Improvements	Cultivated Assets
			(1)	(2)	(3)	(4)	(5)
	VI - Western Visayas	22	196,955	33,851	10,959	45,127	184
B06110	Ocean fishing, commercial (using vessels over 3 tons)	13	121,767	21,158	-	35,610	19
B06120	Coastal fishing, municipal (using vessels of less than 3 tons)	s	s	s	s	s	s
B06130	Fish corral fishing	s	s	s	s	s	s
B06300	Prawn culture	3	54,563	1,062	9,130	6,495	165
B06410	Fishpond operation (except fish breeding farms and nurseries)	4	19,579	11,631	1,828	2,998	-
	VII - Central Visayas	22	108,014	14,094	19,315	16,547	-
B06110	Ocean fishing, commercial (using vessels over 3 tons)	12	33,077	2,700	-	1,183	-
B06120	Coastal fishing, municipal (using vessels of less than 3 tons)	s	s	s	s	s	-
B06210	Catching fish, crabs and crustaceans in inland waters	s	s	s	s	s	-
B06300	Prawn culture	5	54,421	8,741	19,315	5,026	-
B06410	Fishpond operation (except fish breeding farms and nurseries)	s	s	s	s	s	-
B06610	Pearl culture	s	s	s	s	s	-
	VIII - Eastern Visayas	4	22,791	-	-	-	-
B06110	Ocean fishing, commercial (using vessels over 3 tons)	4	22,791	-	-	-	-
	IX - Zamboanga Peninsula	12	312,426	88,906	9,874	60,343	-
B06110	Ocean fishing, commercial (using vessels over 3 tons)	9	282,066	86,406	174	54,945	-
B06120	Coastal fishing, municipal (using vessels of less than 3 tons)	s	s	s	s	s	-
B06300	Prawn culture	s	s	s	s	s	-
B06410	Fishpond operation (except fish breeding farms and nurseries)	s	s	s	s	s	-
	XI - Davao Region	4	39,505	967	26,653	1,482	-
B06110	Ocean fishing, commercial (using vessels over 3 tons)	s	s	s	s	s	-
B06410	Fishpond operation (except fish breeding farms and nurseries)	s	s	s	s	s	-
	XII - SOCCSKSARGEN	31	3,256,600	580,605	101,656	512,491	453
B06110	Ocean fishing, commercial (using vessels over 3 tons)	25	2,834,442	538,767	-	396,911	-
B06120	Coastal fishing, municipal (using vessels of less than 3 tons)	s	s	s	s	s	s
B06300	Prawn culture	3	104,550	-	1,317	49,408	453
B06410	Fishpond operation (except fish breeding farms and nurseries)	s	s	s	s	s	s
	XIII - Caraga	s	s	-	-	-	-
B06610	Pearl culture	s	s	-	-	-	-

TABLE 8a Number of Establishments and Book Value of Tangible Fixed Assets by Type for Fishing Establishments with Total Employment of 20 and Over by Region and Industry Sub-class: Philippines, 2009 (Continued)

(Value in thousand pesos. Details may not add-up to total due to rounding and/or statistical disclosure control)

1994 PSIC Code	Region/ Industry Description	Book Value of Fixed Assets as of December 31					
		Fishing boat/craft/ vessel	Transport Equipment	ICT Machinery and Equipment	Other Machinery and Equipment	Valuables	Other Tangible Fixed Assets
		(7)	(8)	(9)	(10)	(11)	(12)
	Philippines	2,552,365	146,499	95,675	703,005	8,254	218,085
B06110	Ocean fishing, commercial (using vessels over 3 tons)	2,534,410	99,936	58,346	484,394	50	140,640
B06120	Coastal fishing, municipal (using vessels of less than 3 tons)	7,750	696	-	1,179	-	17
B06130	Fish corral fishing						
B06210	Catching fish, crabs and crustaceans in inland waters	s	s	s	s	s	s
B06300	Prawn culture	-	9,193	8,469	96,880	8,204	367
B06410	Fishpond operation (except fish breeding farms and nurseries)	817	22,346	11,583	25,141	-	64,088
B06420	Fishpen and fishcage operation	5,578	4,671	533	1,823	-	6,617
B06430	Operation of fish breeding farms and nurseries	s	s	s	s	s	s
B06610	Pearl culture	3,407	2,147	7,131	22,230	-	186
B06800	Service activities incidental to fishing	s	s	s	s	s	s
	National Capital Region	842,410	27,847	12,857	322,435	-	7,576
B06110	Ocean fishing, commercial (using vessels over 3 tons)	s	s	s	s	-	s
B06800	Service activities incidental to fishing	s	s	s	s	-	s
	I- Ilocos Region	s	s	s	s	-	-
B06120	Coastal fishing, municipal (using vessels of less than 3 tons)	s	s	s	s	-	-
B06420	Fishpen and fishcage operation	s	s	s	s	-	-
	III - Central Luzon	737	2,102	35	23,825	-	-
B06410	Fishpond operation (except fish breeding farms and nurseries)	537	1,352	35	1,508	-	-
B06420	Fishpen and fishcage operation	s	s	-	s	-	-
B06430	Operation of fish breeding farms and nurseries	s	s	-	s	-	-
	IVA - CALABARZON	7,480	5,153	20	3,900	-	6,617
B06110	Ocean fishing, commercial (using vessels over 3 tons)	s	s	s	s	-	s
B06300	Prawn culture	s	s	s	s	-	s
B06420	Fishpen and fishcage operation	s	s	s	s	-	s
	IVB - MIMAROPA	7,682	3,743	7,378	21,993	-	346
B06110	Ocean fishing, commercial (using vessels over 3 tons)	s	s	s	s	-	s
B06410	Fishpond operation (except fish breeding farms and nurseries)	s	s	s	s	-	s
B06610	Pearl culture	3,407	2,143	7,131	21,067	-	186

TABLE 8a Number of Establishments and Book Value of Tangible Fixed Assets by Type for Fishing Establishments with Total Employment of 20 and Over by Region and Industry Sub-class: Philippines, 2009 (Concluded)

(Value in thousand pesos. Details may not add-up to total due to rounding and/or statistical disclosure control)

1994 PSIC Code	Region/ Industry Description	Book Value of Fixed Assets as of December 31					
		Fishing boat/craft/vessel	Transport Equipment	ICT Machinery and Equipment	Other Machinery and Equipment	Valuables	Other Tangible Fixed Assets
		(7)	(8)	(9)	(10)	(11)	(12)
	VI - Western Visayas	44,654	18,486	3,506	39,820	-	367
B06110	Ocean fishing, commercial (using vessels over 3 tons)	44,654	11,172	181	8,973	-	-
B06120	Coastal fishing, municipal (using vessels of less than 3 tons)	s	s	s	s	-	s
B06130	Fish corral fishing	s	s	s	s	-	s
B06300	Prawn culture	-	5,850	3,305	28,188	-	367
B06410	Fishpond operation (except fish breeding farms and nurseries)	-	1,463	20	1,638	-	-
	VII - Central Visayas	25,770	4,872	404	26,962	50	-
B06110	Ocean fishing, commercial (using vessels over 3 tons)	24,907	1,135	300	2,802	50	-
B06120	Coastal fishing, municipal (using vessels of less than 3 tons)	s	s	s	s	s	-
B06210	Catching fish, crabs and crustaceans in inland waters	s	s	s	s	s	-
B06300	Prawn culture	-	2,409	104	18,826	-	-
B06410	Fishpond operation (except fish breeding farms and nurseries)	s	s	s	s	s	-
B06610	Pearl culture	s	s	s	s	s	-
	VIII - Eastern Visayas	20,384	460	226	1,720	-	-
B06110	Ocean fishing, commercial (using vessels over 3 tons)	20,384	460	226	1,720	-	-
	IX - Zamboanga Peninsula	104,810	21,559	290	18,199	8,204	240
B06110	Ocean fishing, commercial (using vessels over 3 tons)	100,969	20,883	290	18,176	-	223
B06120	Coastal fishing, municipal (using vessels of less than 3 tons)	s	s	s	s	s	s
B06300	Prawn culture	s	s	s	s	s	s
B06410	Fishpond operation (except fish breeding farms and nurseries)	s	s	s	s	s	s
	XI - Davao Region	3,800	4,241	233	1,250	-	879
B06110	Ocean fishing, commercial (using vessels over 3 tons)	s	s	s	s	-	s
B06410	Fishpond operation (except fish breeding farms and nurseries)	s	s	s	s	-	s
	XII - SOCCSKSARGEN	1,489,223	57,189	70,193	242,730	-	202,060
B06110	Ocean fishing, commercial (using vessels over 3 tons)	1,485,781	43,021	53,892	177,155	-	138,916
B06120	Coastal fishing, municipal (using vessels of less than 3 tons)	s	s	s	s	-	s
B06300	Prawn culture	-	28	5,060	48,283	-	-
B06410	Fishpond operation (except fish breeding farms and nurseries)	s	s	s	s	-	s
	XIII - Caraga	-	s	-	-	-	-
B06610	Pearl culture	-	s	-	-	-	-

TABLE 8a.1 Number of Establishments and Book Value of Intangible Assets for Fishing Establishments with Total Employment of 20 and Over by Region and Industry Sub-class: Philippines, 2009

(Value in thousand pesos. Details may not add-up to total due to rounding and/or statistical disclosure control)

1994 PSIC Code	Region/ Industry Description	Number of Establishments	Book Value of Intangible Assets				
			Total	Intangible Non-produced Assets	Computer Software and Databases	Entertainment, literary and artistic originals	Other Intangible Assets
			(1)	(2)	(3)	(4)	(5)
	Philippines	137	3,720	21	3,699	-	-
B06110	Ocean fishing, commercial (using vessels over 3 tons)	86	3,720	21	3,699	-	-
B06120	Coastal fishing, municipal (using vessels of less than 3 tons)	7	-	-	-	-	-
B06130	Fish corral fishing						
B06210	Catching fish, crabs and crustaceans in inland waters	S	S	S	S	-	-
B06300	Prawn culture	13	-	-	-	-	-
B06410	Fishpond operation (except fish breeding farms and nurseries)	16	-	-	-	-	-
B06420	Fishpen and fishcage operation	3	-	-	-	-	-
B06430	Operation of fish breeding farms and nurseries	S	S	S	S	-	-
B06610	Pearl culture	8	-	-	-	-	-
B06800	Service activities incidental to fishing	S	S	S	S	-	-
	National Capital Region	16	2	-	2	-	-
B06110	Ocean fishing, commercial (using vessels over 3 tons)	S	S	-	S	-	-
B06800	Service activities incidental to fishing	S	S	-	S	-	-
	I - Ilocos Region	S	-	-	-	-	-
B06120	Coastal fishing, municipal (using vessels of less than 3 tons)	S	-	-	-	-	-
B06420	Fishpen and fishcage operation	S	-	-	-	-	-
	III - Central Luzon	6	-	-	-	-	-
B06410	Fishpond operation (except fish breeding farms and nurseries)	4	-	-	-	-	-
B06420	Fishpen and fishcage operation	S	-	-	-	-	-
B06430	Operation of fish breeding farms and nurseries	S	-	-	-	-	-
	IVA - CALABARZON	4	-	-	-	-	-
B06110	Ocean fishing, commercial (using vessels over 3 tons)	S	-	-	-	-	-
B06300	Prawn culture	S	-	-	-	-	-
B06420	Fishpen and fishcage operation	S	-	-	-	-	-
	IVB - MIMAROPA	12	-	-	-	-	-
B06110	Ocean fishing, commercial (using vessels over 3 tons)	S	-	-	-	-	-
B06410	Fishpond operation (except fish breeding farms and nurseries)	S	-	-	-	-	-
B06610	Pearl culture	6	-	-	-	-	-

TABLE 8a.1 Number of Establishments and Book Value of Intangible Assets for Fishing Establishments with Total Employment of 20 and Over by Region and Industry Sub-class: Philippines, 2009 (Concluded)

(Value in thousand pesos. Details may not add-up to total due to rounding and/or statistical disclosure control)

1994 PSIC Code	Region/ Industry Description	Number of Establishments	Book Value of Intangible Assets				
			Total	Intangible Non-produced Assets	Computer Software and Databases	Entertainment, literary and artistic originals	Other Intangible Assets
			(1)	(2)	(3)	(4)	(5)
VI - Western Visayas		22	-	-	-	-	-
B06110	Ocean fishing, commercial (using vessels over 3 tons)	13	-	-	-	-	-
B06120	Coastal fishing, municipal (using vessels of less than 3 tons)	s	-	-	-	-	-
B06130	Fish corral fishing	s	-	-	-	-	-
B06300	Prawn culture	3	-	-	-	-	-
B06410	Fishpond operation (except fish breeding farms and nurseries)	4	-	-	-	-	-
VII - Central Visayas		22	-	-	-	-	-
B06110	Ocean fishing, commercial (using vessels over 3 tons)	12	-	-	-	-	-
B06120	Coastal fishing, municipal (using vessels of less than 3 tons)	s	-	-	-	-	-
B06210	Catching fish, crabs and crustaceans in inland waters	s	-	-	-	-	-
B06300	Prawn culture	5	-	-	-	-	-
B06410	Fishpond operation (except fish breeding farms and nurseries)	s	-	-	-	-	-
B06610	Pearl culture	s	-	-	-	-	-
VIII - Eastern Visayas		4	21	21	-	-	-
B06110	Ocean fishing, commercial (using vessels over 3 tons)	4	21	21	-	-	-
IX - Zamboanga Peninsula		12	3,697	-	3,697	-	-
B06110	Ocean fishing, commercial (using vessels over 3 tons)	9	3,697	-	3,697	-	-
B06120	Coastal fishing, municipal (using vessels of less than 3 tons)	s	s	-	s	-	-
B06300	Prawn culture	s	s	-	s	-	-
B06410	Fishpond operation (except fish breeding farms and nurseries)	s	s	-	s	-	-
XI - Davao Region		4	-	-	-	-	-
B06110	Ocean fishing, commercial (using vessels over 3 tons)	s	-	-	-	-	-
B06410	Fishpond operation (except fish breeding farms and nurseries)	s	-	-	-	-	-
XII - SOCCSKSARGEN		31	-	-	-	-	-
B06110	Ocean fishing, commercial (using vessels over 3 tons)	25	-	-	-	-	-
B06120	Coastal fishing, municipal (using vessels of less than 3 tons)	s	-	-	-	-	-
B06300	Prawn culture	3	-	-	-	-	-
B06410	Fishpond operation (except fish breeding farms and nurseries)	s	-	-	-	-	-
XIII - Caraga		s	-	-	-	-	-
B06610	Pearl culture	s	-	-	-	-	-

TABLE 9a Number of Establishments and Value of Inventories by Type for Fishing Establishments with Total Employment of 20 and Over by Region and Industry Sub-class: Philippines, 2009

(Value in thousand pesos. Details may not add-up to total due to rounding and/or statistical disclosure control)

1994 PSIC Code	Region/ Industry Description	Number of Establishments	Inventories as of January 1		
			Total	Finished Products	Work-in- Progress
			(1)	(2)	(3)
	Philippines	137	792,375	166,498	184,831
B06110	Ocean fishing, commercial (using vessels over 3 tons)	86	320,728	32,235	-
B06120	Coastal fishing, municipal (using vessels of less than 3 tons)	7	10	-	-
B06130	Fish corral fishing				
B06210	Catching fish, crabs and crustaceans in inland waters	s	s	s	s
B06300	Prawn culture	13	88,035	24,971	50,406
B06410	Fishpond operation (except fish breeding farms and nurseries)	16	241,799	60,242	126,925
B06420	Fishpen and fishcage operation	3	15,970	7,520	7,500
B06430	Operation of fish breeding farms and nurseries	s	s	s	s
B06610	Pearl culture	8	113,418	41,530	-
B06800	Service activities incidental to fishing	s	s	s	s
	National Capital Region	16	182,866	-	-
B06110	Ocean fishing, commercial (using vessels over 3 tons)	s	s	-	-
B06800	Service activities incidental to fishing	s	s	-	-
	I - Ilocos Region	s	s	-	s
B06120	Coastal fishing, municipal (using vessels of less than 3 tons)	s	s	-	s
B06420	Fishpen and fishcage operation	s	s	-	s
	III - Central Luzon	6	11,081	4,500	5,388
B06410	Fishpond operation (except fish breeding farms and nurseries)	4	5,916	-	5,388
B06420	Fishpen and fishcage operation	s	s	s	-
B06430	Operation of fish breeding farms and nurseries	s	s	s	-
	IVA - CALABARZON	4	3,398	3,020	-
B06110	Ocean fishing, commercial (using vessels over 3 tons)	s	s	s	-
B06300	Prawn culture	s	s	s	-
B06420	Fishpen and fishcage operation	s	s	s	-
	IVB - MIMAROPA	12	113,959	41,530	1
B06110	Ocean fishing, commercial (using vessels over 3 tons)	s	s	s	s
B06410	Fishpond operation (except fish breeding farms and nurseries)	s	s	s	s
B06610	Pearl culture	6	113,400	41,530	-

TABLE 9a Number of Establishments and Value of Inventories by Type for Fishing Establishments with Total Employment of 20 and Over by Region and Industry Sub-class: Philippines, 2009 (Continued)

(Value in thousand pesos. Details may not add-up to total due to rounding and/or statistical disclosure control)

1994 PSIC Code	Region/ Industry Description	Number of Establishments	Inventories as of January 1		
			Total	Finished Products	Work-in- Progress
			(1)	(2)	(3)
VI - Western Visayas		22	12,171	-	3,087
B06110	Ocean fishing, commercial (using vessels over 3 tons)	13	2,702	-	-
B06120	Coastal fishing, municipal (using vessels of less than 3 tons)	s	s	-	s
B06130	Fish corral fishing	s	s	-	s
B06300	Prawn culture	3	5,808	-	2,359
B06410	Fishpond operation (except fish breeding farms and nurseries)	4	3,660	-	728
VII - Central Visayas		22	27,152	2,524	19,052
B06110	Ocean fishing, commercial (using vessels over 3 tons)	12	3,807	1,150	-
B06120	Coastal fishing, municipal (using vessels of less than 3 tons)	s	s	s	s
B06210	Catching fish, crabs and crustaceans in inland waters	s	s	s	s
B06300	Prawn culture	5	14,551	1,241	12,069
B06410	Fishpond operation (except fish breeding farms and nurseries)	s	s	s	s
B06610	Pearl culture	s	s	s	s
VIII - Eastern Visayas		4	72	-	-
B06110	Ocean fishing, commercial (using vessels over 3 tons)	4	72	-	-
IX - Zamboanga Peninsula		12	1,102	-	-
B06110	Ocean fishing, commercial (using vessels over 3 tons)	9	1,099	-	-
B06120	Coastal fishing, municipal (using vessels of less than 3 tons)	s	s	-	-
B06300	Prawn culture	s	s	-	-
B06410	Fishpond operation (except fish breeding farms and nurseries)	s	s	-	-
XI - Davao Region		4	3,975	-	674
B06110	Ocean fishing, commercial (using vessels over 3 tons)	s	s	-	s
B06410	Fishpond operation (except fish breeding farms and nurseries)	s	s	-	s
XII - SOCCSKSARGEN		31	428,372	114,923	149,128
B06110	Ocean fishing, commercial (using vessels over 3 tons)	25	141,241	31,085	-
B06120	Coastal fishing, municipal (using vessels of less than 3 tons)	s	s	s	s
B06300	Prawn culture	3	67,465	23,730	35,978
B06410	Fishpond operation (except fish breeding farms and nurseries)	s	s	s	s
XIII - Caraga		s	s	-	s
B06610	Pearl culture	s	s	-	s

TABLE 9a Number of Establishments and Value of Inventories by Type for Fishing Establishments with Total Employment of 20 and Over by Region and Industry Sub-class: Philippines, 2009 (Continued)

(Value in thousand pesos. Details may not add-up to total due to rounding and/or statistical disclosure control)

1994 PSIC Code	Region/ Industry Description	Inventories as of January 1			
		Goods for Resale	Materials, Supplies and Fuels	Fuels, Lubricants, Oils and Greases	Other Inventories
		(5)	(6)	(7)	(8)
	Philippines	27,639	219,984	190,848	2,576
B06110	Ocean fishing, commercial (using vessels over 3 tons)	27,635	74,214	186,580	64
B06120	Coastal fishing, municipal (using vessels of less than 3 tons)	}	10	-	-
B06130	Fish corral fishing	}			
B06210	Catching fish, crabs and crustaceans in inland waters	s	s	s	s
B06300	Prawn culture	-	12,658	-	-
B06410	Fishpond operation (except fish breeding farms and nurseries)	4	48,773	3,344	2,511
B06420	Fishpen and fishcage operation	-	700	250	-
B06430	Operation of fish breeding farms and nurseries	s	s	s	s
B06610	Pearl culture	-	71,888	-	-
B06800	Service activities incidental to fishing	s	s	s	s
	National Capital Region	-	33,391	149,411	64
B06110	Ocean fishing, commercial (using vessels over 3 tons)	-	s	s	s
B06800	Service activities incidental to fishing	-	s	s	s
	I - Ilocos Region	-	s	-	-
B06120	Coastal fishing, municipal (using vessels of less than 3 tons)	-	s	-	-
B06420	Fishpen and fishcage operation	-	s	-	-
	III - Central Luzon	-	786	406	-
B06410	Fishpond operation (except fish breeding farms and nurseries)	-	372	156	-
B06420	Fishpen and fishcage operation	-	s	s	-
B06430	Operation of fish breeding farms and nurseries	-	s	s	-
	IVA - CALABARZON	-	252	126	-
B06110	Ocean fishing, commercial (using vessels over 3 tons)	-	s	s	-
B06300	Prawn culture	-	s	s	-
B06420	Fishpen and fishcage operation	-	s	s	-
	IVB - MIMAROPA	-	72,422	6	-
B06110	Ocean fishing, commercial (using vessels over 3 tons)	-	s	s	-
B06410	Fishpond operation (except fish breeding farms and nurseries)	-	s	s	-
B06610	Pearl culture	-	71,870	-	-

TABLE 9a Number of Establishments and Value of Inventories by Type for Fishing Establishments with Total Employment of 20 and Over by Region and Industry Sub-class: Philippines, 2009 (Continued)

(Value in thousand pesos. Details may not add-up to total due to rounding and/or statistical disclosure control)

1994 PSIC Code	Region/ Industry Description	Inventories as of January 1			
		Goods for Resale	Materials, Supplies and Fuels	Fuels, Lubricants, Oils and Greases	Other Inventories
		(5)	(6)	(7)	(8)
	VI - Western Visayas	-	5,977	3,107	-
B06110	Ocean fishing, commercial (using vessels over 3 tons)	-	1,819	883	-
B06120	Coastal fishing, municipal (using vessels of less than 3 tons)	-	s	s	-
B06130	Fish corral fishing	-	s	s	-
B06300	Prawn culture	-	3,449	-	-
B06410	Fishpond operation (except fish breeding farms and nurseries)	-	708	2,224	-
	VII - Central Visayas	29	4,936	611	-
B06110	Ocean fishing, commercial (using vessels over 3 tons)	25	2,072	560	-
B06120	Coastal fishing, municipal (using vessels of less than 3 tons)	s	s	s	-
B06210	Catching fish, crabs and crustaceans in inland waters	s	s	s	-
B06300	Prawn culture	-	1,241	-	-
B06410	Fishpond operation (except fish breeding farms and nurseries)	s	s	s	-
B06610	Pearl culture	s	s	s	-
	VIII - Eastern Visayas	-	12	60	-
B06110	Ocean fishing, commercial (using vessels over 3 tons)	-	12	60	-
	IX - Zamboanga Peninsula	171	917	14	-
B06110	Ocean fishing, commercial (using vessels over 3 tons)	171	914	13	-
B06120	Coastal fishing, municipal (using vessels of less than 3 tons)	s	s	s	-
B06300	Prawn culture	s	s	s	-
B06410	Fishpond operation (except fish breeding farms and nurseries)	-	s	-	-
	XI - Davao Region	-	3,174	128	-
B06110	Ocean fishing, commercial (using vessels over 3 tons)	-	s	s	-
B06410	Fishpond operation (except fish breeding farms and nurseries)	-	s	s	-
	XII - SOCCSKSARGEN	27,439	97,390	36,980	2,511
B06110	Ocean fishing, commercial (using vessels over 3 tons)	27,439	46,646	36,071	-
B06120	Coastal fishing, municipal (using vessels of less than 3 tons)	s	s	s	s
B06300	Prawn culture	-	7,758	-	-
B06410	Fishpond operation (except fish breeding farms and nurseries)	s	s	s	s
	XIII - Caraga	-	s	-	-
B06610	Pearl culture	-	s	-	-

TABLE 9a Number of Establishments and Value of Inventories by Type for Fishing Establishments with Total Employment of 20 and Over by Region and Industry Sub-class: Philippines, 2009 (Continued)

(Value in thousand pesos. Details may not add-up to total due to rounding and/or statistical disclosure control)

1994 PSIC Code	Region/ Industry Description	Inventories as of December 31						
		Total	Finished Products	Work-in Progress	Goods for Resale	Materials, Supplies and Fuels	Fuels, Lubricants, Oils and Greases	Other Inventories
		(9)	(10)	(11)	(12)	(13)	(14)	(15)
	Philippines	843,049	173,962	148,658	31,197	321,681	165,540	2,012
B06110	Ocean fishing, commercial (using vessels over 3 tons)	328,714	650	-	31,195	135,668	161,158	43
B06120	Coastal fishing, municipal (using vessels of less than 3 tons)	9	-	-	-	8	-	-
B06130	Fish corral fishing							
B06210	Catching fish, crabs and crustaceans in inland waters	s	s	s	s	s	s	s
B06300	Prawn culture	103,301	51,875	32,473	-	18,371	581	-
B06410	Fishpond operation (except fish breeding farms and nurseries)	268,148	101,036	108,184	2	54,148	2,809	1,969
B06420	Fishpen and fishcage operation	17,635	8,635	8,000	-	700	300	-
B06430	Operation of fish breeding farms and nurseries	s	s	s	s	s	s	-
B06610	Pearl culture	112,257	11,766	-	-	100,491	-	-
B06800	Service activities incidental to fishing	s	s	s	s	s	s	-
	National Capital Region	170,667	-	-	-	45,192	125,432	43
B06110	Ocean fishing, commercial (using vessels over 3 tons)	s	-	-	-	s	s	s
B06800	Service activities incidental to fishing	s	-	-	-	s	s	s
	I- Ilocos Region	s	-	s	-	s	-	-
B06120	Coastal fishing, municipal (using vessels of less than 3 tons)	s	-	s	-	s	-	-
B06420	Fishpen and fishcage operation	s	-	s	-	s	-	-
	III - Central Luzon	11,090	5,500	4,306	-	844	441	-
B06410	Fishpond operation (except fish breeding farms and nurseries)	4,876	-	4,306	-	429	141	-
B06420	Fishpen and fishcage operation	s	s	s	-	s	s	-
B06430	Operation of fish breeding farms and nurseries	s	s	s	-	s	s	-
	IVA - CALABARZON	3,660	3,135	-	-	438	87	-
B06110	Ocean fishing, commercial (using vessels over 3 tons)	s	s	-	-	s	s	-
B06300	Prawn culture	s	s	-	-	s	s	-
B06420	Fishpen and fishcage operation	s	s	-	-	s	s	-
	IVB - MIMAROPA	93,033	11,766	3	-	81,256	9	-
B06110	Ocean fishing, commercial (using vessels over 3 tons)	s	s	s	-	s	s	-
B06410	Fishpond operation (except fish breeding farms and nurseries)	s	s	s	-	s	s	-
B06610	Pearl culture	92,479	11,766	-	-	80,713	-	-

TABLE 9a Number of Establishments and Value of Inventories by Type for Fishing Establishments with Total Employment of 20 and Over by Region and Industry Sub-class: Philippines, 2009 (Concluded)

(Value in thousand pesos. Details may not add-up to total due to rounding and/or statistical disclosure control)

1994 PSIC Code	Region/ Industry Description	Inventories as of December 31						Other Inventories
		Total	Finished Products	Work-in Progress	Goods for Resale	Materials, Supplies and Fuels	Fuels, Lubricants, Oils and Greases	
		(9)	(10)	(11)	(12)	(13)	(14)	
	VI - Western Visayas	11,728	-	4,920	-	4,422	2,386	-
B06110	Ocean fishing, commercial (using vessels over 3 tons)	1,970	-	-	-	1,347	623	-
B06120	Coastal fishing, municipal (using vessels of less than 3 tons)	s	-	s	-	s	s	-
B06130	Fish corral fishing	s	-	s	-	s	s	-
B06300	Prawn culture	6,362	-	4,154	-	2,208	-	-
B06410	Fishpond operation (except fish breeding farms and nurseries)	3,395	-	766	-	867	1,762	-
	VII - Central Visayas	21,489	1,827	13,620	12	5,613	417	-
B06110	Ocean fishing, commercial (using vessels over 3 tons)	2,519	650	-	10	1,524	335	-
B06120	Coastal fishing, municipal (using vessels of less than 3 tons)	s	s	s	s	s	s	-
B06210	Catching fish, crabs and crustaceans in inland waters	s	s	s	s	s	s	-
B06300	Prawn culture	9,177	1,061	6,811	-	1,306	-	-
B06410	Fishpond operation (except fish breeding farms and nurseries)	s	s	s	s	s	s	-
B06610	Pearl culture	s	s	s	s	s	s	-
	VIII - Eastern Visayas	100	-	-	-	64	36	-
B06110	Ocean fishing, commercial (using vessels over 3 tons)	100	-	-	-	64	36	-
	IX - Zamboanga Peninsula	2,230	-	-	103	2,113	14	-
B06110	Ocean fishing, commercial (using vessels over 3 tons)	2,227	-	-	103	2,111	14	-
B06120	Coastal fishing, municipal (using vessels of less than 3 tons)	s	-	-	s	s	s	-
B06300	Prawn culture	s	-	-	s	s	s	-
B06410	Fishpond operation (except fish breeding farms and nurseries)	s	-	-	s	s	s	-
	XI - Davao Region	4,994	-	626	-	4,296	72	-
B06110	Ocean fishing, commercial (using vessels over 3 tons)	s	-	s	-	s	s	-
B06410	Fishpond operation (except fish breeding farms and nurseries)	s	-	s	-	s	s	-
	XII - SOCCSKSARGEN	495,571	151,734	117,184	31,083	156,956	36,645	1,969
B06110	Ocean fishing, commercial (using vessels over 3 tons)	162,993	-	-	31,083	96,650	35,261	-
B06120	Coastal fishing, municipal (using vessels of less than 3 tons)	s	s	s	s	s	s	s
B06300	Prawn culture	87,360	50,815	21,508	-	14,456	581	-
B06410	Fishpond operation (except fish breeding farms and nurseries)	s	s	s	s	s	s	s
	XIII - Caraga	s	-	s	-	s	-	-
B06610	Pearl culture	s	-	s	-	s	-	-

TABLE 10a Number of Reporting Establishments and Highest Capital Participation Rate of Stockholder by Nationality for Fishing Establishments with Total Employment of 20 and Over by Region and Industry Sub-class: Philippines, 2009

(An establishment with equal capital participation rates may be reported several times)

1994 PSIC Code	Region/ Industry Description	Number of Reporting Establishments	Highest Capital Participation Rate of Stockholder as of December 31 by Nationality				
			Filipino	American	British	Chinese	German
			(1)	(2)	(3)	(4)	(5)
	Philippines	137	137	-	-	1	-
B06110	Ocean fishing, commercial (using vessels over 3 tons)	86	86	-	-	-	-
B06120	Coastal fishing, municipal (using vessels of less than 3 tons)	7	7	-	-	-	-
B06130	Fish corral fishing						
B06210	Catching fish, crabs and crustaceans in inland waters	s	s	-	-	s	-
B06300	Prawn culture	13	13	-	-	-	-
B06410	Fishpond operation (except fish breeding farms and nurseries)	16	16	-	-	-	-
B06420	Fishpen and fishcage operation	3	3	-	-	1	-
B06430	Operation of fish breeding farms and nurseries	s	s	-	-	s	-
B06610	Pearl culture	8	8	-	-	-	-
B06800	Service activities incidental to fishing	s	s	-	-	s	-
	National Capital Region	16	16	-	-	-	-
B06110	Ocean fishing, commercial (using vessels over 3 tons)	s	s	-	-	-	-
B06800	Service activities incidental to fishing	s	s	-	-	-	-
	I- Ilocos Region	s	s	-	-	-	-
B06120	Coastal fishing, municipal (using vessels of less than 3 tons)	s	s	-	-	-	-
B06420	Fishpen and fishcage operation	s	s	-	-	-	-
	III - Central Luzon	6	6	-	-	1	-
B06410	Fishpond operation (except fish breeding farms and nurseries)	4	4	-	-	-	-
B06420	Fishpen and fishcage operation	s	s	-	-	s	-
B06430	Operation of fish breeding farms and nurseries	s	s	-	-	s	-
	IVA - CALABARZON	4	4	-	-	-	-
B06110	Ocean fishing, commercial (using vessels over 3 tons)	s	s	-	-	-	-
B06300	Prawn culture	s	s	-	-	-	-
B06420	Fishpen and fishcage operation	s	s	-	-	-	-
	IVB - MIMAROPA	12	12	-	-	-	-
B06110	Ocean fishing, commercial (using vessels over 3 tons)	s	s	-	-	-	-
B06410	Fishpond operation (except fish breeding farms and nurseries)	s	s	-	-	-	-
B06610	Pearl culture	6	6	-	-	-	-

TABLE 10a Number of Reporting Establishments and Highest Capital Participation Rate of Stockholder by Nationality for Fishing Establishments with Total Employment of 20 and Over by Region and Industry Sub-class: Philippines, 2009

(An establishment with equal capital participation rates may be reported several times)

1994 PSIC Code	Region/ Industry Description	Number of Reporting Establishments	Highest Capital Participation Rate of Stockholder as of December 31 by Nationality				
			Filipino	American	British	Chinese	German
			(1)	(2)	(3)	(4)	(5)
Philippines		137	137	-	-	1	-
B06110	Ocean fishing, commercial (using vessels over 3 tons)	86	86	-	-	-	-
B06120	Coastal fishing, municipal	7	7	-	-	-	-
	(using vessels of less than 3 tons)						
B06130	Fish corral fishing						
B06210	Catching fish, crabs and crustaceans in inland waters	s	s	-	-	s	-
B06300	Prawn culture	13	13	-	-	-	-
B06410	Fishpond operation (except fish breeding farms and nurseries)	16	16	-	-	-	-
B06420	Fishpen and fishcage operation	3	3	-	-	1	-
B06430	Operation of fish breeding farms and nurseries	s	s	-	-	s	-
B06610	Pearl culture	8	8	-	-	-	-
B06800	Service activities incidental to fishing	s	s	-	-	s	-
National Capital Region		16	16	-	-	-	-
B06110	Ocean fishing, commercial (using vessels over 3 tons)	s	s	-	-	-	-
B06800	Service activities incidental to fishing	s	s	-	-	-	-
I- Ilocos Region		s	s	-	-	-	-
B06120	Coastal fishing, municipal	s	s	-	-	-	-
	(using vessels of less than 3 tons)						
B06420	Fishpen and fishcage operation	s	s	-	-	-	-
III - Central Luzon		6	6	-	-	1	-
B06410	Fishpond operation (except fish breeding farms and nurseries)	4	4	-	-	-	-
B06420	Fishpen and fishcage operation	s	s	-	-	s	-
B06430	Operation of fish breeding farms and nurseries	s	s	-	-	s	-
IVA - CALABARZON		4	4	-	-	-	-
B06110	Ocean fishing, commercial (using vessels over 3 tons)	s	s	-	-	-	-
B06300	Prawn culture	s	s	-	-	-	-
B06420	Fishpen and fishcage operation	s	s	-	-	-	-
IVB - MIMAROPA		12	12	-	-	-	-
B06110	Ocean fishing, commercial (using vessels over 3 tons)	s	s	-	-	-	-
B06410	Fishpond operation (except fish breeding farms and nurseries)	s	s	-	-	-	-
B06610	Pearl culture	6	6	-	-	-	-

TABLE 10a Number of Reporting Establishments and Highest Capital Participation Rate of Stockholder by Nationality for Fishing Establishments with Total Employment of 20 and Over by Region and Industry Sub-class: Philippines, 2009 (Continued)

(An establishment with equal capital participation rates may be reported several times)

1994 PSIC Code	Region/ Industry Description	Highest Capital Participation Rate of Stockholder as of December 31 by Nationality				
		Japanese	Korean	Singaporean	Taiwanese	Others
		(7)	(8)	(9)	(10)	(11)
	Philippines	-	-	-	-	-
B06110	Ocean fishing, commercial (using vessels over 3 tons)	-	-	-	-	-
B06120	Coastal fishing, municipal (using vessels of less than 3 tons)	-	-	-	-	-
B06130	Fish corral fishing	-	-	-	-	-
B06210	Catching fish, crabs and crustaceans in inland waters	-	-	-	-	-
B06300	Prawn culture	-	-	-	-	-
B06410	Fishpond operation (except fish breeding farms and nurseries)	-	-	-	-	-
B06420	Fishpen and fishcage operation	-	-	-	-	-
B06430	Operation of fish breeding farms and nurseries	-	-	-	-	-
B06610	Pearl culture	-	-	-	-	-
B06800	Service activities incidental to fishing	-	-	-	-	-
	National Capital Region	-	-	-	-	-
B06110	Ocean fishing, commercial (using vessels over 3 tons)	-	-	-	-	-
B06800	Service activities incidental to fishing	-	-	-	-	-
	I- Ilocos Region	-	-	-	-	-
B06120	Coastal fishing, municipal (using vessels of less than 3 tons)	-	-	-	-	-
B06420	Fishpen and fishcage operation	-	-	-	-	-
	III - Central Luzon	-	-	-	-	-
B06410	Fishpond operation (except fish breeding farms and nurseries)	-	-	-	-	-
B06420	Fishpen and fishcage operation	-	-	-	-	-
B06430	Operation of fish breeding farms and nurseries	-	-	-	-	-
	IVA - CALABARZON	-	-	-	-	-
B06110	Ocean fishing, commercial (using vessels over 3 tons)	-	-	-	-	-
B06300	Prawn culture	-	-	-	-	-
B06420	Fishpen and fishcage operation	-	-	-	-	-
	IVB - MIMAROPA	-	-	-	-	-
B06110	Ocean fishing, commercial (using vessels over 3 tons)	-	-	-	-	-
B06410	Fishpond operation (except fish breeding farms and nurseries)	-	-	-	-	-
B06610	Pearl culture	-	-	-	-	-

TABLE 10a Number of Reporting Establishments and Highest Capital Participation Rate of Stockholder by Nationality for Fishing Establishments with Total Employment of 20 and Over by Region and Industry Sub-class: Philippines, 2009 (Concluded)

(An establishment with equal capital participation rates may be reported several times)

1994 PSIC Code	Region/ Industry Description	Highest Capital Participation Rate of Stockholder as of December 31 by Nationality				
		Japanese	Korean	Singaporean	Taiwanese	Others
		(7)	(8)	(9)	(10)	(11)
VI - Western Visayas		-	-	-	-	-
B06110	Ocean fishing, commercial (using vessels over 3 tons)	-	-	-	-	-
B06120	Coastal fishing, municipal (using vessels of less than 3 tons)	-	-	-	-	-
B06130	Fish corral fishing	-	-	-	-	-
B06300	Prawn culture	-	-	-	-	-
B06410	Fishpond operation (except fish breeding farms and nurseries)	-	-	-	-	-
VII - Central Visayas		-	-	-	-	-
B06110	Ocean fishing, commercial (using vessels over 3 tons)	-	-	-	-	-
B06120	Coastal fishing, municipal (using vessels of less than 3 tons)	-	-	-	-	-
B06210	Catching fish, crabs and crustaceans in inland waters	-	-	-	-	-
B06300	Prawn culture	-	-	-	-	-
B06410	Fishpond operation (except fish breeding farms and nurseries)	-	-	-	-	-
B06610	Pearl culture	-	-	-	-	-
VIII - Eastern Visayas		-	-	-	-	-
B06110	Ocean fishing, commercial (using vessels over 3 tons)	-	-	-	-	-
IX - Zamboanga Peninsula		-	-	-	-	-
B06110	Ocean fishing, commercial (using vessels over 3 tons)	-	-	-	-	-
B06120	Coastal fishing, municipal (using vessels of less than 3 tons)	-	-	-	-	-
B06300	Prawn culture	-	-	-	-	-
B06410	Fishpond operation (except fish breeding farms and nurseries)	-	-	-	-	-
XI - Davao Region		-	-	-	-	-
B06110	Ocean fishing, commercial (using vessels over 3 tons)	-	-	-	-	-
B06410	Fishpond operation (except fish breeding farms and nurseries)	-	-	-	-	-
XII - SOCCSKSARGEN		-	-	-	-	-
B06110	Ocean fishing, commercial (using vessels over 3 tons)	-	-	-	-	-
B06120	Coastal fishing, municipal (using vessels of less than 3 tons)	-	-	-	-	-
B06300	Prawn culture	-	-	-	-	-
B06410	Fishpond operation (except fish breeding farms and nurseries)	-	-	-	-	-
XIII - Caraga		-	-	-	-	-
B06610	Pearl culture	-	-	-	-	-

**Establishments
with
Total Employment
of
Less Than 20**

National and Regional
Tables

TABLE 1b Summary Statistics for Fishing Establishments with Total Employment of Less Than 20 by Region and Industry Sub-class: Philippines, 2009

(Value in thousand pesos. Details may not add-up to total due to rounding and/or statistical disclosure control)

1994 PSIC Code	Region/ Industry Description	Number of Establishments	Employment as of November 15		Total Compensation	Total Revenue	Total Cost
			Total	Paid Employees			
		(1)	(2)	(3)	(4)	(5)	(6)
	Philippines	150	1,472	1,347	60,664	478,621	363,532
B06110	Ocean fishing, commercial (using vessels over 3 tons)	55	712	648	18,855	225,527	163,143
B06120	Coastal fishing, municipal (using vessels of less than 3 tons)	8	101	90	3,594	33,065	29,495
B06300	Prawn culture	7	62	60	6,551	69,410	59,063
B06410	Fishpond operation (except fish breeding farms and nurseries)	17	166	147	5,658	47,474	38,278
B06420	Fishpen and fishcage operation	56	351	346	23,242	97,110	70,890
B06430	Operation of fish breeding farms and nurseries	s	s	s	s	s	s
B06700	Seaweeds farming	5	61	37	458	1,502	436
B06800	Service activities incidental to fishing	s	s	s	s	s	s
	NCR	13	89	87	4,389	23,522	19,515
B06420	Fishpen and fishcage operation	13	89	87	4,389	23,522	19,515
	I- Ilocos Region	s	s	s	s	s	s
B06410	Fishpond operation (except fish breeding farms and nurseries)	s	s	s	s	s	s
B06430	Operation of fish breeding farms and nurseries	s	s	s	s	s	s
	II- Cagayan Valley	3	47	40	1,886	78,543	55,961
B06110	Ocean fishing, commercial (using vessels over 3 tons)	3	47	40	1,886	78,543	55,961
	III - Central Luzon	3	36	33	1,910	37,296	34,213
B06110	Ocean fishing, commercial (using vessels over 3 tons)	s	s	s	s	s	s
B06410	Fishpond operation (except fish breeding farms and nurseries)	s	s	s	s	s	s
	IVA - CALABARZON	44	279	275	19,383	75,558	52,715
B06110	Ocean fishing, commercial (using vessels over 3 tons)	s	s	s	s	s	s
B06420	Fishpen and fishcage operation	s	s	s	s	s	s
	IVB - MIMAROPA	40	491	414	7,650	31,222	16,164
B06110	Ocean fishing, commercial (using vessels over 3 tons)	27	329	290	5,785	25,243	13,795
B06120	Coastal fishing, municipal (using vessels of less than 3 tons)	3	35	28	84	580	274
B06410	Fishpond operation (except fish breeding farms and nurseries)	5	66	59	1,323	3,897	1,658
B06700	Seaweeds farming	5	61	37	458	1,502	436

TABLE 1b Summary Statistics for Fishing Establishments with Total Employment of Less Than 20 by Region and Industry Sub-class: Philippines, 2009 (Continued)

(Value in thousand pesos. Details may not add-up to total due to rounding and/or statistical disclosure control)

1994 PSIC Code	Region/ Industry Description	Number of Establishments	Employment as of November 15		Total Compensation	Total Revenue	Total Cost
			Total	Paid Employees			
		(1)	(2)	(3)	(4)	(5)	(6)
	V- Bicol Region	S	S	S	S	S	S
B06410	Fishpond operation (except fish breeding farms and nurseries)	S	S	S	S	S	S
	VI - Western Visayas	15	145	136	8,913	61,831	47,333
B06110	Ocean fishing, commercial (using vessels over 3 tons)	S	S	S	S	S	S
B06120	Coastal fishing, municipal (using vessels of less than 3 tons)	3	41	37	1,998	3,135	823
B06300	Prawn culture	5	39	38	3,807	49,111	41,375
B06410	Fishpond operation (except fish breeding farms and nurseries)	4	35	32	1,122	3,789	1,792
B06800	Service activities incidental to fishing	S	S	S	S	S	S
	VII - Central Visayas	13	182	173	6,244	47,250	37,845
B06110	Ocean fishing, commercial (using vessels over 3 tons)	10	158	150	5,143	43,522	35,152
B06120	Coastal fishing, municipal (using vessels of less than 3 tons)	S	S	S	S	S	S
B06300	Prawn culture	S	S	S	S	S	S
B06410	Fishpond operation (except fish breeding farms and nurseries)	S	S	S	S	S	S
	VIII - Eastern Visayas	6	83	76	1,405	11,045	2,740
B06110	Ocean fishing, commercial (using vessels over 3 tons)	6	83	76	1,405	11,045	2,740
	IX - Zamboanga Peninsula	3	37	36	2,900	16,571	13,565
B06110	Ocean fishing, commercial (using vessels over 3 tons)	S	S	S	S	S	S
B06410	Fishpond operation (except fish breeding farms and nurseries)	S	S	S	S	S	S
	XI - Davao Region	3	22	20	1,470	30,355	28,830
B06120	Coastal fishing, municipal (using vessels of less than 3 tons)	S	S	S	S	S	S
B06410	Fishpond operation (except fish breeding farms and nurseries)	S	S	S	S	S	S
	XII - SOCCSKSARGEN	4	33	33	3,687	63,666	53,654
B06110	Ocean fishing, commercial (using vessels over 3 tons)	S	S	S	S	S	S
B06300	Prawn culture	S	S	S	S	S	S

TABLE 1b Summary Statistics for Fishing Establishments with Total Employment of Less Than 20 by Region and Industry Sub-class: Philippines, 2009 (Continued)

(Value in thousand pesos. Details may not add up to total due to rounding and/or statistical disclosure control)

1994 PSIC Code	Region/ Industry Description	Value of Output	Intermediate Cost	Value Added	Gross Addition to Fixed Assets	Change in Inventories	Subsidies
		(7)	(8)	(9)	(10)	(11)	(12)
	Philippines	490,824	306,217	162,744	5,843	8,385	-
B06110	Ocean fishing, commercial (using vessels over 3 tons)	225,444	144,057	67,489	2,362	(7,145)	-
B06120	Coastal fishing, municipal (using vessels of less than 3 tons)	33,065	28,752	3,905	166	(5)	-
B06300	Prawn culture	80,351	46,946	30,640	2,057	10,991	-
B06410	Fishpond operation (except fish breeding farms and nurseries)	47,228	33,264	11,083	136	(258)	-
B06420	Fishpen and fishcage operation	98,957	51,778	46,399	1,122	4,841	-
B06430	Operation of fish breeding farms and nurseries	s	s	s	s	s	s
B06700	Seaweeds farming	1,502	288	1,110	-	(2)	-
B06800	Service activities incidental to fishing	s	s	s	s	s	-
	NCR	26,609	11,571	14,486	783	5,201	-
B06420	Fishpen and fishcage operation	26,609	11,571	14,486	783	5,201	-
	I- Ilocos Region	s	s	s	-	s	-
B06410	Fishpond operation (except fish breeding farms and nurseries)	s	s	s	-	s	-
B06430	Operation of fish breeding farms and nurseries	s	s	s	-	s	-
	II- Cagayan Valley	78,543	56,642	19,000	-	(7,023)	-
B06110	Ocean fishing, commercial (using vessels over 3 tons)	78,543	56,642	19,000	-	(7,023)	-
	III - Central Luzon	37,285	30,603	4,183	-	(56)	-
B06110	Ocean fishing, commercial (using vessels over 3 tons)	s	s	s	-	s	-
B06410	Fishpond operation (except fish breeding farms and nurseries)	s	s	s	-	s	-
	IVA - CALABARZON	74,318	41,253	32,695	339	(374)	-
B06110	Ocean fishing, commercial (using vessels over 3 tons)	s	s	s	s	s	-
B06420	Fishpen and fishcage operation	s	s	s	s	s	-
	IVB - MIMAROPA	30,994	12,943	16,542	2,241	(231)	-
B06110	Ocean fishing, commercial (using vessels over 3 tons)	25,158	11,255	12,777	2,241	(116)	-
B06120	Coastal fishing, municipal (using vessels of less than 3 tons)	580	151	350	-	(6)	-
B06410	Fishpond operation (except fish breeding farms and nurseries)	3,754	1,248	2,305	-	(106)	-
B06700	Seaweeds farming	1,502	288	1,110	-	(2)	-

TABLE 1b Summary Statistics for Fishing Establishments with Total Employment of Less Than 20 by Region and Industry Sub-class: Philippines, 2009
(Concluded)

(Value in thousand pesos. Details may not add up to total due to rounding and/or statistical disclosure control)

1994 PSIC Code	Region/ Industry Description	Value of Output	Intermediate Cost	Value Added	Gross Addition to Fixed Assets	Change in Inventories	Subsidies
		(7)	(8)	(9)	(10)	(11)	(12)
	V- Bicol Region	s	s	s	-	s	-
B06410	Fishpond operation (except fish breeding farms and nurseries)	s	s	s	-	s	-
	VI - Western Visayas	72,478	35,290	34,366	1,794	10,848	-
B06110	Ocean fishing, commercial (using vessels over 3 tons)	s	s	s	s	s	-
B06120	Coastal fishing, municipal (using vessels of less than 3 tons)	3,135	671	2,436	154	1	-
B06300	Prawn culture	60,007	31,524	27,119	1,640	10,896	-
B06410	Fishpond operation (except fish breeding farms and nurseries)	3,789	1,096	2,524	-	(29)	-
B06800	Service activities incidental to fishing	s	s	s	s	s	-
	VII - Central Visayas	47,295	35,322	11,581	429	118	-
B06110	Ocean fishing, commercial (using vessels over 3 tons)	43,522	33,488	9,880	-	(2)	-
B06120	Coastal fishing, municipal (using vessels of less than 3 tons)	s	s	s	s	s	-
B06300	Prawn culture	s	s	s	s	s	-
B06410	Fishpond operation (except fish breeding farms and nurseries)	s	s	s	s	s	-
	VIII - Eastern Visayas	11,048	1,642	8,469	121	9	-
B06110	Ocean fishing, commercial (using vessels over 3 tons)	11,048	1,642	8,469	121	9	-
	IX - Zamboanga Peninsula	16,571	5,385	3,522	-	-	-
B06110	Ocean fishing, commercial (using vessels over 3 tons)	s	s	s	-	-	-
B06410	Fishpond operation (except fish breeding farms and nurseries)	s	s	s	-	-	-
	XI - Davao Region	30,355	27,949	2,061	136	10	-
B06120	Coastal fishing, municipal (using vessels of less than 3 tons)	s	s	s	s	s	-
B06410	Fishpond operation (except fish breeding farms and nurseries)	s	s	s	s	s	-
	XII - SOCCSKSARGEN	63,666	46,863	14,990	-	(5)	-
B06110	Ocean fishing, commercial (using vessels over 3 tons)	s	s	s	-	s	-
B06300	Prawn culture	s	s	s	-	s	-

TABLE 2b Number of Establishments and Employment by Type and Sex for Fishing Establishments with Total Employment of Less Than 20
by Region and Industry Sub-class: Philippines, 2009

(Details may not add up to total due to rounding and/or statistical disclosure control)

1994 PSIC Code	Region/ Industry Description	Number of Establishments	Employment as of November 15					
			Total		Paid		Unpaid	
			Male	Female	Male	Female	Male	Female
		(1)	(2)	(3)	(4)	(5)	(6)	(7)
	Philippines	150	1,354	118	1,269	78	85	40
B06110	Ocean fishing, commercial (using vessels over 3 tons)	55	667	45	627	21	40	24
B06120	Coastal fishing, municipal (using vessels of less than 3 tons)	8	94	7	86	4	8	3
B06300	Prawn culture	7	59	3	57	3	2	-
B06410	Fishpond operation (except fish breeding farms and nurseries)	17	143	23	130	17	13	6
B06420	Fishpen and fishcage operation	56	348	3	343	3	5	-
B06430	Operation of fish breeding farms and nurseries	s	s	s	s	s	s	s
B06700	Seaweeds farming	5	32	29	15	22	17	7
B06800	Service activities incidental to fishing	s	s	s	s	s	s	s
	NCR	13	88	1	86	1	2	-
B06420	Fishpen and fishcage operation	13	88	1	86	1	2	-
	I- Ilocos Region	s	s	s	s	s	s	-
B06410	Fishpond operation (except fish breeding farms and nurseries)	s	s	s	s	s	s	-
B06430	Operation of fish breeding farms and nurseries	s	s	s	s	s	s	-
	II- Cagayan Valley	3	39	8	38	2	1	6
B06110	Ocean fishing, commercial (using vessels over 3 tons)	3	39	8	38	2	1	6
	III - Central Luzon	3	30	6	28	5	2	1
B06110	Ocean fishing, commercial (using vessels over 3 tons)	s	s	s	s	s	s	s
B06410	Fishpond operation (except fish breeding farms and nurseries)	s	s	s	s	s	s	s
	IVA - CALABARZON	44	277	2	273	2	4	-
B06110	Ocean fishing, commercial (using vessels over 3 tons)	s	s	s	s	s	s	-
B06420	Fishpen and fishcage operation	s	s	s	s	s	s	-
	IVB - MIMAROPA	40	433	58	382	32	51	26
B06110	Ocean fishing, commercial (using vessels over 3 tons)	27	311	18	285	5	26	13
B06120	Coastal fishing, municipal (using vessels of less than 3 tons)	3	33	2	28	-	5	2
B06410	Fishpond operation (except fish breeding farms and nurseries)	5	57	9	54	5	3	4
B06700	Seaweeds farming	5	32	29	15	22	17	7

TABLE 2b Number of Establishments and Employment by Type and Sex for Fishing Establishments with Total Employment of Less Than 20
by Region and Industry Sub-class: Philippines, 2009 *(Concluded)*

(Details may not add up to total due to rounding and/or statistical disclosure control)

1994 PSIC Code	Region/ Industry Description	Number of Establishments	Employment as of November 15						
			Total		Paid		Unpaid		
			Male	Female	Male	Female	Male	Female	
		(1)	(2)	(3)	(4)	(5)	(6)	(7)	
	V- Bicol Region		s	s	s	s	s	s	-
B06410	Fishpond operation (except fish breeding farms and nurseries)		s	s	s	s	s	s	-
	VI - Western Visayas		15	132	13	126	10	6	3
B06110	Ocean fishing, commercial (using vessels over 3 tons)		s	s	s	s	s	s	s
B06120	Coastal fishing, municipal (using vessels of less than 3 tons)		3	40	1	37	-	3	1
B06300	Prawn culture		5	38	1	37	1	1	-
B06410	Fishpond operation (except fish breeding farms and nurseries)		4	32	3	30	2	2	1
B06800	Service activities incidental to fishing		s	s	s	s	s	s	s
	VII - Central Visayas		13	177	5	170	3	7	2
B06110	Ocean fishing, commercial (using vessels over 3 tons)		10	155	3	149	1	6	2
B06120	Coastal fishing, municipal (using vessels of less than 3 tons)		s	s	s	s	s	s	s
B06300	Prawn culture		s	s	s	s	s	s	s
B06410	Fishpond operation (except fish breeding farms and nurseries)		s	s	s	s	s	s	s
	VIII - Eastern Visayas		6	81	2	76	-	5	2
B06110	Ocean fishing, commercial (using vessels over 3 tons)		6	81	2	76	-	5	2
	IX - Zamboanga Peninsula		3	30	7	29	7	1	-
B06110	Ocean fishing, commercial (using vessels over 3 tons)		s	s	s	s	s	s	-
B06410	Fishpond operation (except fish breeding farms and nurseries)		s	s	s	s	s	s	-
	XI - Davao Region		3	17	5	15	5	2	-
B06120	Coastal fishing, municipal (using vessels of less than 3 tons)		s	s	s	s	s	s	-
B06410	Fishpond operation (except fish breeding farms and nurseries)		s	s	s	s	s	s	-
	XII - SOCCSKSARGEN		4	28	5	28	5	-	-
B06110	Ocean fishing, commercial (using vessels over 3 tons)		s	s	s	s	s	-	-
B06300	Prawn culture		s	s	s	s	s	-	-

TABLE 3b Number of Establishments and Compensation of Employees for Fishing Establishments with Total Employment of Less Than 20 by Region and Industry Sub-class: Philippines, 2009

(Value in thousand pesos. Details may not add-up to total due to rounding and/or statistical disclosure control)

1994 PSIC Code	Region/ Industry Description	Number of Establishments	Compensation			
			Total	Gross Salaries and Wages	Employer's Contribution to SSS/GSIS, ECC, etc.	Separation, Retirement/Termi nal Pay, Gratuities, and Others
			(1)	(2)	(3)	(4)
	Philippines	150	60,664	57,361	2,952	351
B06110	Ocean fishing, commercial (using vessels over 3 tons)	55	18,855	18,527	328	-
B06120	Coastal fishing, municipal (using vessels of less than 3 tons)	8	3,594	3,592	2	-
B06300	Prawn culture	7	6,551	5,823	634	94
B06410	Fishpond operation (except fish breeding farms and nurseries)	17	5,658	5,383	275	-
B06420	Fishpen and fishcage operation	56	23,242	21,474	1,511	257
B06430	Operation of fish breeding farms and nurseries	s	s	s	s	s
B06700	Seaweeds farming	5	458	458	-	-
B06800	Service activities incidental to fishing	s	s	s	s	s
	NCR	13	4,389	4,128	261	-
B06420	Fishpen and fishcage operation	13	4,389	4,128	261	-
	I- Ilocos Region	s	s	s	s	-
B06410	Fishpond operation (except fish breeding farms and nurseries)	s	s	s	s	-
B06430	Operation of fish breeding farms and nurseries	s	s	s	s	-
	II- Cagayan Valley	3	1,886	1,822	64	-
B06110	Ocean fishing, commercial (using vessels over 3 tons)	3	1,886	1,822	64	-
	III - Central Luzon	3	1,910	1,839	71	-
B06110	Ocean fishing, commercial (using vessels over 3 tons)	s	s	s	s	-
B06410	Fishpond operation (except fish breeding farms and nurseries)	s	s	s	s	-
	IVA - CALABARZON	44	19,383	17,876	1,250	257
B06110	Ocean fishing, commercial (using vessels over 3 tons)	s	s	s	s	s
B06420	Fishpen and fishcage operation	s	s	s	s	s
	IVB - MIMAROPA	40	7,650	7,593	57	-
B06110	Ocean fishing, commercial (using vessels over 3 tons)	27	5,785	5,736	49	-
B06120	Coastal fishing, municipal (using vessels of less than 3 tons)	3	84	84	-	-
B06410	Fishpond operation (except fish breeding farms and nurseries)	5	1,323	1,315	8	-
B06700	Seaweeds farming	5	458	458	-	-

TABLE 3b Number of Establishments and Compensation of Employees for Fishing Establishments with Total Employment of Less Than 20 by Region and Industry Sub-class: Philippines, 2009 (Concluded)

(Value in thousand pesos. Details may not add-up to total due to rounding and/or statistical disclosure control)

1994 PSIC Code	Region/ Industry Description	Number of Establishments	Compensation				
			Total	Gross Salaries and Wages	Employer's Contribution to SSS/GSIS, ECC, etc.	Separation, Retirement/Termi nal Pay, Gratuities, and Others	
			(1)	(2)	(3)	(4)	(5)
	V- Bicol Region		S	S	S	S	-
B06410	Fishpond operation (except fish breeding farms and nurseries)		S	S	S	S	-
	VI - Western Visayas	15	8,913	8,074	744	94	
B06110	Ocean fishing, commercial (using vessels over 3 tons)		S	S	S	S	S
B06120	Coastal fishing, municipal (using vessels of less than 3 tons)	3	1,998	1,998	-	-	-
B06300	Prawn culture	5	3,807	3,285	427	94	
B06410	Fishpond operation (except fish breeding farms and nurseries)	4	1,122	956	166	-	-
B06800	Service activities incidental to fishing		S	S	S	S	S
	VII - Central Visayas	13	6,244	6,220	24	-	
B06110	Ocean fishing, commercial (using vessels over 3 tons)	10	5,143	5,143	-	-	-
B06120	Coastal fishing, municipal (using vessels of less than 3 tons)		S	S	S	S	-
B06300	Prawn culture		S	S	S	S	-
B06410	Fishpond operation (except fish breeding farms and nurseries)		S	S	S	S	-
	VIII - Eastern Visayas	6	1,405	1,405	-	-	
B06110	Ocean fishing, commercial (using vessels over 3 tons)	6	1,405	1,405	-	-	-
	IX - Zamboanga Peninsula	3	2,900	2,753	146	-	
B06110	Ocean fishing, commercial (using vessels over 3 tons)		S	S	S	S	-
B06410	Fishpond operation (except fish breeding farms and nurseries)		S	S	S	S	-
	XI - Davao Region	3	1,470	1,464	6	-	
B06120	Coastal fishing, municipal (using vessels of less than 3 tons)		S	S	S	S	-
B06410	Fishpond operation (except fish breeding farms and nurseries)		S	S	S	S	-
	XII - SOCCSKSARGEN	4	3,687	3,444	243	-	
B06110	Ocean fishing, commercial (using vessels over 3 tons)		S	S	S	S	-
B06300	Prawn culture		S	S	S	S	-

TABLE 4b Number of Establishments and Value of Output for Fishing Establishments with Total Employment of Less Than 20 by Region and Industry Sub-class: Philippines, 2009

(Value in thousand pesos. Details may not add up to total due to rounding and/or statistical disclosure control)

1994 PSIC Code	Region/ Industry Description	Number of Establishments	Value of Output		
			Total	Products and By-Products Sold	Fishery Services Rendered
			(1)	(2)	(3)
	Philippines	150	490,824	475,808	484
B06110	Ocean fishing, commercial (using vessels over 3 tons)	55	225,444	225,121	-
B06120	Coastal fishing, municipal (using vessels of less than 3 tons)	8	33,065	33,065	-
B06300	Prawn culture	7	80,351	69,410	-
B06410	Fishpond operation (except fish breeding farms and nurseries)	17	47,228	47,060	414
B06420	Fishpen and fishcage operation	56	98,957	95,555	70
B06430	Operation of fish breeding farms and nurseries	s	s	s	s
B06700	Seaweeds farming	5	1,502	1,502	-
B06800	Service activities incidental to fishing	s	s	s	s
	NCR	13	26,609	22,931	70
B06420	Fishpen and fishcage operation	13	26,609	22,931	70
	I- Ilocos Region	s	s	s	-
B06410	Fishpond operation (except fish breeding farms and nurseries)	s	s	s	-
B06430	Operation of fish breeding farms and nurseries	s	s	s	-
	II- Cagayan Valley	3	78,543	78,543	-
B06110	Ocean fishing, commercial (using vessels over 3 tons)	3	78,543	78,543	-
	III - Central Luzon	3	37,285	37,121	174
B06110	Ocean fishing, commercial (using vessels over 3 tons)	s	s	s	s
B06410	Fishpond operation (except fish breeding farms and nurseries)	s	s	s	s
	IVA - CALABARZON	44	74,318	74,594	-
B06110	Ocean fishing, commercial (using vessels over 3 tons)	s	s	s	-
B06420	Fishpen and fishcage operation	s	s	s	-
	IVB - MIMAROPA	40	30,994	31,177	-
B06110	Ocean fishing, commercial (using vessels over 3 tons)	27	25,158	25,198	-
B06120	Coastal fishing, municipal (using vessels of less than 3 tons)	3	580	580	-
B06410	Fishpond operation (except fish breeding farms and nurseries)	5	3,754	3,897	-
B06700	Seaweeds farming	5	1,502	1,502	-

TABLE 4b Number of Establishments and Value of Output for Fishing Establishments with Total Employment of Less Than 20 by Region and Industry Sub-class: Philippines, 2009 (Continued)

(Value in thousand pesos. Details may not add up to total due to rounding and/or statistical disclosure control)

1994 PSIC Code	Region/ Industry Description	Number of Establishments	Value of Output		
			Total	Products and By-Products Sold	Fishery Services Rendered
		(1)	(2)	(3)	(4)
	V- Bicol Region	s	s	s	-
B06410	Fishpond operation (except fish breeding farms and nurseries)	s	s	s	-
	VI - Western Visayas	15	72,478	61,393	-
B06110	Ocean fishing, commercial (using vessels over 3 tons)	s	s	s	-
B06120	Coastal fishing, municipal (using vessels of less than 3 tons)	3	3,135	3,135	-
B06300	Prawn culture	5	60,007	49,111	-
B06410	Fishpond operation (except fish breeding farms and nurseries)	4	3,789	3,789	-
B06800	Service activities incidental to fishing	s	s	s	-
	VII - Central Visayas	13	47,295	47,250	-
B06110	Ocean fishing, commercial (using vessels over 3 tons)	10	43,522	43,522	-
B06120	Coastal fishing, municipal (using vessels of less than 3 tons)	s	s	s	-
B06300	Prawn culture	s	s	s	-
B06410	Fishpond operation (except fish breeding farms and nurseries)	s	s	s	-
	VIII - Eastern Visayas	6	11,048	10,685	-
B06110	Ocean fishing, commercial (using vessels over 3 tons)	6	11,048	10,685	-
	IX - Zamboanga Peninsula	3	16,571	16,571	-
B06110	Ocean fishing, commercial (using vessels over 3 tons)	s	s	s	-
B06410	Fishpond operation (except fish breeding farms and nurseries)	s	s	s	-
	XI - Davao Region	3	30,355	30,115	240
B06120	Coastal fishing, municipal (using vessels of less than 3 tons)	s	s	s	s
B06410	Fishpond operation (except fish breeding farms and nurseries)	s	s	s	s
	XII - SOCCSKSARGEN	4	63,666	63,666	-
B06110	Ocean fishing, commercial (using vessels over 3 tons)	s	s	s	-
B06300	Prawn culture	s	s	s	-

TABLE 4b Number of Establishments and Value of Output for Fishing Establishments with Total Employment of Less Than 20
by Region and Industry Sub-class: Philippines, 2009 (Continued)

(Value in thousand pesos. Details may not add up to total due to rounding and/or statistical disclosure control)

1994 PSIC Code	Region/ Industry Description	Value of Output			
		Goods for Resale Less Cost of Goods Sold	Industrial Services Done for Others	Tangible Fixed Assets Produced on Own Account	Change in Inventory of Finished Products and Work-in-Progress
		(5)	(6)	(7)	(8)
	Philippines	(1,195)	470	87	15,169
B06110	Ocean fishing, commercial (using vessels over 3 tons)	360	-	-	(37)
B06120	Coastal fishing, municipal (using vessels of less than 3 tons)	-	-	-	-
B06300	Prawn culture	-	-	-	10,941
B06410	Fishpond operation (except fish breeding farms and nurseries)	-	-	-	(246)
B06420	Fishpen and fishcage operation	(1,744)	470	87	4,520
B06430	Operation of fish breeding farms and nurseries	s	s	s	s
B06700	Seaweeds farming	-	-	-	-
B06800	Service activities incidental to fishing	s	s	s	s
	NCR	(705)	470	87	3,756
B06420	Fishpen and fishcage operation	(705)	470	87	3,756
	I- Ilocos Region	-	-	-	s
B06410	Fishpond operation (except fish breeding farms and nurseries)	-	-	-	s
B06430	Operation of fish breeding farms and nurseries	-	-	-	s
	II- Cagayan Valley	-	-	-	-
B06110	Ocean fishing, commercial (using vessels over 3 tons)	-	-	-	-
	III - Central Luzon	-	-	-	(11)
B06110	Ocean fishing, commercial (using vessels over 3 tons)	-	-	-	s
B06410	Fishpond operation (except fish breeding farms and nurseries)	-	-	-	s
	IVA - CALABARZON	(1,039)	-	-	764
B06110	Ocean fishing, commercial (using vessels over 3 tons)	s	-	-	s
B06420	Fishpen and fishcage operation	s	-	-	s
	IVB - MIMAROPA	-	-	-	(183)
B06110	Ocean fishing, commercial (using vessels over 3 tons)	-	-	-	(40)
B06120	Coastal fishing, municipal (using vessels of less than 3 tons)	-	-	-	-
B06410	Fishpond operation (except fish breeding farms and nurseries)	-	-	-	(143)
B06700	Seaweeds farming	-	-	-	-

TABLE 4b Number of Establishments and Value of Output for Fishing Establishments with Total Employment of Less Than 20
by Region and Industry Sub-class: Philippines, 2009 (Concluded)

(Value in thousand pesos. Details may not add up to total due to rounding and/or statistical disclosure control)

1994 PSIC Code	Region/ Industry Description	Value of Output			
		Goods for Resale Less Cost of Goods Sold	Industrial Services Done for Others	Tangible Fixed Assets Produced on Own Account	Change in Inventory of Finished Products and Work-in-Progress
		(5)	(6)	(7)	(8)
	V- Bicol Region	-	-	-	s
B06410	Fishpond operation (except fish breeding farms and nurseries)	-	-	-	s
	VI - Western Visayas	189	-	-	10,896
B06110	Ocean fishing, commercial (using vessels over 3 tons)	s	-	-	s
B06120	Coastal fishing, municipal (using vessels of less than 3 tons)	-	-	-	-
B06300	Prawn culture	-	-	-	10,896
B06410	Fishpond operation (except fish breeding farms and nurseries)	-	-	-	-
B06800	Service activities incidental to fishing	s	-	-	s
	VII - Central Visayas	-	-	-	45
B06110	Ocean fishing, commercial (using vessels over 3 tons)	-	-	-	-
B06120	Coastal fishing, municipal (using vessels of less than 3 tons)	-	-	-	s
B06300	Prawn culture	-	-	-	s
B06410	Fishpond operation (except fish breeding farms and nurseries)	-	-	-	s
	VIII - Eastern Visayas	360	-	-	3
B06110	Ocean fishing, commercial (using vessels over 3 tons)	360	-	-	3
	IX - Zamboanga Peninsula	-	-	-	-
B06110	Ocean fishing, commercial (using vessels over 3 tons)	-	-	-	-
B06410	Fishpond operation (except fish breeding farms and nurseries)	-	-	-	-
	XI - Davao Region	-	-	-	-
B06120	Coastal fishing, municipal (using vessels of less than 3 tons)	-	-	-	-
B06410	Fishpond operation (except fish breeding farms and nurseries)	-	-	-	-
	XII - SOCCSKSARGEN	-	-	-	-
B06110	Ocean fishing, commercial (using vessels over 3 tons)	-	-	-	-
B06300	Prawn culture	-	-	-	-

TABLE 4b.1 Number of Establishments and Revenue by Type for Fishing Establishments with Total Employment of Less Than 20
by Region and Industry Sub-class: Philippines, 2009

(Value in thousand pesos. Details may not add-up to total due to rounding and/or statistical disclosure control)

1994 PSIC Code	Region/ Industry Description	Number of Establishments	Revenue		
			Total	Products and By-Products Sold	Fishery Services Rendered
			(1)	(2)	(3)
	Philippines	150	478,621	475,808	484
B06110	Ocean fishing, commercial (using vessels over 3 tons)	55	225,527	225,121	-
B06120	Coastal fishing, municipal (using vessels of less than 3 tons)	8	33,065	33,065	-
B06300	Prawn culture	7	69,410	69,410	-
B06410	Fishpond operation (except fish breeding farms and nurseries)	17	47,474	47,060	414
B06420	Fishpen and fishcage operation	56	97,110	95,555	70
B06430	Operation of fish breeding farms and nurseries	s	s	s	s
B06700	Seaweeds farming	5	1,502	1,502	-
B06800	Service activities incidental to fishing	s	s	s	s
	NCR	13	23,522	22,931	70
B06420	Fishpen and fishcage operation	13	23,522	22,931	70
	I- Ilocos Region	s	s	s	-
B06410	Fishpond operation (except fish breeding farms and nurseries)	s	s	s	-
B06430	Operation of fish breeding farms and nurseries	s	s	s	-
	II- Cagayan Valley	3	78,543	78,543	-
B06110	Ocean fishing, commercial (using vessels over 3 tons)	3	78,543	78,543	-
	III - Central Luzon	3	37,296	37,121	174
B06110	Ocean fishing, commercial (using vessels over 3 tons)	s	s	s	s
B06410	Fishpond operation (except fish breeding farms and nurseries)	s	s	s	s
	IVA - CALABARZON	44	75,558	74,594	-
B06110	Ocean fishing, commercial (using vessels over 3 tons)	s	s	s	-
B06420	Fishpen and fishcage operation	s	s	s	-
	IVB - MIMAROPA	40	31,222	31,177	-
B06110	Ocean fishing, commercial (using vessels over 3 tons)	27	25,243	25,198	-
B06120	Coastal fishing, municipal (using vessels of less than 3 tons)	3	580	580	-
B06410	Fishpond operation (except fish breeding farms and nurseries)	5	3,897	3,897	-
B06700	Seaweeds farming	5	1,502	1,502	-

TABLE 4b.1 Number of Establishments and Revenue by Type for Fishing Establishments with Total Employment of Less Than 20 by Region and Industry Sub-class: Philippines, 2009 *(Continued)*

(Value in thousand pesos. Details may not add-up to total due to rounding and/or statistical disclosure control)

1994 PSIC Code	Region/ Industry Description	Number of Establishments	Revenue		
			Total	Products and By-Products Sold	Fishery Services Rendered
			(1)	(2)	(3)
	V- Bicol Region	s	s	s	-
B06410	Fishpond operation (except fish breeding farms and nurseries)	s	s	s	-
	VI - Western Visayas	15	61,831	61,393	-
B06110	Ocean fishing, commercial (using vessels over 3 tons)	s	s	s	-
B06120	Coastal fishing, municipal (using vessels of less than 3 tons)	3	3,135	3,135	-
B06300	Prawn culture	5	49,111	49,111	-
B06410	Fishpond operation (except fish breeding farms and nurseries)	4	3,789	3,789	-
B06800	Service activities incidental to fishing	s	s	s	-
	VII - Central Visayas	13	47,250	47,250	-
B06110	Ocean fishing, commercial (using vessels over 3 tons)	10	43,522	43,522	-
B06120	Coastal fishing, municipal (using vessels of less than 3 tons)	s	s	s	-
B06300	Prawn culture	s	s	s	-
B06410	Fishpond operation (except fish breeding farms and nurseries)	s	s	s	-
	VIII - Eastern Visayas	6	11,045	10,685	-
B06110	Ocean fishing, commercial (using vessels over 3 tons)	6	11,045	10,685	-
	IX - Zamboanga Peninsula	3	16,571	16,571	-
B06110	Ocean fishing, commercial (using vessels over 3 tons)	s	s	s	-
B06410	Fishpond operation (except fish breeding farms and nurseries)	s	s	s	-
	XI - Davao Region	3	30,355	30,115	240
B06120	Coastal fishing, municipal (using vessels of less than 3 tons)	s	s	s	s
B06410	Fishpond operation (except fish breeding farms and nurseries)	s	s	s	s
	XII - SOCCSKSARGEN	4	63,666	63,666	-
B06110	Ocean fishing, commercial (using vessels over 3 tons)	s	s	s	-
B06300	Prawn culture	s	s	s	-

TABLE 4b.1 Number of Establishments and Revenue by Type for Fishing Establishments with Total Employment of Less Than 20 by Region and Industry Sub-class: Philippines, 2009 (Continued)

(Value in thousand pesos. Details may not add up to total due to rounding and/or statistical disclosure control)

1994 PSIC Code	Region/ Industry Description	Revenue				
		Industrial Services Done for Others	Non-Industrial Services Done for Others	Delivery charges separately invoiced to customers	Goods for Resale	Interest Income
		(5)	(6)	(7)	(8)	(9)
	Philippines	470	40	-	549	300
B06110	Ocean fishing, commercial (using vessels over 3 tons)	-	-	-	360	-
B06120	Coastal fishing, municipal (using vessels of less than 3 tons)	-	-	-	-	-
B06300	Prawn culture	-	-	-	-	-
B06410	Fishpond operation (except fish breeding farms and nurseries)	-	-	-	-	-
B06420	Fishpen and fishcage operation	470	40	-	-	51
B06430	Operation of fish breeding farms and nurseries	S	S	-	S	S
B06700	Seaweeds farming	-	-	-	-	-
B06800	Service activities incidental to fishing	S	S	-	S	S
	NCR	470	40	-	-	11
B06420	Fishpen and fishcage operation	470	40	-	-	11
	I- Ilocos Region	-	-	-	-	-
B06410	Fishpond operation (except fish breeding farms and nurseries)	-	-	-	-	-
B06430	Operation of fish breeding farms and nurseries	-	-	-	-	-
	II- Cagayan Valley	-	-	-	-	-
B06110	Ocean fishing, commercial (using vessels over 3 tons)	-	-	-	-	-
	III - Central Luzon	-	-	-	-	-
B06110	Ocean fishing, commercial (using vessels over 3 tons)	-	-	-	-	-
B06410	Fishpond operation (except fish breeding farms and nurseries)	-	-	-	-	-
	IVA - CALABARZON	-	-	-	-	39
B06110	Ocean fishing, commercial (using vessels over 3 tons)	-	-	-	-	S
B06420	Fishpen and fishcage operation	-	-	-	-	S
	IVB - MIMAROPA	-	-	-	-	-
B06110	Ocean fishing, commercial (using vessels over 3 tons)	-	-	-	-	-
B06120	Coastal fishing, municipal (using vessels of less than 3 tons)	-	-	-	-	-
B06410	Fishpond operation (except fish breeding farms and nurseries)	-	-	-	-	-
B06700	Seaweeds farming	-	-	-	-	-

TABLE 4b.1 Number of Establishments and Revenue by Type for Fishing Establishments with Total Employment of Less Than 20 by Region and Industry Sub-class: Philippines, 2009 (Continued)

(Value in thousand pesos. Details may not add up to total due to rounding and/or statistical disclosure control)

1994 PSIC Code	Region/ Industry Description	Revenue				
		Industrial Services Done for Others	Non- Industrial Services Done for Others	Delivery charges separately invoiced to customers	Goods for Resale	Interest Income
		(5)	(6)	(7)	(8)	(9)
	V- Bicol Region	-	-	-	-	-
B06410	Fishpond operation (except fish breeding farms and nurseries)	-	-	-	-	-
	VI - Western Visayas	-	-	-	189	249
B06110	Ocean fishing, commercial (using vessels over 3 tons)	-	-	-	s	s
B06120	Coastal fishing, municipal (using vessels of less than 3 tons)	-	-	-	-	-
B06300	Prawn culture	-	-	-	-	-
B06410	Fishpond operation (except fish breeding farms and nurseries)	-	-	-	-	-
B06800	Service activities incidental to fishing	-	-	-	s	s
	VII - Central Visayas	-	-	-	-	-
B06110	Ocean fishing, commercial (using vessels over 3 tons)	-	-	-	-	-
B06120	Coastal fishing, municipal (using vessels of less than 3 tons)	-	-	-	-	-
B06300	Prawn culture	-	-	-	-	-
B06410	Fishpond operation (except fish breeding farms and nurseries)	-	-	-	-	-
	VIII - Eastern Visayas	-	-	-	360	-
B06110	Ocean fishing, commercial (using vessels over 3 tons)	-	-	-	360	-
	IX - Zamboanga Peninsula	-	-	-	-	-
B06110	Ocean fishing, commercial (using vessels over 3 tons)	-	-	-	-	-
B06410	Fishpond operation (except fish breeding farms and nurseries)	-	-	-	-	-
	XI - Davao Region	-	-	-	-	-
B06120	Coastal fishing, municipal (using vessels of less than 3 tons)	-	-	-	-	-
B06410	Fishpond operation (except fish breeding farms and nurseries)	-	-	-	-	-
	XII - SOCCSKSARGEN	-	-	-	-	-
B06110	Ocean fishing, commercial (using vessels over 3 tons)	-	-	-	-	-
B06300	Prawn culture	-	-	-	-	-

TABLE 4b.1 Number of Establishments and Revenue by Type for Fishing Establishments with Total Employment of Less Than 20 by Region and Industry Sub-class: Philippines, 2009 (Continued)

(Value in thousand pesos. Details may not add up to total due to rounding and/or statistical disclosure control)

1994 PSIC Code	Region/ Industry Description	Revenue				
		Dividend Income	Commissions and Fees Earned	Royalty Income	Franchise Income	Other Income
		(10)	(11)	(12)	(13)	(14)
	Philippines	-	45	-	-	925
B06110	Ocean fishing, commercial (using vessels over 3 tons)	-	45	-	-	-
B06120	Coastal fishing, municipal (using vessels of less than 3 tons)	-	-	-	-	-
B06300	Prawn culture	-	-	-	-	-
B06410	Fishpond operation (except fish breeding farms and nurseries)	-	-	-	-	-
B06420	Fishpen and fishcage operation	-	-	-	-	925
B06430	Operation of fish breeding farms and nurseries	-	S	-	-	S
B06700	Seaweeds farming	-	-	-	-	-
B06800	Service activities incidental to fishing	-	S	-	-	S
	NCR	-	-	-	-	-
B06420	Fishpen and fishcage operation	-	-	-	-	-
	I- Ilocos Region	-	-	-	-	-
B06410	Fishpond operation (except fish breeding farms and nurseries)	-	-	-	-	-
B06430	Operation of fish breeding farms and nurseries	-	-	-	-	-
	II- Cagayan Valley	-	-	-	-	-
B06110	Ocean fishing, commercial (using vessels over 3 tons)	-	-	-	-	-
	III - Central Luzon	-	-	-	-	-
B06110	Ocean fishing, commercial (using vessels over 3 tons)	-	-	-	-	-
B06410	Fishpond operation (except fish breeding farms and nurseries)	-	-	-	-	-
	IVA - CALABARZON	-	-	-	-	925
B06110	Ocean fishing, commercial (using vessels over 3 tons)	-	-	-	-	S
B06420	Fishpen and fishcage operation	-	-	-	-	S
	IVB - MIMAROPA	-	45	-	-	-
B06110	Ocean fishing, commercial (using vessels over 3 tons)	-	45	-	-	-
B06120	Coastal fishing, municipal (using vessels of less than 3 tons)	-	-	-	-	-
B06410	Fishpond operation (except fish breeding farms and nurseries)	-	-	-	-	-
B06700	Seaweeds farming	-	-	-	-	-

TABLE 4b.1 Number of Establishments and Revenue by Type for Fishing Establishments with Total Employment of Less Than 20
by Region and Industry Sub-class: Philippines, 2009 (Concluded)

(Value in thousand pesos. Details may not add up to total due to rounding and/or statistical disclosure control)

1994 PSIC Code	Region/ Industry Description	Revenue				
		Dividend Income	Commissions and Fees Earned	Royalty Income	Franchise Income	Other Income
		(10)	(11)	(12)	(13)	(14)
	V- Bicol Region	-	-	-	-	-
B06410	Fishpond operation (except fish breeding farms and nurseries)	-	-	-	-	-
	VI - Western Visayas	-	-	-	-	-
B06110	Ocean fishing, commercial (using vessels over 3 tons)	-	-	-	-	-
B06120	Coastal fishing, municipal (using vessels of less than 3 tons)	-	-	-	-	-
B06300	Prawn culture	-	-	-	-	-
B06410	Fishpond operation (except fish breeding farms and nurseries)	-	-	-	-	-
B06800	Service activities incidental to fishing	-	-	-	-	-
	VII - Central Visayas	-	-	-	-	-
B06110	Ocean fishing, commercial (using vessels over 3 tons)	-	-	-	-	-
B06120	Coastal fishing, municipal (using vessels of less than 3 tons)	-	-	-	-	-
B06300	Prawn culture	-	-	-	-	-
B06410	Fishpond operation (except fish breeding farms and nurseries)	-	-	-	-	-
	VIII - Eastern Visayas	-	-	-	-	-
B06110	Ocean fishing, commercial (using vessels over 3 tons)	-	-	-	-	-
	IX - Zamboanga Peninsula	-	-	-	-	-
B06110	Ocean fishing, commercial (using vessels over 3 tons)	-	-	-	-	-
B06410	Fishpond operation (except fish breeding farms and nurseries)	-	-	-	-	-
	XI - Davao Region	-	-	-	-	-
B06120	Coastal fishing, municipal (using vessels of less than 3 tons)	-	-	-	-	-
B06410	Fishpond operation (except fish breeding farms and nurseries)	-	-	-	-	-
	XII - SOCCSKSARGEN	-	-	-	-	-
B06110	Ocean fishing, commercial (using vessels over 3 tons)	-	-	-	-	-
B06300	Prawn culture	-	-	-	-	-

TABLE 4b.2 Number of Establishments and Value of Products and By-Products Sold by Mode of Sale for Fishing Establishments with Total Employment of Less Than 20 by Region and Industry Sub-class: Philippines, 2009

(Value in thousand pesos. Details may not add up to total due to rounding and/or statistical disclosure control)

1994 PSIC Code	Region/ Industry Description	Number of Establishments	Products and By-Products Sold				
			Total	Value of Products Sold to Domestic Market	Interplant Transfers	Direct Exports	Value of Products Sold to Exporters
			(1)	(2)	(3)	(4)	(5)
	Philippines	150	475,808	475,808	-	-	-
B06110	Ocean fishing, commercial (using vessels over 3 tons)	55	225,121	225,121	-	-	-
B06120	Coastal fishing, municipal (using vessels of less than 3 tons)	8	33,065	33,065	-	-	-
B06300	Prawn culture	7	69,410	69,410	-	-	-
B06410	Fishpond operation (except fish breeding farms and nurseries)	17	47,060	47,060	-	-	-
B06420	Fishpen and fishcage operation	56	95,555	95,555	-	-	-
B06430	Operation of fish breeding farms and nurseries	s	s	s	-	-	-
B06700	Seaweeds farming	5	1,502	1,502	-	-	-
B06800	Service activities incidental to fishing	s	s	s	-	-	-
	NCR	13	22,931	22,931	-	-	-
B06420	Fishpen and fishcage operation	13	22,931	22,931	-	-	-
	I - Ilocos Region	s	s	s	-	-	-
B06410	Fishpond operation (except fish breeding farms and nurseries)	s	s	s	-	-	-
B06430	Operation of fish breeding farms and nurseries	s	s	s	-	-	-
	II - Cagayan Valley	3	78,543	78,543	-	-	-
B06110	Ocean fishing, commercial (using vessels over 3 tons)	3	78,543	78,543	-	-	-
	III - Central Luzon	3	37,121	37,121	-	-	-
B06110	Ocean fishing, commercial (using vessels over 3 tons)	s	s	s	-	-	-
B06410	Fishpond operation (except fish breeding farms and nurseries)	s	s	s	-	-	-
	IVA - CALABARZON	44	74,594	74,594	-	-	-
B06110	Ocean fishing, commercial (using vessels over 3 tons)	s	s	s	-	-	-
B06420	Fishpen and fishcage operation	s	s	s	-	-	-
	IVB - MIMAROPA	40	31,177	31,177	-	-	-
B06110	Ocean fishing, commercial (using vessels over 3 tons)	27	25,198	25,198	-	-	-
B06120	Coastal fishing, municipal (using vessels of less than 3 tons)	3	580	580	-	-	-
B06410	Fishpond operation (except fish breeding farms and nurseries)	5	3,897	3,897	-	-	-
B06700	Seaweeds farming	5	1,502	1,502	-	-	-

TABLE 4b.2 Number of Establishments and Value of Products and By-Products Sold by Mode of Sale for Fishing Establishments with Total Employment of Less Than 20 by Region and Industry Sub-class: Philippines, 2009 (Concluded)

(Value in thousand pesos. Details may not add up to total due to rounding and/or statistical disclosure control)

1994 PSIC Code	Region/ Industry Description	Number of Establishments	Products and By-Products Sold				
			Total	Value of Products Sold to Domestic Market	Interplant Transfers	Direct Exports	Value of Products Sold to Exporters
			(1)	(2)	(3)	(4)	(5)
	V- Bicol Region	S	S	S	-	-	-
B06410	Fishpond operation (except fish breeding farms and nurseries)	S	S	S	-	-	-
	VI - Western Visayas	15	61,393	61,393	-	-	-
B06110	Ocean fishing, commercial (using vessels over 3 tons)	S	S	S	-	-	-
B06120	Coastal fishing, municipal (using vessels of less than 3 tons)	3	3,135	3,135	-	-	-
B06300	Prawn culture	5	49,111	49,111	-	-	-
B06410	Fishpond operation (except fish breeding farms and nurseries)	4	3,789	3,789	-	-	-
B06800	Service activities incidental to fishing	S	S	S	-	-	-
	VII - Central Visayas	13	47,250	47,250	-	-	-
B06110	Ocean fishing, commercial (using vessels over 3 tons)	10	43,522	43,522	-	-	-
B06120	Coastal fishing, municipal (using vessels of less than 3 tons)	S	S	S	-	-	-
B06300	Prawn culture	S	S	S	-	-	-
B06410	Fishpond operation (except fish breeding farms and nurseries)	S	S	S	-	-	-
	VIII - Eastern Visayas	6	10,685	10,685	-	-	-
B06110	Ocean fishing, commercial (using vessels over 3 tons)	6	10,685	10,685	-	-	-
	IX - Zamboanga Peninsula	3	16,571	16,571	-	-	-
B06110	Ocean fishing, commercial (using vessels over 3 tons)	S	S	S	-	-	-
B06410	Fishpond operation (except fish breeding farms and nurseries)	S	S	S	-	-	-
	XI - Davao Region	3	30,115	30,115	-	-	-
B06120	Coastal fishing, municipal (using vessels of less than 3 tons)	S	S	S	-	-	-
B06410	Fishpond operation (except fish breeding farms and nurseries)	S	S	S	-	-	-
	XII - SOCCSKSARGEN	4	63,666	63,666	-	-	-
B06110	Ocean fishing, commercial (using vessels over 3 tons)	S	S	S	-	-	-
B06300	Prawn culture	S	S	S	-	-	-

TABLE 4b.3 Number of Establishments and Value of Industrial Services Done for Others for Fishing Establishments with Total Employment of Less Than 20 by Region and Industry Sub-class: Philippines, 2009

(Value in thousand pesos. Details may not add up to total due to rounding and/or statistical disclosure control)

1994 PSIC Code	Region/ Industry Description	Number of Establishments	Industrial Services Done for Others		
			Total	Contract and Commission Work Done for Others	Other Industrial Services Done for Others
			(1)	(2)	(3)
	Philippines	150	470	410	60
B06110	Ocean fishing, commercial (using vessels over 3 tons)	55	-	-	-
B06120	Coastal fishing, municipal (using vessels of less than 3 tons)	8	-	-	-
B06300	Prawn culture	7	-	-	-
B06410	Fishpond operation (except fish breeding farms and nurseries)	17	-	-	-
B06420	Fishpen and fishcage operation	56	470	410	60
B06430	Operation of fish breeding farms and nurseries	s	s	s	s
B06700	Seaweeds farming	5	-	-	-
B06800	Service activities incidental to fishing	s	s	s	s
	NCR	13	470	410	60
B06420	Fishpen and fishcage operation	13	470	410	60
	I- Ilocos Region	s	-	-	-
B06410	Fishpond operation (except fish breeding farms and nurseries)	s	-	-	-
B06430	Operation of fish breeding farms and nurseries	s	-	-	-
	II- Cagayan Valley	3	-	-	-
B06110	Ocean fishing, commercial (using vessels over 3 tons)	3	-	-	-
	III - Central Luzon	3	-	-	-
B06110	Ocean fishing, commercial (using vessels over 3 tons)	s	-	-	-
B06410	Fishpond operation (except fish breeding farms and nurseries)	s	-	-	-
	IVA - CALABARZON	44	-	-	-
B06110	Ocean fishing, commercial (using vessels over 3 tons)	s	-	-	-
B06420	Fishpen and fishcage operation	s	-	-	-
	IVB - MIMAROPA	40	-	-	-
B06110	Ocean fishing, commercial (using vessels over 3 tons)	27	-	-	-
B06120	Coastal fishing, municipal (using vessels of less than 3 tons)	3	-	-	-
B06410	Fishpond operation (except fish breeding farms and nurseries)	5	-	-	-
B06700	Seaweeds farming	5	-	-	-

TABLE 4b.3 Number of Establishments and Value of Industrial Services Done for Others for Fishing Establishments with Total Employment of Less Than 20 by Region and Industry Sub-class: Philippines, 2009 *(Concluded)*

(Value in thousand pesos. Details may not add up to total due to rounding and/or statistical disclosure control)

1994 PSIC Code	Region/ Industry Description	Number of Establishments	Industrial Services Done for Others		
			Total	Contract and Commission Work Done for Others	Other Industrial Services Done for Others
			(1)	(2)	(3)
	V- Bicol Region	5	-	-	-
B06410	Fishpond operation (except fish breeding farms and nurseries)	5	-	-	-
	VI - Western Visayas	15	-	-	-
B06110	Ocean fishing, commercial (using vessels over 3 tons)	5	-	-	-
B06120	Coastal fishing, municipal (using vessels of less than 3 tons)	3	-	-	-
B06300	Prawn culture	5	-	-	-
B06410	Fishpond operation (except fish breeding farms and nurseries)	4	-	-	-
B06800	Service activities incidental to fishing	5	-	-	-
	VII - Central Visayas	13	-	-	-
B06110	Ocean fishing, commercial (using vessels over 3 tons)	10	-	-	-
B06120	Coastal fishing, municipal (using vessels of less than 3 tons)	5	-	-	-
B06300	Prawn culture	5	-	-	-
B06410	Fishpond operation (except fish breeding farms and nurseries)	5	-	-	-
	VIII - Eastern Visayas	6	-	-	-
B06110	Ocean fishing, commercial (using vessels over 3 tons)	6	-	-	-
	IX - Zamboanga Peninsula	3	-	-	-
B06110	Ocean fishing, commercial (using vessels over 3 tons)	5	-	-	-
B06410	Fishpond operation (except fish breeding farms and nurseries)	5	-	-	-
	XI - Davao Region	3	-	-	-
B06120	Coastal fishing, municipal (using vessels of less than 3 tons)	5	-	-	-
B06410	Fishpond operation (except fish breeding farms and nurseries)	5	-	-	-
	XII - SOCCSKSARGEN	4	-	-	-
B06110	Ocean fishing, commercial (using vessels over 3 tons)	5	-	-	-
B06300	Prawn culture	5	-	-	-

TABLE 4b.4 Number of Establishments and Value of Non-Industrial Services Done for Others for Fishing Establishments with Total Employment of Less Than 20 by Region and Industry Sub-class: Philippines, 2009

(Value in thousand pesos. Details may not add up to total due to rounding and/or statistical disclosure control)

1994 PSIC Code	Region/ Industry Description	Number of Establishments	Non-Industrial Services Done for Others				
			Total	Rent Income from Land	Rent Income from Building and Other Structures	Other Rental Income	Other Non-industrial Services Done for Others
			(1)	(2)	(3)	(4)	(5)
	Philippines	150	40	-	-	-	40
B06110	Ocean fishing, commercial (using vessels over 3 tons)	55	-	-	-	-	-
B06120	Coastal fishing, municipal (using vessels of less than 3 tons)	8	-	-	-	-	-
B06300	Prawn culture	7	-	-	-	-	-
B06410	Fishpond operation (except fish breeding farms and nurseries)	17	-	-	-	-	-
B06420	Fishpen and fishcage operation	56	40	-	-	-	40
B06430	Operation of fish breeding farms and nurseries	s	s	-	-	-	s
B06700	Seaweeds farming	5	-	-	-	-	-
B06800	Service activities incidental to fishing	s	s	-	-	-	s
	NCR	13	40	-	-	-	40
B06420	Fishpen and fishcage operation	13	40	-	-	-	40
	I- Ilocos Region	s	-	-	-	-	-
B06410	Fishpond operation (except fish breeding farms and nurseries)	s	-	-	-	-	-
B06430	Operation of fish breeding farms and nurseries	s	-	-	-	-	-
	II- Cagayan Valley	3	-	-	-	-	-
B06110	Ocean fishing, commercial (using vessels over 3 tons)	3	-	-	-	-	-
	III - Central Luzon	3	-	-	-	-	-
B06110	Ocean fishing, commercial (using vessels over 3 tons)	s	-	-	-	-	-
B06410	Fishpond operation (except fish breeding farms and nurseries)	s	-	-	-	-	-
	IVA - CALABARZON	44	-	-	-	-	-
B06110	Ocean fishing, commercial (using vessels over 3 tons)	s	-	-	-	-	-
B06420	Fishpen and fishcage operation	s	-	-	-	-	-
	IVB - MIMAROPA	40	-	-	-	-	-
B06110	Ocean fishing, commercial (using vessels over 3 tons)	27	-	-	-	-	-
B06120	Coastal fishing, municipal (using vessels of less than 3 tons)	3	-	-	-	-	-
B06410	Fishpond operation (except fish breeding farms and nurseries)	5	-	-	-	-	-
B06700	Seaweeds farming	5	-	-	-	-	-

TABLE 4b.4 Number of Establishments and Value of Non-Industrial Services Done for Others for Fishing Establishments with Total Employment of Less Than 20 by Region and Industry Sub-class: Philippines, 2009 (Concluded)

(Value in thousand pesos. Details may not add up to total due to rounding and/or statistical disclosure control)

1994 PSIC Code	Region/ Industry Description	Number of Establishments	Non-Industrial Services Done for Others				
			Total	Rent Income from Land	Rent Income from Building and Other Structures	Other Rental Income	Other Non-industrial Services Done for Others
			(1)	(2)	(3)	(4)	(5)
	V- Bicol Region	5	-	-	-	-	-
B06410	Fishpond operation (except fish breeding farms and nurseries)	5	-	-	-	-	-
	VI - Western Visayas	15	-	-	-	-	-
B06110	Ocean fishing, commercial (using vessels over 3 tons)	5	-	-	-	-	-
B06120	Coastal fishing, municipal (using vessels of less than 3 tons)	3	-	-	-	-	-
B06300	Prawn culture	5	-	-	-	-	-
B06410	Fishpond operation (except fish breeding farms and nurseries)	4	-	-	-	-	-
B06800	Service activities incidental to fishing	5	-	-	-	-	-
	VII - Central Visayas	13	-	-	-	-	-
B06110	Ocean fishing, commercial (using vessels over 3 tons)	10	-	-	-	-	-
B06120	Coastal fishing, municipal (using vessels of less than 3 tons)	5	-	-	-	-	-
B06300	Prawn culture	5	-	-	-	-	-
B06410	Fishpond operation (except fish breeding farms and nurseries)	5	-	-	-	-	-
	VIII - Eastern Visayas	6	-	-	-	-	-
B06110	Ocean fishing, commercial (using vessels over 3 tons)	6	-	-	-	-	-
	IX - Zamboanga Peninsula	3	-	-	-	-	-
B06110	Ocean fishing, commercial (using vessels over 3 tons)	5	-	-	-	-	-
B06410	Fishpond operation (except fish breeding farms and nurseries)	5	-	-	-	-	-
	XI - Davao Region	3	-	-	-	-	-
B06120	Coastal fishing, municipal (using vessels of less than 3 tons)	5	-	-	-	-	-
B06410	Fishpond operation (except fish breeding farms and nurseries)	5	-	-	-	-	-
	XII - SOCCSKSARGEN	4	-	-	-	-	-
B06110	Ocean fishing, commercial (using vessels over 3 tons)	5	-	-	-	-	-
B06300	Prawn culture	5	-	-	-	-	-

TABLE 5b Number of Establishments and Cost by Type for Fishing Establishments with Total Employment of Less Than 20
by Region and Industry Sub-class: Philippines, 2009

(Value in thousand pesos. Details may not add up to total due to rounding and/or statistical disclosure control)

1994 PSIC Code	Region/ Industry Description	Number of Establishments	C o s t				
			Total	Materials and Supplies Purchased	Fuels, Lubricants, Oils and Greases Purchased	Electricity and Water Purchased	Fishery Services Done by Others
			(1)	(2)	(3)	(4)	(5)
	Philippines	150	363,532	192,173	50,695	12,088	32,217
B06110	Ocean fishing, commercial (using vessels over 3 tons)	55	163,143	93,183	30,125	562	3,131
B06120	Coastal fishing, municipal (using vessels of less than 3 tons)	8	29,495	19,862	8,761	15	15
B06300	Prawn culture	7	59,063	30,301	1,876	8,905	5,077
B06410	Fishpond operation (except fish breeding farms and nurseries)	17	38,278	28,971	1,205	1,994	703
B06420	Fishpen and fishcage operation	56	70,890	19,108	8,508	321	23,206
B06430	Operation of fish breeding farms and nurseries	s	s	s	s	s	s
B06700	Seaweeds farming	5	436	164	30	-	84
B06800	Service activities incidental to fishing	s	s	s	s	s	s
	NCR	13	19,515	5,449	4,149	49	3,013
B06420	Fishpen and fishcage operation	13	19,515	5,449	4,149	49	3,013
	I- Ilocos Region	s	s	s	s	s	s
B06410	Fishpond operation (except fish breeding farms and nurseries)	s	s	s	s	s	s
B06430	Operation of fish breeding farms and nurseries	s	s	s	s	s	s
	II- Cagayan Valley	3	55,961	44,375	1,670	108	2,579
B06110	Ocean fishing, commercial (using vessels over 3 tons)	3	55,961	44,375	1,670	108	2,579
	III - Central Luzon	3	34,213	27,244	1,271	1,726	-
B06110	Ocean fishing, commercial (using vessels over 3 tons)	s	s	s	s	s	-
B06410	Fishpond operation (except fish breeding farms and nurseries)	s	s	s	s	s	-
	IVA - CALABARZON	44	52,715	14,057	4,909	273	20,227
B06110	Ocean fishing, commercial (using vessels over 3 tons)	s	s	s	s	s	s
B06420	Fishpen and fishcage operation	s	s	s	s	s	s
	IVB - MIMAROPA	40	16,164	4,841	5,673	287	948
B06110	Ocean fishing, commercial (using vessels over 3 tons)	27	13,795	4,319	5,327	89	514
B06120	Coastal fishing, municipal (using vessels of less than 3 tons)	3	274	43	65	0	15
B06410	Fishpond operation (except fish breeding farms and nurseries)	5	1,658	315	252	198	335
B06700	Seaweeds farming	5	436	164	30	0	84

TABLE 5b Number of Establishments and Cost by Type for Fishing Establishments with Total Employment of Less Than 20
by Region and Industry Sub-class: Philippines, 2009 (Continued)

(Value in thousand pesos. Details may not add up to total due to rounding and/or statistical disclosure control)

1994 PSIC Code	Region/ Industry Description	Number of Establishments	C o s t				
			Total	Materials and Supplies Purchased	Fuels, Lubricants, Oils and Greases Purchased	Electricity and Water Purchased	Fishery Services Done by Others
			(1)	(2)	(3)	(4)	(5)
	V- Bicol Region	s	s	s	s	s	s
B06410	Fishpond operation (except fish breeding farms and nurseries)	s	s	s	s	s	s
	VI - Western Visayas	15	47,333	20,448	2,960	6,758	4,848
B06110	Ocean fishing, commercial (using vessels over 3 tons)	s	s	s	s	s	s
B06120	Coastal fishing, municipal (using vessels of less than 3 tons)	3	823	177	432	4	-
B06300	Prawn culture	5	41,375	18,928	1,599	6,400	4,502
B06410	Fishpond operation (except fish breeding farms and nurseries)	4	1,792	531	81	36	346
B06800	Service activities incidental to fishing	s	s	s	s	s	s
	VII - Central Visayas	13	37,845	14,825	16,398	395	-
B06110	Ocean fishing, commercial (using vessels over 3 tons)	10	35,152	13,757	15,950	112	-
B06120	Coastal fishing, municipal (using vessels of less than 3 tons)	s	s	s	s	s	-
B06300	Prawn culture	s	s	s	s	s	-
B06410	Fishpond operation (except fish breeding farms and nurseries)	s	s	s	s	s	-
	VIII - Eastern Visayas	6	2,740	168	1,431	24	5
B06110	Ocean fishing, commercial (using vessels over 3 tons)	6	2,740	168	1,431	24	5
	IX - Zamboanga Peninsula	3	13,565	877	3,426	40	21
B06110	Ocean fishing, commercial (using vessels over 3 tons)	s	s	s	s	s	s
B06410	Fishpond operation (except fish breeding farms and nurseries)	s	s	s	s	s	s
	XI - Davao Region	3	28,830	19,976	7,947	24	-
B06120	Coastal fishing, municipal (using vessels of less than 3 tons)	s	s	s	s	s	-
B06410	Fishpond operation (except fish breeding farms and nurseries)	s	s	s	s	s	-
	XII - SOCCSKSARGEN	4	53,654	39,488	655	2,334	575
B06110	Ocean fishing, commercial (using vessels over 3 tons)	s	s	s	s	s	s
B06300	Prawn culture	s	s	s	s	s	s

TABLE 5b Number of Establishments and Cost by Type for Fishing Establishments with Total Employment of Less Than 20
by Region and Industry Sub-class: Philippines, 2009 (Continued)

(Value in thousand pesos. Details may not add up to total due to rounding and/or statistical disclosure control)

1994 PSIC Code	Region/ Industry Description	Cost					
		Industrial Services Done by Others	Non-Industrial Services Done by Others	Goods Purchased for Resale	Interest Expense	Taxes on Products and Production	Research and Experimental Development Expense
		(7)	(8)	(9)	(10)	(11)	(12)
	Philippines	13,299	19,948	705	2,606	11,228	135
B06110	Ocean fishing, commercial (using vessels over 3 tons)	9,948	11,532	-	137	1,593	-
B06120	Coastal fishing, municipal (using vessels of less than 3 tons)	93	370	-	4	80	-
B06300	Prawn culture	838	2,702	-	2,084	458	-
B06410	Fishpond operation (except fish breeding farms and nurseries)	379	2,837	-	319	964	-
B06420	Fishpen and fishcage operation	1,995	1,452	705	48	8,098	95
B06430	Operation of fish breeding farms and nurseries	s	s	s	s	s	s
B06700	Seaweeds farming	8	101	-	13	19	2
B06800	Service activities incidental to fishing	s	s	s	s	s	s
	NCR	356	492	705	20	1,241	95
B06420	Fishpen and fishcage operation	356	492	705	20	1,241	95
	I- Ilocos Region	s	s	-	-	s	-
B06410	Fishpond operation (except fish breeding farms and nurseries)	s	s	-	-	s	-
B06430	Operation of fish breeding farms and nurseries	s	s	-	-	s	-
	II- Cagayan Valley	886	2,555	-	-	834	-
B06110	Ocean fishing, commercial (using vessels over 3 tons)	886	2,555	-	-	834	-
	III - Central Luzon	317	2,500	-	318	224	-
B06110	Ocean fishing, commercial (using vessels over 3 tons)	s	s	-	s	s	-
B06410	Fishpond operation (except fish breeding farms and nurseries)	s	s	-	s	s	-
	IVA - CALABARZON	1,689	1,103	-	28	6,862	-
B06110	Ocean fishing, commercial (using vessels over 3 tons)	s	s	-	s	s	-
B06420	Fishpen and fishcage operation	s	s	-	s	s	-
	IVB - MIMAROPA	1,146	1,379	-	58	288	2
B06110	Ocean fishing, commercial (using vessels over 3 tons)	931	1,025	-	41	213	-
B06120	Coastal fishing, municipal (using vessels of less than 3 tons)	22	61	-	4	18	-
B06410	Fishpond operation (except fish breeding farms and nurseries)	185	192	-	-	38	-
B06700	Seaweeds farming	8	101	-	13	19	2

TABLE 5b Number of Establishments and Cost by Type for Fishing Establishments with Total Employment of Less Than 20
by Region and Industry Sub-class: Philippines, 2009 (Continued)

(Value in thousand pesos. Details may not add up to total due to rounding and/or statistical disclosure control)

1994 PSIC Code	Region/ Industry Description	C o s t					
		Industrial Services Done by Others	Non-Industrial Services Done by Others	Goods Purchased for Resale	Interest Expense	Taxes on Products and Production	Research and Experimental Development Expense
		(7)	(8)	(9)	(10)	(11)	(12)
	V- Bicol Region	-	S	-	-	S	-
B06410	Fishpond operation (except fish breeding farms and nurseries)	-	S	-	-	S	-
	VI - Western Visayas	229	2,749	-	2,084	769	39
B06110	Ocean fishing, commercial (using vessels over 3 tons)	S	S	-	S	S	S
B06120	Coastal fishing, municipal (using vessels of less than 3 tons)	59	28	-	-	49	-
B06300	Prawn culture	95	1,341	-	2,084	367	-
B06410	Fishpond operation (except fish breeding farms and nurseries)	74	170	-	-	311	-
B06800	Service activities incidental to fishing	S	S	-	S	S	S
	VII - Central Visayas	3,778	372	-	-	243	-
B06110	Ocean fishing, commercial (using vessels over 3 tons)	3,667	154	-	-	176	-
B06120	Coastal fishing, municipal (using vessels of less than 3 tons)	S	S	-	-	S	-
B06300	Prawn culture	S	S	-	-	S	-
B06410	Fishpond operation (except fish breeding farms and nurseries)	S	S	-	-	S	-
	VIII - Eastern Visayas	20	926	-	-	17	-
B06110	Ocean fishing, commercial (using vessels over 3 tons)	20	926	-	-	17	-
	IX - Zamboanga Peninsula	1,022	5,782	-	1	114	-
B06110	Ocean fishing, commercial (using vessels over 3 tons)	S	S	-	S	S	-
B06410	Fishpond operation (except fish breeding farms and nurseries)	S	S	-	S	S	-
	XI - Davao Region	13	345	-	-	355	-
B06120	Coastal fishing, municipal (using vessels of less than 3 tons)	S	S	-	-	S	-
B06410	Fishpond operation (except fish breeding farms and nurseries)	S	S	-	-	S	-
	XII - SOCCSKSARGEN	3,805	1,725	-	96	244	-
B06110	Ocean fishing, commercial (using vessels over 3 tons)	S	S	-	S	S	-
B06300	Prawn culture	S	S	-	S	S	-

TABLE 5b Number of Establishments and Cost by Type for Fishing Establishments with Total Employment of Less Than 20
by Region and Industry Sub-class: Philippines, 2009 (Continued)

(Value in thousand pesos. Details may not add up to total due to rounding and/or statistical disclosure control)

1994 PSIC Code	Region/ Industry Description	Cost					
		Environmental Protection Expense	Royalty Fee	Franchise Fee	Bad and Doubtful Debts	Depreciation of Fixed Assets	Other Cost
		(13)	(14)	(15)	(16)	(17)	(18)
	Philippines	10	-	-	283	25,410	2,735
B06110	Ocean fishing, commercial (using vessels over 3 tons)	-	-	-	148	10,418	2,366
B06120	Coastal fishing, municipal (using vessels of less than 3 tons)	-	-	-	-	255	38
B06300	Prawn culture	-	-	-	-	6,760	63
B06410	Fishpond operation (except fish breeding farms and nurseries)	10	-	-	-	862	34
B06420	Fishpen and fishcage operation	-	-	-	135	7,019	199
B06430	Operation of fish breeding farms and nurseries	s	-	-	s	s	s
B06700	Seaweeds farming	-	-	-	-	-	-
B06800	Service activities incidental to fishing	s	-	-	s	s	s
	NCR	-	-	-	135	3,805	5
B06420	Fishpen and fishcage operation	-	-	-	135	3,805	5
	I- Ilocos Region	-	-	-	-	s	s
B06410	Fishpond operation (except fish breeding farms and nurseries)	-	-	-	-	s	s
B06430	Operation of fish breeding farms and nurseries	-	-	-	-	s	s
	II- Cagayan Valley	-	-	-	-	2,607	346
B06110	Ocean fishing, commercial (using vessels over 3 tons)	-	-	-	-	2,607	346
	III - Central Luzon	-	-	-	-	614	-
B06110	Ocean fishing, commercial (using vessels over 3 tons)	-	-	-	-	s	-
B06410	Fishpond operation (except fish breeding farms and nurseries)	-	-	-	-	s	-
	IVA - CALABARZON	-	-	-	-	3,375	193
B06110	Ocean fishing, commercial (using vessels over 3 tons)	-	-	-	-	s	s
B06420	Fishpen and fishcage operation	-	-	-	-	s	s
	IVB - MIMAROPA	10	-	-	148	1,266	119
B06110	Ocean fishing, commercial (using vessels over 3 tons)	-	-	-	148	1,088	101
B06120	Coastal fishing, municipal (using vessels of less than 3 tons)	-	-	-	-	28	18
B06410	Fishpond operation (except fish breeding farms and nurseries)	10	-	-	-	134	-
B06700	Seaweeds farming	-	-	-	-	16	-

TABLE 5b Number of Establishments and Cost by Type for Fishing Establishments with Total Employment of Less Than 20
by Region and Industry Sub-class: Philippines, 2009 (Concluded)

(Value in thousand pesos. Details may not add up to total due to rounding and/or statistical disclosure control)

1994 PSIC Code	Region/ Industry Description	C o s t					
		Environmental Protection Expense	Royalty Fee	Franchise Fee	Bad and Doubtful Debts	Depreciation of Fixed Assets	Other Cost
		(13)	(14)	(15)	(16)	(17)	(18)
	V- Bicol Region	-	-	-	-	s	s
B06410	Fishpond operation (except fish breeding farms and nurseries)	-	-	-	-	s	s
	VI - Western Visayas	-	-	-	-	6,416	33
B06110	Ocean fishing, commercial (using vessels over 3 tons)	-	-	-	-	s	s
B06120	Coastal fishing, municipal (using vessels of less than 3 tons)	-	-	-	-	74	-
B06300	Prawn culture	-	-	-	-	6,035	24
B06410	Fishpond operation (except fish breeding farms and nurseries)	-	-	-	-	244	-
B06800	Service activities incidental to fishing	-	-	-	-	s	s
	VII - Central Visayas	-	-	-	-	1,815	20
B06110	Ocean fishing, commercial (using vessels over 3 tons)	-	-	-	-	1,336	-
B06120	Coastal fishing, municipal (using vessels of less than 3 tons)	-	-	-	-	s	s
B06300	Prawn culture	-	-	-	-	s	s
B06410	Fishpond operation (except fish breeding farms and nurseries)	-	-	-	-	s	s
	VIII - Eastern Visayas	-	-	-	-	138	11
B06110	Ocean fishing, commercial (using vessels over 3 tons)	-	-	-	-	138	11
	IX - Zamboanga Peninsula	-	-	-	-	401	1,883
B06110	Ocean fishing, commercial (using vessels over 3 tons)	-	-	-	-	s	s
B06410	Fishpond operation (except fish breeding farms and nurseries)	-	-	-	-	s	s
	XI - Davao Region	-	-	-	-	170	-
B06120	Coastal fishing, municipal (using vessels of less than 3 tons)	-	-	-	-	s	-
B06410	Fishpond operation (except fish breeding farms and nurseries)	-	-	-	-	s	-
	XII - SOCCSKSARGEN	-	-	-	-	4,643	89
B06110	Ocean fishing, commercial (using vessels over 3 tons)	-	-	-	-	s	s
B06300	Prawn culture	-	-	-	-	s	s

TABLE 5b.1 Number of Establishments and Intermediate Cost for Fishing Establishments with Total Employment of Less Than 20 by Region and Industry Sub-class: Philippines, 2009

(Value in thousand pesos. Details may not add up to total due to rounding and/or statistical disclosure control)

1994 PSIC Code	Region/ Industry Description	Number of Establishments	Intermediate Cost		
			Total	Materials and Supplies Purchased	Fuels, Lubricants, Oils and Greases Purchased
			(1)	(2)	(3)
	Philippines	150	306,217	192,173	50,695
B06110	Ocean fishing, commercial (using vessels over 3 tons)	55	144,057	93,183	30,125
B06120	Coastal fishing, municipal (using vessels of less than 3 tons)	8	28,752	19,862	8,761
B06300	Prawn culture	7	46,946	30,301	1,876
B06410	Fishpond operation (except fish breeding farms and nurseries)	17	33,264	28,971	1,205
B06420	Fishpen and fishcage operation	56	51,778	19,108	8,508
B06430	Operation of fish breeding farms and nurseries	s	s	s	s
B06700	Seaweeds farming	5	288	164	30
B06800	Service activities incidental to fishing	s	s	s	s
	NCR	13	11,571	5,449	4,149
B06420	Fishpen and fishcage operation	13	11,571	5,449	4,149
	I- Ilocos Region	s	s	s	s
B06410	Fishpond operation (except fish breeding farms and nurseries)	s	s	s	s
B06430	Operation of fish breeding farms and nurseries	s	s	s	s
	II- Cagayan Valley	3	56,642	44,375	1,670
B06110	Ocean fishing, commercial (using vessels over 3 tons)	3	56,642	44,375	1,670
	III - Central Luzon	3	30,603	27,244	1,271
B06110	Ocean fishing, commercial (using vessels over 3 tons)	s	s	s	s
B06410	Fishpond operation (except fish breeding farms and nurseries)	s	s	s	s
	IVA - CALABARZON	44	41,253	14,057	4,909
B06110	Ocean fishing, commercial (using vessels over 3 tons)	s	s	s	s
B06420	Fishpen and fishcage operation	s	s	s	s
	IVB - MIMAROPA	40	12,943	4,841	5,673
B06110	Ocean fishing, commercial (using vessels over 3 tons)	27	11,255	4,319	5,327
B06120	Coastal fishing, municipal (using vessels of less than 3 tons)	3	151	43	65
B06410	Fishpond operation (except fish breeding farms and nurseries)	5	1,248	315	252
B06700	Seaweeds farming	5	288	164	30

TABLE 5b.1 Number of Establishments and Intermediate Cost for Fishing Establishments with Total Employment of Less Than 20
by Region and Industry Sub-class: Philippines, 2009 (Continued)

(Value in thousand pesos. Details may not add up to total due to rounding and/or statistical disclosure control)

1994 PSIC Code	Region/ Industry Description	Number of Establishments	Intermediate Cost			
			Total	Materials and Supplies Purchased	Fuels, Lubricants, Oils and Greases Purchased	
			(1)	(2)	(3)	(4)
	V- Bicol Region		s	s	s	s
B06410	Fishpond operation (except fish breeding farms and nurseries)	s	s	s	s	
	VI - Western Visayas	15	35,290	20,448	2,960	
B06110	Ocean fishing, commercial (using vessels over 3 tons)	s	s	s	s	
B06120	Coastal fishing, municipal (using vessels of less than 3 tons)	3	671	177	432	
B06300	Prawn culture	5	31,524	18,928	1,599	
B06410	Fishpond operation (except fish breeding farms and nurseries)	4	1,096	531	81	
B06800	Service activities incidental to fishing	s	s	s	s	
	VII - Central Visayas	13	35,322	14,825	16,398	
B06110	Ocean fishing, commercial (using vessels over 3 tons)	10	33,488	13,757	15,950	
B06120	Coastal fishing, municipal (using vessels of less than 3 tons)	s	s	s	s	
B06300	Prawn culture	s	s	s	s	
B06410	Fishpond operation (except fish breeding farms and nurseries)	s	s	s	s	
	VIII - Eastern Visayas	6	1,642	168	1,431	
B06110	Ocean fishing, commercial (using vessels over 3 tons)	6	1,642	168	1,431	
	IX - Zamboanga Peninsula	3	5,385	877	3,426	
B06110	Ocean fishing, commercial (using vessels over 3 tons)	s	s	s	s	
B06410	Fishpond operation (except fish breeding farms and nurseries)	s	s	s	s	
	XI - Davao Region	3	27,949	19,976	7,947	
B06120	Coastal fishing, municipal (using vessels of less than 3 tons)	s	s	s	s	
B06410	Fishpond operation (except fish breeding farms and nurseries)	s	s	s	s	
	XII - SOCCSKSARGEN	4	46,863	39,488	655	
B06110	Ocean fishing, commercial (using vessels over 3 tons)	s	s	s	s	
B06300	Prawn culture	s	s	s	s	

TABLE 5b.1 Number of Establishments and Intermediate Cost for Fishing Establishments with Total Employment of Less Than 20 by Region and Industry Sub-class: Philippines, 2009 (Continued)

(Value in thousand pesos. Details may not add up to total due to rounding and/or statistical disclosure control)

1994 PSIC Code	Region/ Industry Description	Intermediate Cost			
		Electricity and Water Purchased	Fishery Services Done by Others	Industrial Services Done by Others	Beginning Less Ending Inventory of Materials, Supplies and Fuels
		(5)	(6)	(7)	(8)
	Philippines	12,088	32,217	13,299	5,745
B06110	Ocean fishing, commercial (using vessels over 3 tons)	562	3,131	9,948	7,108
B06120	Coastal fishing, municipal (using vessels of less than 3 tons)	15	15	93	5
B06300	Prawn culture	8,905	5,077	838	(50)
B06410	Fishpond operation (except fish breeding farms and nurseries)	1,994	703	379	12
B06420	Fishpen and fishcage operation	321	23,206	1,995	(1,361)
B06430	Operation of fish breeding farms and nurseries	s	s	s	s
B06700	Seaweeds farming	-	84	8	2
B06800	Service activities incidental to fishing	s	s	s	s
	NCR	49	3,013	356	(1,445)
B06420	Fishpen and fishcage operation	49	3,013	356	(1,445)
	I- Ilocos Region	s	s	s	s
B06410	Fishpond operation (except fish breeding farms and nurseries)	s	s	s	s
B06430	Operation of fish breeding farms and nurseries	s	s	s	s
	II- Cagayan Valley	108	2,579	886	7,023
B06110	Ocean fishing, commercial (using vessels over 3 tons)	108	2,579	886	7,023
	III - Central Luzon	1,726	-	317	45
B06110	Ocean fishing, commercial (using vessels over 3 tons)	s	-	s	s
B06410	Fishpond operation (except fish breeding farms and nurseries)	s	-	s	s
	IVA - CALABARZON	273	20,227	1,689	99
B06110	Ocean fishing, commercial (using vessels over 3 tons)	s	s	s	s
B06420	Fishpen and fishcage operation	s	s	s	s
	IVB - MIMAROPA	287	948	1,146	48
B06110	Ocean fishing, commercial (using vessels over 3 tons)	89	514	931	76
B06120	Coastal fishing, municipal (using vessels of less than 3 tons)	-	15	22	6
B06410	Fishpond operation (except fish breeding farms and nurseries)	198	335	185	(37)
B06700	Seaweeds farming	-	84	8	2

TABLE 5b.1 Number of Establishments and Intermediate Cost for Fishing Establishments with Total Employment of Less Than 20
by Region and Industry Sub-class: Philippines, 2009 *(Concluded)*

(Value in thousand pesos. Details may not add up to total due to rounding and/or statistical disclosure control)

1994 PSIC Code	Region/ Industry Description	Intermediate Cost			
		Electricity and Water Purchased	Fishery Services Done by Others	Industrial Services Done by Others	Beginning Less Ending Inventory of Materials, Supplies and Fuels
		(5)	(6)	(7)	(8)
	V- Bicol Region	s	-	-	s
B06410	Fishpond operation (except fish breeding farms and nurseries)	s	-	-	s
	VI - Western Visayas	6,758	4,848	229	48
B06110	Ocean fishing, commercial (using vessels over 3 tons)	s	s	s	s
B06120	Coastal fishing, municipal (using vessels of less than 3 tons)	4	-	59	(1)
B06300	Prawn culture	6,400	4,502	95	-
B06410	Fishpond operation (except fish breeding farms and nurseries)	36	346	74	29
B06800	Service activities incidental to fishing	s	s	s	s
	VII - Central Visayas	395	-	3,778	(73)
B06110	Ocean fishing, commercial (using vessels over 3 tons)	112	-	3,667	2
B06120	Coastal fishing, municipal (using vessels of less than 3 tons)	s	-	s	s
B06300	Prawn culture	s	-	s	s
B06410	Fishpond operation (except fish breeding farms and nurseries)	s	-	s	s
	VIII - Eastern Visayas	24	5	20	(6)
B06110	Ocean fishing, commercial (using vessels over 3 tons)	24	5	20	(6)
	IX - Zamboanga Peninsula	40	21	1,022	-
B06110	Ocean fishing, commercial (using vessels over 3 tons)	s	s	s	-
B06410	Fishpond operation (except fish breeding farms and nurseries)	s	s	s	-
	XI - Davao Region	24	-	13	(10)
B06120	Coastal fishing, municipal (using vessels of less than 3 tons)	s	-	s	s
B06410	Fishpond operation (except fish breeding farms and nurseries)	s	-	s	s
	XII - SOCCSKSARGEN	2,334	575	3,805	5
B06110	Ocean fishing, commercial (using vessels over 3 tons)	s	s	s	s
B06300	Prawn culture	s	s	s	s

TABLE 5b.2 Number of Establishments and Cost of Industrial Services Done by Others for Fishing Establishments with Total Employment of Less Than 20 by Region and Industry Sub-class: Philippines, 2009

(Value in thousand pesos. Details may not add up to total due to rounding and/or statistical disclosure control)

1994 PSIC Code	Region/ Industry Description	Number of Establishments	Industrial Services Done by Others		
			Total	Contract and Commission Work Done by Others	Other Industrial Services Done by Others
			(1)	(2)	(3)
	Philippines	150	13,299	3,178	10,121
B06110	Ocean fishing, commercial (using vessels over 3 tons)	55	9,948	2,634	7,314
B06120	Coastal fishing, municipal (using vessels of less than 3 tons)	8	93	2	92
B06300	Prawn culture	7	838	-	838
B06410	Fishpond operation (except fish breeding farms and nurseries)	17	379	242	137
B06420	Fishpen and fishcage operation	56	1,995	301	1,694
B06430	Operation of fish breeding farms and nurseries	s	s	s	s
B06700	Seaweeds farming	5	8	-	8
B06800	Service activities incidental to fishing	s	s	s	s
	NCR	13	356	-	356
B06420	Fishpen and fishcage operation	13	356	-	356
	I- Ilocos Region	s	s	-	s
B06410	Fishpond operation (except fish breeding farms and nurseries)	s	s	-	s
B06430	Operation of fish breeding farms and nurseries	s	s	-	s
	II- Cagayan Valley	3	886	5	881
B06110	Ocean fishing, commercial (using vessels over 3 tons)	3	886	5	881
	III - Central Luzon	3	317	-	317
B06110	Ocean fishing, commercial (using vessels over 3 tons)	s	s	-	s
B06410	Fishpond operation (except fish breeding farms and nurseries)	s	s	-	s
	IVA - CALABARZON	44	1,689	301	1,388
B06110	Ocean fishing, commercial (using vessels over 3 tons)	s	s	s	s
B06420	Fishpen and fishcage operation	s	s	s	s
	IVB - MIMAROPA	40	1,146	192	954
B06110	Ocean fishing, commercial (using vessels over 3 tons)	27	931	12	919
B06120	Coastal fishing, municipal (using vessels of less than 3 tons)	3	22	-	22
B06410	Fishpond operation (except fish breeding farms and nurseries)	5	185	180	5
B06700	Seaweeds farming	5	8	-	8

TABLE 5b.2 Number of Establishments and Cost of Industrial Services Done by Others for Fishing Establishments with Total Employment of Less Than 20 by Region and Industry Sub-class: Philippines, 2009 (Concluded)

(Value in thousand pesos. Details may not add up to total due to rounding and/or statistical disclosure control)

1994 PSIC Code	Region/ Industry Description	Number of Establishments	Industrial Services Done by Others		
			Total	Contract and Commission Work Done by Others	Other Industrial Services Done by Others
			(1)	(2)	(3)
V- Bicol Region		s	s	-	s
B06410	Fishpond operation (except fish breeding farms and nurseries)	s	s	-	s
VI - Western Visayas		15	229	58	170
B06110	Ocean fishing, commercial (using vessels over 3 tons)	s	s	s	s
B06120	Coastal fishing, municipal (using vessels of less than 3 tons)	3	59	2	58
B06300	Prawn culture	5	95	-	95
B06410	Fishpond operation (except fish breeding farms and nurseries)	4	74	57	17
B06800	Service activities incidental to fishing	s	s	s	s
VII - Central Visayas		13	3,778	2,617	1,160
B06110	Ocean fishing, commercial (using vessels over 3 tons)	10	3,667	2,617	1,049
B06120	Coastal fishing, municipal (using vessels of less than 3 tons)	s	s	s	s
B06300	Prawn culture	s	s	s	s
B06410	Fishpond operation (except fish breeding farms and nurseries)	s	s	s	s
VIII - Eastern Visayas		6	20	-	20
B06110	Ocean fishing, commercial (using vessels over 3 tons)	6	20	-	20
IX - Zamboanga Peninsula		3	1,022	-	1,022
B06110	Ocean fishing, commercial (using vessels over 3 tons)	s	s	-	s
B06410	Fishpond operation (except fish breeding farms and nurseries)	s	s	-	s
XI - Davao Region		3	13	5	8
B06120	Coastal fishing, municipal (using vessels of less than 3 tons)	s	s	s	s
B06410	Fishpond operation (except fish breeding farms and nurseries)	s	s	s	s
XII - SOCCSKSARGEN		4	3,805	-	3,805
B06110	Ocean fishing, commercial (using vessels over 3 tons)	s	s	-	s
B06300	Prawn culture	s	s	-	s

TABLE 5b.3 Number of Establishments and Cost of Non-Industrial Services Done by Others for Fishing Establishments with Total Employment of Less Than 20 by Region and Industry Sub-class: Philippines, 2009

(Value in thousand pesos. Details may not add up to total due to rounding and/or statistical disclosure control)

1994 PSIC Code	Region/ Industry Description	Non-Industrial Services Done by Others					
		Number of Establishments	Total	Rent Income from Land	Rent Income from Building and Other Structures	Other Rental Income	Other Non-industrial Services Done by Others
		(1)	(2)	(3)	(4)	(5)	(6)
	Philippines	150	19,948	778	2,094	935	16,141
B06110	Ocean fishing, commercial (using vessels over 3 tons)	55	11,532	600	10	747	10,176
B06120	Coastal fishing, municipal (using vessels of less than 3 tons)	8	370	-	-	32	338
B06300	Prawn culture	7	2,702	2	202	-	2,498
B06410	Fishpond operation (except fish breeding farms and nurseries)	17	2,837	153	1,360	24	1,300
B06420	Fishpen and fishcage operation	56	1,452	22	258	130	1,042
B06430	Operation of fish breeding farms and nurseries	s	s	s	s	s	s
B06700	Seaweeds farming	5	101	-	-	2	99
B06800	Service activities incidental to fishing	s	s	s	s	s	s
	NCR	13	492	-	-	-	492
B06420	Fishpen and fishcage operation	13	492	-	-	-	492
	I- Ilocos Region	s	s	s	-	-	s
B06410	Fishpond operation (except fish breeding farms and nurseries)	s	s	s	-	-	s
B06430	Operation of fish breeding farms and nurseries	s	s	s	-	-	s
	II- Cagayan Valley	3	2,555	600	-	-	1,955
B06110	Ocean fishing, commercial (using vessels over 3 tons)	3	2,555	600	-	-	1,955
	III - Central Luzon	3	2,500	-	1,290	-	1,209
B06110	Ocean fishing, commercial (using vessels over 3 tons)	s	s	-	s	-	s
B06410	Fishpond operation (except fish breeding farms and nurseries)	s	s	-	s	-	s
	IVA - CALABARZON	44	1,103	22	258	130	693
B06110	Ocean fishing, commercial (using vessels over 3 tons)	s	s	s	s	s	s
B06420	Fishpen and fishcage operation	s	s	s	s	s	s
	IVB - MIMAROPA	40	1,379	-	-	778	601
B06110	Ocean fishing, commercial (using vessels over 3 tons)	27	1,025	-	-	747	278
B06120	Coastal fishing, municipal (using vessels of less than 3 tons)	3	61	-	-	23	38
B06410	Fishpond operation (except fish breeding farms and nurseries)	5	192	-	-	6	186
B06700	Seaweeds farming	5	101	-	-	2	99

TABLE 5b.3 Number of Establishments and Cost of Non-Industrial Services Done by Others for Fishing Establishments with Total Employment of Less Than 20 by Region and Industry Sub-class: Philippines, 2009 (Concluded)

(Value in thousand pesos. Details may not add up to total due to rounding and/or statistical disclosure control)

1994 PSIC Code	Region/ Industry Description	Non-Industrial Services Done by Others					Other Non-industrial Services Done by Others	
		Number of Establishments	Total	Rent Income from Land	Rent Income from Building and Other Structures	Other Rental Income		
		(1)	(2)	(3)	(4)	(5)		(6)
	V- Bicol Region		S	S	S	-	-	S
B06410	Fishpond operation (except fish breeding farms and nurseries)	S	S	S	-	-	S	
	VI - Western Visayas	15	2,749	-	536	9	2,204	
B06110	Ocean fishing, commercial (using vessels over 3 tons)	S	S	-	S	S	S	
B06120	Coastal fishing, municipal (using vessels of less than 3 tons)	3	28	-	-	9	19	
B06300	Prawn culture	5	1,341	-	202	-	1,139	
B06410	Fishpond operation (except fish breeding farms and nurseries)	4	170	-	69	-	101	
B06800	Service activities incidental to fishing	S	S	-	S	S	S	
	VII - Central Visayas	13	372	102	-	-	269	
B06110	Ocean fishing, commercial (using vessels over 3 tons)	10	154	-	-	-	154	
B06120	Coastal fishing, municipal (using vessels of less than 3 tons)	S	S	S	-	-	S	
B06300	Prawn culture	S	S	S	-	-	S	
B06410	Fishpond operation (except fish breeding farms and nurseries)	S	S	S	-	-	S	
	VIII - Eastern Visayas	6	926	-	-	-	926	
B06110	Ocean fishing, commercial (using vessels over 3 tons)	6	926	-	-	-	926	
	IX - Zamboanga Peninsula	3	5,782	50	10	-	5,722	
B06110	Ocean fishing, commercial (using vessels over 3 tons)	S	S	S	S	-	S	
B06410	Fishpond operation (except fish breeding farms and nurseries)	S	S	S	S	-	S	
	XI - Davao Region	3	345	-	-	18	327	
B06120	Coastal fishing, municipal (using vessels of less than 3 tons)	S	S	-	-	S	S	
B06410	Fishpond operation (except fish breeding farms and nurseries)	S	S	-	-	S	S	
	XII - SOCCSKSARGEN	4	1,725	-	-	-	1,725	
B06110	Ocean fishing, commercial (using vessels over 3 tons)	S	S	-	-	-	S	
B06300	Prawn culture	S	S	-	-	-	S	

TABLE 6b Number of Establishments and Capital Expenditures for Tangible Fixed Assets by Type for Fishing Establishments with Total Employment of Less Than 20 by Region and Industry Sub-class: Philippines, 2009

(Value in thousand pesos. Details may not add-up to total due to rounding and/or statistical disclosure control)

1994 PSIC Code	Region/ Industry Description	Number of Establishments	Capital Expenditures for Tangible Fixed Assets				
			Total	Land	Aquafarm	Buildings, Other Structures and Land Improvements	Cultivated Assets
			(1)	(2)	(3)	(4)	(5)
	Philippines	150	6,038	447	300	596	-
B06110	Ocean fishing, commercial (using vessels over 3 tons)	55	2,362	5	-	5	-
B06120	Coastal fishing, municipal (using vessels of less than 3 tons)	8	166	-	-	-	-
B06300	Prawn culture	7	2,057	442	-	-	-
B06410	Fishpond operation (except fish breeding farms and nurseries)	17	136	-	-	-	-
B06420	Fishpen and fishcage operation	56	1,317	-	300	591	-
B06430	Operation of fish breeding farms and nurseries	s	s	s	s	s	-
B06700	Seaweeds farming	5	-	-	-	-	-
B06800	Service activities incidental to fishing	s	s	s	s	s	-
	NCR	13	978	-	300	591	-
B06420	Fishpen and fishcage operation	13	978	-	300	591	-
	I- Ilocos Region	s	-	-	-	-	-
B06410	Fishpond operation (except fish breeding farms and nurseries)	s	-	-	-	-	-
B06430	Operation of fish breeding farms and nurseries	s	-	-	-	-	-
	II- Cagayan Valley	3	-	-	-	-	-
B06110	Ocean fishing, commercial (using vessels over 3 tons)	3	-	-	-	-	-
	III - Central Luzon	3	-	-	-	-	-
B06110	Ocean fishing, commercial (using vessels over 3 tons)	s	-	-	-	-	-
B06410	Fishpond operation (except fish breeding farms and nurseries)	s	-	-	-	-	-
	IVA - CALABARZON	44	339	-	-	-	-
B06110	Ocean fishing, commercial (using vessels over 3 tons)	s	s	-	-	-	-
B06420	Fishpen and fishcage operation	s	s	-	-	-	-
	IVB - MIMAROPA	40	2,241	5	-	5	-
B06110	Ocean fishing, commercial (using vessels over 3 tons)	27	2,241	5	-	5	-
B06120	Coastal fishing, municipal (using vessels of less than 3 tons)	3	-	-	-	-	-
B06410	Fishpond operation (except fish breeding farms and nurseries)	5	-	-	-	-	-
B06700	Seaweeds farming	5	-	-	-	-	-

TABLE 6b Number of Establishments and Capital Expenditures for Tangible Fixed Assets by Type for Fishing Establishments with Total Employment of Less Than 20 by Region and Industry Sub-class: Philippines, 2009 (Continued)

(Value in thousand pesos. Details may not add-up to total due to rounding and/or statistical disclosure control)

1994 PSIC Code	Region/ Industry Description	Number of Establishments	Capital Expenditures for Tangible Fixed Assets				
			Total	Land	Aquafarm	Buildings, Other Structures and Land Improvements	Cultivated Assets
			(1)	(2)	(3)	(4)	(5)
	V- Bicol Region	s	-	-	-	-	-
B06410	Fishpond operation (except fish breeding farms and nurseries)	s	-	-	-	-	-
	VI - Western Visayas	15	1,794	442	-	-	-
B06110	Ocean fishing, commercial (using vessels over 3 tons)	s	s	s	-	-	-
B06120	Coastal fishing, municipal (using vessels of less than 3 tons)	3	154	-	-	-	-
B06300	Prawn culture	5	1,640	442	-	-	-
B06410	Fishpond operation (except fish breeding farms and nurseries)	4	-	-	-	-	-
B06800	Service activities incidental to fishing	s	s	s	-	-	-
	VII - Central Visayas	13	429	-	-	-	-
B06110	Ocean fishing, commercial (using vessels over 3 tons)	s	s	-	-	-	-
B06120	Coastal fishing, municipal (using vessels of less than 3 tons)	s	s	-	-	-	-
B06300	Prawn culture	s	s	-	-	-	-
B06410	Fishpond operation (except fish breeding farms and nurseries)	s	s	-	-	-	-
	VIII - Eastern Visayas	6	121	-	-	-	-
B06110	Ocean fishing, commercial (using vessels over 3 tons)	6	121	-	-	-	-
	IX - Zamboanga Peninsula	3	-	-	-	-	-
B06110	Ocean fishing, commercial (using vessels over 3 tons)	s	-	-	-	-	-
B06410	Fishpond operation (except fish breeding farms and nurseries)	s	-	-	-	-	-
	XI - Davao Region	3	136	-	-	-	-
B06120	Coastal fishing, municipal (using vessels of less than 3 tons)	s	s	-	-	-	-
B06410	Fishpond operation (except fish breeding farms and nurseries)	s	s	-	-	-	-
	XII - SOCCSKSARGEN	4	-	-	-	-	-
B06110	Ocean fishing, commercial (using vessels over 3 tons)	s	-	-	-	-	-
B06300	Prawn culture	s	-	-	-	-	-

TABLE 6b Number of Establishments and Capital Expenditures for Tangible Fixed Assets by Type for Fishing Establishments with Total Employment of Less Than 20 by Region and Industry Sub-class: Philippines, 2009 (Continued)

(Value in thousand pesos. Details may not add-up to total due to rounding and/or statistical disclosure control)

1994 PSIC Code	Region/ Industry Description	Capital Expenditures for Tangible Fixed Assets					
		Fishing boat/craft/ vessel	Transport Equipment	ICT Machinery and Equipment	Other Machinery and Equipment	Valuables	Other Tangible Fixed Assets
		(7)	(8)	(9)	(10)	(11)	(12)
	Philippines	963	1,436	80	2,129	-	87
B06110	Ocean fishing, commercial (using vessels over 3 tons)	883	1,300	28	141	-	-
B06120	Coastal fishing, municipal (using vessels of less than 3 tons)	80	-	-	86	-	-
B06300	Prawn culture	-	-	52	1,563	-	-
B06410	Fishpond operation (except fish breeding farms and nurseries)	-	136	-	-	-	-
B06420	Fishpen and fishcage operation	-	-	-	339	-	87
B06430	Operation of fish breeding farms and nurseries	S	S	S	S	-	S
B06700	Seaweeds farming	-	-	-	-	-	-
B06800	Service activities incidental to fishing	S	S	S	S	-	S
	NCR	-	-	-	-	-	87
B06420	Fishpen and fishcage operation	-	-	-	-	-	87
	I- Ilocos Region	-	-	-	-	-	-
B06410	Fishpond operation (except fish breeding farms and nurseries)	-	-	-	-	-	-
B06430	Operation of fish breeding farms and nurseries	-	-	-	-	-	-
	II- Cagayan Valley	-	-	-	-	-	-
B06110	Ocean fishing, commercial (using vessels over 3 tons)	-	-	-	-	-	-
	III - Central Luzon	-	-	-	-	-	-
B06110	Ocean fishing, commercial (using vessels over 3 tons)	-	-	-	-	-	-
B06410	Fishpond operation (except fish breeding farms and nurseries)	-	-	-	-	-	-
	IVA - CALABARZON	-	-	-	339	-	-
B06110	Ocean fishing, commercial (using vessels over 3 tons)	-	-	-	S	-	-
B06420	Fishpen and fishcage operation	-	-	-	S	-	-
	IVB - MIMAROPA	883	1,300	28	20	-	-
B06110	Ocean fishing, commercial (using vessels over 3 tons)	883	1,300	28	20	-	-
B06120	Coastal fishing, municipal (using vessels of less than 3 tons)	-	-	-	-	-	-
B06410	Fishpond operation (except fish breeding farms and nurseries)	-	-	-	-	-	-
B06700	Seaweeds farming	-	-	-	-	-	-

TABLE 6b Number of Establishments and Capital Expenditures for Tangible Fixed Assets by Type for Fishing Establishments with Total Employment of Less Than 20 by Region and Industry Sub-class: Philippines, 2009 *(Concluded)*

(Value in thousand pesos. Details may not add-up to total due to rounding and/or statistical disclosure control)

1994 PSIC Code	Region/ Industry Description	Capital Expenditures for Tangible Fixed Assets					
		Fishing boat/craft/ vessel	Transport Equipment	ICT Machinery and Equipment	Other Machinery and Equipment	Valuables	Other Tangible Fixed Assets
		(7)	(8)	(9)	(10)	(11)	(12)
	V- Bicol Region	-	-	-	-	-	-
B06410	Fishpond operation (except fish breeding farms and nurseries)	-	-	-	-	-	-
	VI - Western Visayas	80	-	-	1,272	-	-
B06110	Ocean fishing, commercial (using vessels over 3 tons)	s	-	-	s	-	-
B06120	Coastal fishing, municipal (using vessels of less than 3 tons)	80	-	-	74	-	-
B06300	Prawn culture	-	-	-	1,198	-	-
B06410	Fishpond operation (except fish breeding farms and nurseries)	-	-	-	-	-	-
B06800	Service activities incidental to fishing	s	-	-	s	-	-
	VII - Central Visayas	-	-	52	377	-	-
B06110	Ocean fishing, commercial (using vessels over 3 tons)	-	-	-	-	-	-
B06120	Coastal fishing, municipal (using vessels of less than 3 tons)	-	-	s	s	-	-
B06300	Prawn culture	-	-	s	s	-	-
B06410	Fishpond operation (except fish breeding farms and nurseries)	-	-	s	s	-	-
	VIII - Eastern Visayas	-	-	-	121	-	-
B06110	Ocean fishing, commercial (using vessels over 3 tons)	-	-	-	121	-	-
	IX - Zamboanga Peninsula	-	-	-	-	-	-
B06110	Ocean fishing, commercial (using vessels over 3 tons)	-	-	-	-	-	-
B06410	Fishpond operation (except fish breeding farms and nurseries)	-	-	-	-	-	-
	XI - Davao Region	-	136	-	-	-	-
B06120	Coastal fishing, municipal (using vessels of less than 3 tons)	-	s	-	-	-	-
B06410	Fishpond operation (except fish breeding farms and nurseries)	-	s	-	-	-	-
	XII - SOCCSKSARGEN	-	-	-	-	-	-
B06110	Ocean fishing, commercial (using vessels over 3 tons)	-	-	-	-	-	-
B06300	Prawn culture	-	-	-	-	-	-

TABLE 6b.1 Number of Establishments and Capital Expenditures for Directly Imported Tangible Fixed Assets for Fishing Establishments with Total Employment of Less Than 20 by Region and Industry Sub-class: Philippines, 2009

(Value in thousand pesos. Details may not add-up to total due to rounding and/or statistical disclosure control)

1994 PSIC Code	Region/ Industry Description	Number of Establishments	Directly Imported Tangible Fixed Assets			
			Total	Cultivated Assets	Fishing boat/craft/ vessel	Transport Equipment
			(1)	(2)	(3)	(4)
	Philippines	150	-	-	-	-
B06110	Ocean fishing, commercial (using vessels over 3 tons)	55	-	-	-	-
B06120	Coastal fishing, municipal (using vessels of less than 3 tons)	8	-	-	-	-
B06300	Prawn culture	7	-	-	-	-
B06410	Fishpond operation (except fish breeding farms and nurseries)	17	-	-	-	-
B06420	Fishpen and fishcage operation	56	-	-	-	-
B06430	Operation of fish breeding farms and nurseries	s	-	-	-	-
B06700	Seaweeds farming	5	-	-	-	-
B06800	Service activities incidental to fishing	s	-	-	-	-
	NCR	13	-	-	-	-
B06420	Fishpen and fishcage operation	13	-	-	-	-
	I- Ilocos Region	s	-	-	-	-
B06410	Fishpond operation (except fish breeding farms and nurseries)	s	-	-	-	-
B06430	Operation of fish breeding farms and nurseries	s	-	-	-	-
	II- Cagayan Valley	3	-	-	-	-
B06110	Ocean fishing, commercial (using vessels over 3 tons)	3	-	-	-	-
	III - Central Luzon	3	-	-	-	-
B06110	Ocean fishing, commercial (using vessels over 3 tons)	s	-	-	-	-
B06410	Fishpond operation (except fish breeding farms and nurseries)	s	-	-	-	-
	IVA - CALABARZON	44	-	-	-	-
B06110	Ocean fishing, commercial (using vessels over 3 tons)	s	-	-	-	-
B06420	Fishpen and fishcage operation	s	-	-	-	-
	IVB - MIMAROPA	40	-	-	-	-
B06110	Ocean fishing, commercial (using vessels over 3 tons)	27	-	-	-	-
B06120	Coastal fishing, municipal (using vessels of less than 3 tons)	3	-	-	-	-
B06410	Fishpond operation (except fish breeding farms and nurseries)	5	-	-	-	-
B06700	Seaweeds farming	5	-	-	-	-

TABLE 6b.1 Number of Establishments and Capital Expenditures for Directly Imported Tangible Fixed Assets for Fishing Establishments with Total Employment of Less Than 20 by Region and Industry Sub-class: Philippines, 2009 (Continued)

(Value in thousand pesos. Details may not add-up to total due to rounding and/or statistical disclosure control)

1994 PSIC Code	Region/ Industry Description	Number of Establishments	Directly Imported Tangible Fixed Assets			
			Total	Cultivated Assets	Fishing boat/craft/ vessel	Transport Equipment
			(1)	(2)	(3)	(4)
V- Bicol Region		s	-	-	-	-
B06410	Fishpond operation (except fish breeding farms and nurseries)	s	-	-	-	-
VI - Western Visayas		15	-	-	-	-
B06110	Ocean fishing, commercial (using vessels over 3 tons)	s	-	-	-	-
B06120	Coastal fishing, municipal (using vessels of less than 3 tons)	3	-	-	-	-
B06300	Prawn culture	5	-	-	-	-
B06410	Fishpond operation (except fish breeding farms and nurseries)	4	-	-	-	-
B06800	Service activities incidental to fishing	s	-	-	-	-
VII - Central Visayas		13	-	-	-	-
B06110	Ocean fishing, commercial (using vessels over 3 tons)	10	-	-	-	-
B06120	Coastal fishing, municipal (using vessels of less than 3 tons)	s	-	-	-	-
B06300	Prawn culture	s	-	-	-	-
B06410	Fishpond operation (except fish breeding farms and nurseries)	s	-	-	-	-
VIII - Eastern Visayas		6	-	-	-	-
B06110	Ocean fishing, commercial (using vessels over 3 tons)	6	-	-	-	-
IX - Zamboanga Peninsula		3	-	-	-	-
B06110	Ocean fishing, commercial (using vessels over 3 tons)	s	-	-	-	-
B06410	Fishpond operation (except fish breeding farms and nurseries)	s	-	-	-	-
XI - Davao Region		3	-	-	-	-
B06120	Coastal fishing, municipal (using vessels of less than 3 tons)	s	-	-	-	-
B06410	Fishpond operation (except fish breeding farms and nurseries)	s	-	-	-	-
XII - SOCCSKSARGEN		4	-	-	-	-
B06110	Ocean fishing, commercial (using vessels over 3 tons)	s	-	-	-	-
B06300	Prawn culture	s	-	-	-	-

TABLE 6b.1 Number of Establishments and Capital Expenditures for Directly Imported Tangible Fixed Assets for Fishing Establishments with Total Employment of Less Than 20 by Region and Industry Sub-class: Philippines, 2009 (Continued)

(Value in thousand pesos. Details may not add-up to total due to rounding and/or statistical disclosure control)

1994 PSIC Code	Region/ Industry Description	Directly Imported Tangible Fixed Assets			
		ICT Machinery and Equipment	Other Machinery and Equipment	Valuables	Other Tangible Fixed Assets
		(6)	(7)	(8)	(9)
	Philippines	-	-	-	-
B06110	Ocean fishing, commercial (using vessels over 3 tons)	-	-	-	-
B06120	Coastal fishing, municipal (using vessels of less than 3 tons)	-	-	-	-
B06300	Prawn culture	-	-	-	-
B06410	Fishpond operation (except fish breeding farms and nurseries)	-	-	-	-
B06420	Fishpen and fishcage operation	-	-	-	-
B06430	Operation of fish breeding farms and nurseries	-	-	-	-
B06700	Seaweeds farming	-	-	-	-
B06800	Service activities incidental to fishing	-	-	-	-
	NCR	-	-	-	-
B06420	Fishpen and fishcage operation	-	-	-	-
	I- Ilocos Region	-	-	-	-
B06410	Fishpond operation (except fish breeding farms and nurseries)	-	-	-	-
B06430	Operation of fish breeding farms and nurseries	-	-	-	-
	II- Cagayan Valley	-	-	-	-
B06110	Ocean fishing, commercial (using vessels over 3 tons)	-	-	-	-
	III - Central Luzon	-	-	-	-
B06110	Ocean fishing, commercial (using vessels over 3 tons)	-	-	-	-
B06410	Fishpond operation (except fish breeding farms and nurseries)	-	-	-	-
	IVA - CALABARZON	-	-	-	-
B06110	Ocean fishing, commercial (using vessels over 3 tons)	-	-	-	-
B06420	Fishpen and fishcage operation	-	-	-	-
	IVB - MIMAROPA	-	-	-	-
B06110	Ocean fishing, commercial (using vessels over 3 tons)	-	-	-	-
B06120	Coastal fishing, municipal (using vessels of less than 3 tons)	-	-	-	-
B06410	Fishpond operation (except fish breeding farms and nurseries)	-	-	-	-
B06700	Seaweeds farming	-	-	-	-

TABLE 6b.1 Number of Establishments and Capital Expenditures for Directly Imported Tangible Fixed Assets for Fishing Establishments with Total Employment of Less Than 20 by Region and Industry Sub-class: Philippines, 2009 (Concluded)

(Value in thousand pesos. Details may not add-up to total due to rounding and/or statistical disclosure control)

1994 PSIC Code	Region/ Industry Description	Directly Imported Tangible Fixed Assets			
		ICT Machinery and Equipment	Other Machinery and Equipment	Valuables	Other Tangible Fixed Assets
		(6)	(7)	(8)	(9)
	V- Bicol Region	-	-	-	-
B06410	Fishpond operation (except fish breeding farms and nurseries)	-	-	-	-
	VI - Western Visayas	-	-	-	-
B06110	Ocean fishing, commercial (using vessels over 3 tons)	-	-	-	-
B06120	Coastal fishing, municipal (using vessels of less than 3 tons)	-	-	-	-
B06300	Prawn culture	-	-	-	-
B06410	Fishpond operation (except fish breeding farms and nurseries)	-	-	-	-
B06800	Service activities incidental to fishing	-	-	-	-
	VII - Central Visayas	-	-	-	-
B06110	Ocean fishing, commercial (using vessels over 3 tons)	-	-	-	-
B06120	Coastal fishing, municipal (using vessels of less than 3 tons)	-	-	-	-
B06300	Prawn culture	-	-	-	-
B06410	Fishpond operation (except fish breeding farms and nurseries)	-	-	-	-
	VIII - Eastern Visayas	-	-	-	-
B06110	Ocean fishing, commercial (using vessels over 3 tons)	-	-	-	-
	IX - Zamboanga Peninsula	-	-	-	-
B06110	Ocean fishing, commercial (using vessels over 3 tons)	-	-	-	-
B06410	Fishpond operation (except fish breeding farms and nurseries)	-	-	-	-
	XI - Davao Region	-	-	-	-
B06120	Coastal fishing, municipal (using vessels of less than 3 tons)	-	-	-	-
B06410	Fishpond operation (except fish breeding farms and nurseries)	-	-	-	-
	XII - SOCCSKSARGEN	-	-	-	-
B06110	Ocean fishing, commercial (using vessels over 3 tons)	-	-	-	-
B06300	Prawn culture	-	-	-	-

TABLE 6b.2 Number of Establishments and Capital Expenditures for Tangible Fixed Assets by Mode of Acquisition for Fishing Establishments with Total Employment of Less Than 20 by Region and Industry Sub-class: Philippines, 2009

(Value in thousand pesos. Details may not add-up to total due to rounding and/or statistical disclosure control)

1994 PSIC Code	Region/ Industry Description	Number of Establishments	Capital Expenditures for Tangible Fixed Assets by Mode of Acquisition				
			Total	New Fixed Assets	Major Alterations and Improvement	Land and Used Fixed Assets	Produced on Own Account
			(1)	(2)	(3)	(4)	(5)
	Philippines	150	6,038	1,452	3,590	908	87
B06110	Ocean fishing, commercial (using vessels over 3 tons)	55	2,362	142	1,920	300	-
B06120	Coastal fishing, municipal (using vessels of less than 3 tons)	8	166	74	92	-	-
B06300	Prawn culture	7	2,057	557	1,058	442	-
B06410	Fishpond operation (except fish breeding farms and nurseries)	17	136	-	-	136	-
B06420	Fishpen and fishcage operation	56	1,317	679	521	30	87
B06430	Operation of fish breeding farms and nurseries	s	s	s	s	s	s
B06700	Seaweeds farming	5	-	-	-	-	-
B06800	Service activities incidental to fishing	s	s	s	s	s	s
	NCR	13	978	340	521	30	87
B06420	Fishpen and fishcage operation	13	978	340	521	30	87
	I- Ilocos Region	s	-	-	-	-	-
B06410	Fishpond operation (except fish breeding farms and nurseries)	s	-	-	-	-	-
B06430	Operation of fish breeding farms and nurseries	s	-	-	-	-	-
	II- Cagayan Valley	3	-	-	-	-	-
B06110	Ocean fishing, commercial (using vessels over 3 tons)	3	-	-	-	-	-
	III - Central Luzon	3	-	-	-	-	-
B06110	Ocean fishing, commercial (using vessels over 3 tons)	s	-	-	-	-	-
B06410	Fishpond operation (except fish breeding farms and nurseries)	s	-	-	-	-	-
	IVA - CALABARZON	44	339	339	-	-	-
B06110	Ocean fishing, commercial (using vessels over 3 tons)	s	s	s	-	-	-
B06420	Fishpen and fishcage operation	s	s	s	-	-	-
	IVB - MIMAROPA	40	2,241	58	1,883	300	-
B06110	Ocean fishing, commercial (using vessels over 3 tons)	27	2,241	58	1,883	300	-
B06120	Coastal fishing, municipal (using vessels of less than 3 tons)	3	-	-	-	-	-
B06410	Fishpond operation (except fish breeding farms and nurseries)	5	-	-	-	-	-
B06700	Seaweeds farming	5	-	-	-	-	-

TABLE 6b.2 Number of Establishments and Capital Expenditures for Tangible Fixed Assets by Mode of Acquisition for Fishing Establishments with Total Employment of Less Than 20 by Region and Industry Sub-class: Philippines, 2009 (Concluded)

(Value in thousand pesos. Details may not add-up to total due to rounding and/or statistical disclosure control)

1994 PSIC Code	Region/ Industry Description	Number of Establishments	Capital Expenditures for Tangible Fixed Assets by Mode of Acquisition				
			Total	New Fixed Assets	Major Alterations and Improvement	Land and Used Fixed Assets	Produced on Own Account
			(1)	(2)	(3)	(4)	(5)
	V- Bicol Region	S	-	-	-	-	-
B06410	Fishpond operation (except fish breeding farms and nurseries)	S	-	-	-	-	-
	VI - Western Visayas	15	1,794	310	1,041	442	-
B06110	Ocean fishing, commercial (using vessels over 3 tons)	S	S	S	S	S	-
B06120	Coastal fishing, municipal (using vessels of less than 3 tons)	3	154	74	80	-	-
B06300	Prawn culture	5	1,640	236	961	442	-
B06410	Fishpond operation (except fish breeding farms and nurseries)	4	-	-	-	-	-
B06800	Service activities incidental to fishing	S	S	S	S	S	-
	VII - Central Visayas	13	429	320	109	-	-
B06110	Ocean fishing, commercial (using vessels over 3 tons)	10	-	-	-	-	-
B06120	Coastal fishing, municipal (using vessels of less than 3 tons)	S	S	S	S	-	-
B06300	Prawn culture	S	S	S	S	-	-
B06410	Fishpond operation (except fish breeding farms and nurseries)	S	S	S	S	-	-
	VIII - Eastern Visayas	6	121	84	37	-	-
B06110	Ocean fishing, commercial (using vessels over 3 tons)	6	121	84	37	-	-
	IX - Zamboanga Peninsula	3	-	-	-	-	-
B06110	Ocean fishing, commercial (using vessels over 3 tons)	S	-	-	-	-	-
B06410	Fishpond operation (except fish breeding farms and nurseries)	S	-	-	-	-	-
	XI - Davao Region	3	136	-	-	136	-
B06120	Coastal fishing, municipal (using vessels of less than 3 tons)	S	S	-	-	S	-
B06410	Fishpond operation (except fish breeding farms and nurseries)	S	S	-	-	S	-
	XII - SOCCSKSARGEN	4	-	-	-	-	-
B06110	Ocean fishing, commercial (using vessels over 3 tons)	S	-	-	-	-	-
B06300	Prawn culture	S	-	-	-	-	-

TABLE 6b.3 Number of Establishments and Capital Expenditures for Intangible Assets for Fishing Establishments with Total Employment of Less Than 20 by Region and Industry Sub-class: Philippines, 2009

(Value in thousand pesos. Details may not add-up to total due to rounding and/or statistical disclosure control)

1994 PSIC Code	Region/ Industry Description	Number of Establishments	Capital Expenditures for Intangible Assets				
			Total	Intangible Non-Produced Assets	Computer Software and Data Bases	Entertainment, literary and artistic originals	Other Intangible Assets
			(1)	(2)	(3)	(4)	(5)
	Philippines	150	-	-	-	-	-
B06110	Ocean fishing, commercial (using vessels over 3 tons)	55	-	-	-	-	-
B06120	Coastal fishing, municipal (using vessels of less than 3 tons)	8	-	-	-	-	-
B06300	Prawn culture	7	-	-	-	-	-
B06410	Fishpond operation (except fish breeding farms and nurseries)	17	-	-	-	-	-
B06420	Fishpen and fishcage operation	56	-	-	-	-	-
B06430	Operation of fish breeding farms and nurseries	s	-	-	-	-	-
B06700	Seaweeds farming	5	-	-	-	-	-
B06800	Service activities incidental to fishing	s	-	-	-	-	-
	NCR	13	-	-	-	-	-
B06420	Fishpen and fishcage operation	13	-	-	-	-	-
	I- Ilocos Region	s	-	-	-	-	-
B06410	Fishpond operation (except fish breeding farms and nurseries)	s	-	-	-	-	-
B06430	Operation of fish breeding farms and nurseries	s	-	-	-	-	-
	II- Cagayan Valley	3	-	-	-	-	-
B06110	Ocean fishing, commercial (using vessels over 3 tons)	3	-	-	-	-	-
	III - Central Luzon	3	-	-	-	-	-
B06110	Ocean fishing, commercial (using vessels over 3 tons)	s	-	-	-	-	-
B06410	Fishpond operation (except fish breeding farms and nurseries)	s	-	-	-	-	-
	IVA - CALABARZON	44	-	-	-	-	-
B06110	Ocean fishing, commercial (using vessels over 3 tons)	s	-	-	-	-	-
B06420	Fishpen and fishcage operation	s	-	-	-	-	-
	IVB - MIMAROPA	40	-	-	-	-	-
B06110	Ocean fishing, commercial (using vessels over 3 tons)	27	-	-	-	-	-
B06120	Coastal fishing, municipal (using vessels of less than 3 tons)	3	-	-	-	-	-
B06410	Fishpond operation (except fish breeding farms and nurseries)	5	-	-	-	-	-
B06700	Seaweeds farming	5	-	-	-	-	-

TABLE 6b.3 Number of Establishments and Capital Expenditures for Intangible Assets for Fishing Establishments with Total Employment of Less Than 20 by Region and Industry Sub-class: Philippines, 2009 *(Concluded)*

(Value in thousand pesos. Details may not add-up to total due to rounding and/or statistical disclosure control)

1994 PSIC Code	Region/ Industry Description	Number of Establishments	Capital Expenditures for Intangible Assets				
			Total	Intangible Non-Produced Assets	Computer Software and Data Bases	Entertainment, literary and artistic originals	Other Intangible Assets
			(1)	(2)	(3)	(4)	(5)
	V- Bicol Region	5	-	-	-	-	-
B06410	Fishpond operation (except fish breeding farms and nurseries)	5	-	-	-	-	-
	VI - Western Visayas	15	-	-	-	-	-
B06110	Ocean fishing, commercial (using vessels over 3 tons)	5	-	-	-	-	-
B06120	Coastal fishing, municipal (using vessels of less than 3 tons)	3	-	-	-	-	-
B06300	Prawn culture	5	-	-	-	-	-
B06410	Fishpond operation (except fish breeding farms and nurseries)	4	-	-	-	-	-
B06800	Service activities incidental to fishing	5	-	-	-	-	-
	VII - Central Visayas	13	-	-	-	-	-
B06110	Ocean fishing, commercial (using vessels over 3 tons)	10	-	-	-	-	-
B06120	Coastal fishing, municipal (using vessels of less than 3 tons)	5	-	-	-	-	-
B06300	Prawn culture	5	-	-	-	-	-
B06410	Fishpond operation (except fish breeding farms and nurseries)	5	-	-	-	-	-
	VIII - Eastern Visayas	6	-	-	-	-	-
B06110	Ocean fishing, commercial (using vessels over 3 tons)	6	-	-	-	-	-
	IX - Zamboanga Peninsula	3	-	-	-	-	-
B06110	Ocean fishing, commercial (using vessels over 3 tons)	5	-	-	-	-	-
B06410	Fishpond operation (except fish breeding farms and nurseries)	5	-	-	-	-	-
	XI - Davao Region	3	-	-	-	-	-
B06120	Coastal fishing, municipal (using vessels of less than 3 tons)	5	-	-	-	-	-
B06410	Fishpond operation (except fish breeding farms and nurseries)	5	-	-	-	-	-
	XII - SOCCSKSARGEN	4	-	-	-	-	-
B06110	Ocean fishing, commercial (using vessels over 3 tons)	5	-	-	-	-	-
B06300	Prawn culture	5	-	-	-	-	-

TABLE 7b Number of Establishments and Gross Addition to Tangible Fixed Assets for Fishing Establishments with Total Employment of Less Than 20 by Region and Industry Sub-class: Philippines, 2009

(Value in thousand pesos. Details may not add up to total due to rounding and/or statistical disclosure control)

1994 PSIC Code	Region/ Industry Description	Number of	Gross Addition to	Capital Expenditures for Tangible	Sale
		Establishments	Tangible Fixed Assets	Fixed Assets	of Tangible Fixed Assets
		(1)	(2)	(3)	(4)
	Philippines	150	5,843	6,038	195
B06110	Ocean fishing, commercial (using vessels over 3 tons)	55	2,362	2,362	-
B06120	Coastal fishing, municipal (using vessels of less than 3 tons)	8	166	166	-
B06300	Prawn culture	7	2,057	2,057	-
B06410	Fishpond operation (except fish breeding farms and nurseries)	17	136	136	-
B06420	Fishpen and fishcage operation	56	1,122	1,317	195
B06430	Operation of fish breeding farms and nurseries	s	s	s	s
B06700	Seaweeds farming	5	-	-	-
B06800	Service activities incidental to fishing	s	s	s	s
	NCR	13	783	978	195
B06420	Fishpen and fishcage operation	13	783	978	195
	I- Ilocos Region	s	-	-	-
B06410	Fishpond operation (except fish breeding farms and nurseries)	s	-	-	-
B06430	Operation of fish breeding farms and nurseries	s	-	-	-
	II- Cagayan Valley	3	-	-	-
B06110	Ocean fishing, commercial (using vessels over 3 tons)	3	-	-	-
	III - Central Luzon	3	-	-	-
B06110	Ocean fishing, commercial (using vessels over 3 tons)	s	-	-	-
B06410	Fishpond operation (except fish breeding farms and nurseries)	s	-	-	-
	IVA - CALABARZON	44	339	339	-
B06110	Ocean fishing, commercial (using vessels over 3 tons)	s	s	s	-
B06420	Fishpen and fishcage operation	s	s	s	-
	IVB - MIMAROPA	40	2,241	2,241	-
B06110	Ocean fishing, commercial (using vessels over 3 tons)	27	2,241	2,241	-
B06120	Coastal fishing, municipal (using vessels of less than 3 tons)	3	-	-	-
B06410	Fishpond operation (except fish breeding farms and nurseries)	5	-	-	-
B06700	Seaweeds farming	5	-	-	-

TABLE 7b Number of Establishments and Gross Addition to Tangible Fixed Assets for Fishing Establishments with Total Employment of Less Than 20 by Region and Industry Sub-class: Philippines, 2009 (Concluded)

(Value in thousand pesos. Details may not add up to total due to rounding and/or statistical disclosure control)

1994 PSIC Code	Region/ Industry Description	Number of	Gross Addition to	Capital Expenditures for Tangible	Sale
		Establishments	Tangible Fixed Assets	Fixed Assets	of Tangible Fixed Assets
		(1)	(2)	(3)	(4)
	V- Bicol Region	s	-	-	-
B06410	Fishpond operation (except fish breeding farms and nurseries)	s	-	-	-
	VI - Western Visayas	15	1,794	1,794	-
B06110	Ocean fishing, commercial (using vessels over 3 tons)	s	s	s	-
B06120	Coastal fishing, municipal (using vessels of less than 3 tons)	3	154	154	-
B06300	Prawn culture	5	1,640	1,640	-
B06410	Fishpond operation (except fish breeding farms and nurseries)	4	-	-	-
B06800	Service activities incidental to fishing	s	s	s	-
	VII - Central Visayas	13	429	429	-
B06110	Ocean fishing, commercial (using vessels over 3 tons)	10	-	-	-
B06120	Coastal fishing, municipal (using vessels of less than 3 tons)	s	s	s	-
B06300	Prawn culture	s	s	s	-
B06410	Fishpond operation (except fish breeding farms and nurseries)	s	s	s	-
	VIII - Eastern Visayas	6	121	121	-
B06110	Ocean fishing, commercial (using vessels over 3 tons)	6	121	121	-
	IX - Zamboanga Peninsula	3	-	-	-
B06110	Ocean fishing, commercial (using vessels over 3 tons)	s	-	-	-
B06410	Fishpond operation (except fish breeding farms and nurseries)	s	-	-	-
	XI - Davao Region	3	136	136	-
B06120	Coastal fishing, municipal (using vessels of less than 3 tons)	s	s	s	-
B06410	Fishpond operation (except fish breeding farms and nurseries)	s	s	s	-
	XII - SOCCSKSARGEN	4	-	-	-
B06110	Ocean fishing, commercial (using vessels over 3 tons)	s	-	-	-
B06300	Prawn culture	s	-	-	-

TABLE 7b.1 Number of Establishments and Sale of Tangible Fixed Assets by Type for Fishing Establishments with Total Employment of Less Than 20 by Region and Industry Sub-class: Philippines, 2009

(Value in thousand pesos. Details may not add-up to total due to rounding and/or statistical disclosure control)

1994 PSIC Code	Region/ Industry Description	Number of Establishments	Sale of Tangible Fixed Assets				
			Total	Land	Aquafarm	Buildings, Other Structures and Land Improvements	Cultivated Assets
			(1)	(2)	(3)	(4)	(5)
	Philippines	150	195	-	160	35	-
B06110	Ocean fishing, commercial (using vessels over 3 tons)	55	-	-	-	-	-
B06120	Coastal fishing, municipal (using vessels of less than 3 tons)	8	-	-	-	-	-
B06300	Prawn culture	7	-	-	-	-	-
B06410	Fishpond operation (except fish breeding farms and nurseries)	17	-	-	-	-	-
B06420	Fishpen and fishcage operation	56	195	-	160	35	-
B06430	Operation of fish breeding farms and nurseries	s	s	-	s	s	-
B06700	Seaweeds farming	5	-	-	-	-	-
B06800	Service activities incidental to fishing	s	s	-	s	s	-
	NCR	13	195	-	160	35	-
B06420	Fishpen and fishcage operation	13	195	-	160	35	-
	I- Ilocos Region	s	-	-	-	-	-
B06410	Fishpond operation (except fish breeding farms and nurseries)	s	-	-	-	-	-
B06430	Operation of fish breeding farms and nurseries	s	-	-	-	-	-
	II- Cagayan Valley	3	-	-	-	-	-
B06110	Ocean fishing, commercial (using vessels over 3 tons)	3	-	-	-	-	-
	III - Central Luzon	3	-	-	-	-	-
B06110	Ocean fishing, commercial (using vessels over 3 tons)	s	-	-	-	-	-
B06410	Fishpond operation (except fish breeding farms and nurseries)	s	-	-	-	-	-
	IVA - CALABARZON	44	-	-	-	-	-
B06110	Ocean fishing, commercial (using vessels over 3 tons)	s	-	-	-	-	-
B06420	Fishpen and fishcage operation	s	-	-	-	-	-
	IVB - MIMAROPA	40	-	-	-	-	-
B06110	Ocean fishing, commercial (using vessels over 3 tons)	27	-	-	-	-	-
B06120	Coastal fishing, municipal (using vessels of less than 3 tons)	3	-	-	-	-	-
B06410	Fishpond operation (except fish breeding farms and nurseries)	5	-	-	-	-	-
B06700	Seaweeds farming	5	-	-	-	-	-

TABLE 7b.1 Number of Establishments and Sale of Tangible Fixed Assets by Type for Fishing Establishments with Total Employment of Less Than 20 by Region and Industry Sub-class: Philippines, 2009 (Continued)

(Value in thousand pesos. Details may not add-up to total due to rounding and/or statistical disclosure control)

1994 PSIC Code	Region/ Industry Description	Number of Establishments	Sale of Tangible Fixed Assets				
			Total	Land	Aquafarm	Buildings, Other Structures and Land Improvements	Cultivated Assets
			(1)	(2)	(3)	(4)	(5)
	V- Bicol Region	5	-	-	-	-	-
B06410	Fishpond operation (except fish breeding farms and nurseries)	5	-	-	-	-	-
	VI - Western Visayas	15	-	-	-	-	-
B06110	Ocean fishing, commercial (using vessels over 3 tons)	5	-	-	-	-	-
B06120	Coastal fishing, municipal (using vessels of less than 3 tons)	3	-	-	-	-	-
B06300	Prawn culture	5	-	-	-	-	-
B06410	Fishpond operation (except fish breeding farms and nurseries)	4	-	-	-	-	-
B06800	Service activities incidental to fishing	5	-	-	-	-	-
	VII - Central Visayas	13	-	-	-	-	-
B06110	Ocean fishing, commercial (using vessels over 3 tons)	10	-	-	-	-	-
B06120	Coastal fishing, municipal (using vessels of less than 3 tons)	5	-	-	-	-	-
B06300	Prawn culture	5	-	-	-	-	-
B06410	Fishpond operation (except fish breeding farms and nurseries)	5	-	-	-	-	-
	VIII - Eastern Visayas	6	-	-	-	-	-
B06110	Ocean fishing, commercial (using vessels over 3 tons)	6	-	-	-	-	-
	IX - Zamboanga Peninsula	3	-	-	-	-	-
B06110	Ocean fishing, commercial (using vessels over 3 tons)	5	-	-	-	-	-
B06410	Fishpond operation (except fish breeding farms and nurseries)	5	-	-	-	-	-
	XI - Davao Region	3	-	-	-	-	-
B06120	Coastal fishing, municipal (using vessels of less than 3 tons)	5	-	-	-	-	-
B06410	Fishpond operation (except fish breeding farms and nurseries)	5	-	-	-	-	-
	XII - SOCCSKSARGEN	4	-	-	-	-	-
B06110	Ocean fishing, commercial (using vessels over 3 tons)	5	-	-	-	-	-
B06300	Prawn culture	5	-	-	-	-	-

TABLE 7b.1 Number of Establishments and Sale of Tangible Fixed Assets by Type for Fishing Establishments with Total Employment of Less Than 20 by Region and Industry Sub-class: Philippines, 2009 (Continued)

(Value in thousand pesos. Details may not add-up to total due to rounding and/or statistical disclosure control)

1994 PSIC Code	Region/ Industry Description	Sale of Tangible Fixed Assets					
		Fishing boat/craft/ vessel	Transport Equipment	ICT Machinery and Equipment	Other Machinery and Equipment	Valuables	Other Tangible Fixed Assets
		(7)	(8)	(9)	(10)	(11)	(12)
	Philippines	-	-	-	-	-	-
B06110	Ocean fishing, commercial (using vessels over 3 tons)	-	-	-	-	-	-
B06120	Coastal fishing, municipal (using vessels of less than 3 tons)	-	-	-	-	-	-
B06300	Prawn culture	-	-	-	-	-	-
B06410	Fishpond operation (except fish breeding farms and nurseries)	-	-	-	-	-	-
B06420	Fishpen and fishcage operation	-	-	-	-	-	-
B06430	Operation of fish breeding farms and nurseries	-	-	-	-	-	-
B06700	Seaweeds farming	-	-	-	-	-	-
B06800	Service activities incidental to fishing	-	-	-	-	-	-
	NCR	-	-	-	-	-	-
B06420	Fishpen and fishcage operation	-	-	-	-	-	-
	I- Ilocos Region	-	-	-	-	-	-
B06410	Fishpond operation (except fish breeding farms and nurseries)	-	-	-	-	-	-
B06430	Operation of fish breeding farms and nurseries	-	-	-	-	-	-
	II- Cagayan Valley	-	-	-	-	-	-
B06110	Ocean fishing, commercial (using vessels over 3 tons)	-	-	-	-	-	-
	III - Central Luzon	-	-	-	-	-	-
B06110	Ocean fishing, commercial (using vessels over 3 tons)	-	-	-	-	-	-
B06410	Fishpond operation (except fish breeding farms and nurseries)	-	-	-	-	-	-
	IVA - CALABARZON	-	-	-	-	-	-
B06110	Ocean fishing, commercial (using vessels over 3 tons)	-	-	-	-	-	-
B06420	Fishpen and fishcage operation	-	-	-	-	-	-
	IVB - MIMAROPA	-	-	-	-	-	-
B06110	Ocean fishing, commercial (using vessels over 3 tons)	-	-	-	-	-	-
B06120	Coastal fishing, municipal (using vessels of less than 3 tons)	-	-	-	-	-	-
B06410	Fishpond operation (except fish breeding farms and nurseries)	-	-	-	-	-	-
B06700	Seaweeds farming	-	-	-	-	-	-

TABLE 7b.1 Number of Establishments and Sale of Tangible Fixed Assets by Type for Fishing Establishments with Total Employment of Less Than 20 by Region and Industry Sub-class: Philippines, 2009 (Concluded)

(Value in thousand pesos. Details may not add-up to total due to rounding and/or statistical disclosure control)

1994 PSIC Code	Region/ Industry Description	Sale of Tangible Fixed Assets					
		Fishing boat/craft/ vessel	Transport Equipment	ICT Machinery and Equipment	Other Machinery and Equipment	Valuables	Other Tangible Fixed Assets
		(7)	(8)	(9)	(10)	(11)	(12)
	V- Bicol Region	-	-	-	-	-	-
B06410	Fishpond operation (except fish breeding farms and nurseries)	-	-	-	-	-	-
	VI - Western Visayas	-	-	-	-	-	-
B06110	Ocean fishing, commercial (using vessels over 3 tons)	-	-	-	-	-	-
B06120	Coastal fishing, municipal (using vessels of less than 3 tons)	-	-	-	-	-	-
B06300	Prawn culture	-	-	-	-	-	-
B06410	Fishpond operation (except fish breeding farms and nurseries)	-	-	-	-	-	-
B06800	Service activities incidental to fishing	-	-	-	-	-	-
	VII - Central Visayas	-	-	-	-	-	-
B06110	Ocean fishing, commercial (using vessels over 3 tons)	-	-	-	-	-	-
B06120	Coastal fishing, municipal (using vessels of less than 3 tons)	-	-	-	-	-	-
B06300	Prawn culture	-	-	-	-	-	-
B06410	Fishpond operation (except fish breeding farms and nurseries)	-	-	-	-	-	-
	VIII - Eastern Visayas	-	-	-	-	-	-
B06110	Ocean fishing, commercial (using vessels over 3 tons)	-	-	-	-	-	-
	IX - Zamboanga Peninsula	-	-	-	-	-	-
B06110	Ocean fishing, commercial (using vessels over 3 tons)	-	-	-	-	-	-
B06410	Fishpond operation (except fish breeding farms and nurseries)	-	-	-	-	-	-
	XI - Davao Region	-	-	-	-	-	-
B06120	Coastal fishing, municipal (using vessels of less than 3 tons)	-	-	-	-	-	-
B06410	Fishpond operation (except fish breeding farms and nurseries)	-	-	-	-	-	-
	XII - SOCCSKSARGEN	-	-	-	-	-	-
B06110	Ocean fishing, commercial (using vessels over 3 tons)	-	-	-	-	-	-
B06300	Prawn culture	-	-	-	-	-	-

TABLE 7b.2 Number of Establishments and Losses and Damages to Tangible Fixed Assets by Type for Fishing Establishments with Total Employment of Less Than 20 by Region and Industry Sub-class: Philippines, 2009

(Value in thousand pesos. Details may not add-up to total due to rounding and/or statistical disclosure control)

1994 PSIC Code	Region/ Industry Description	Number of Establishments	Losses and Damages to Tangible Fixed Assets				
			Total	Land	Aquafarm	Buildings, Other Structures and Land Improvements	Cultivated Assets
			(1)	(2)	(3)	(4)	(5)
	Philippines	150	213	-	140	35	-
B06110	Ocean fishing, commercial (using vessels over 3 tons)	55	38	-	-	-	-
B06120	Coastal fishing, municipal (using vessels of less than 3 tons)	8	-	-	-	-	-
B06300	Prawn culture	7	-	-	-	-	-
B06410	Fishpond operation (except fish breeding farms and nurseries)	17	-	-	-	-	-
B06420	Fishpen and fishcage operation	56	175	-	140	35	-
B06430	Operation of fish breeding farms and nurseries	s	s	-	s	s	-
B06700	Seaweeds farming	5	-	-	-	-	-
B06800	Service activities incidental to fishing	s	s	-	s	s	-
	NCR	13	175	-	140	35	-
B06420	Fishpen and fishcage operation	13	175	-	140	35	-
	I- Ilocos Region	s	-	-	-	-	-
B06410	Fishpond operation (except fish breeding farms and nurseries)	s	-	-	-	-	-
B06430	Operation of fish breeding farms and nurseries	s	-	-	-	-	-
	II- Cagayan Valley	3	-	-	-	-	-
B06110	Ocean fishing, commercial (using vessels over 3 tons)	3	-	-	-	-	-
	III - Central Luzon	3	-	-	-	-	-
B06110	Ocean fishing, commercial (using vessels over 3 tons)	s	-	-	-	-	-
B06410	Fishpond operation (except fish breeding farms and nurseries)	s	-	-	-	-	-
	IVA - CALABARZON	44	-	-	-	-	-
B06110	Ocean fishing, commercial (using vessels over 3 tons)	s	-	-	-	-	-
B06420	Fishpen and fishcage operation	s	-	-	-	-	-
	IVB - MIMAROPA	40	-	-	-	-	-
B06110	Ocean fishing, commercial (using vessels over 3 tons)	27	-	-	-	-	-
B06120	Coastal fishing, municipal (using vessels of less than 3 tons)	3	-	-	-	-	-
B06410	Fishpond operation (except fish breeding farms and nurseries)	5	-	-	-	-	-
B06700	Seaweeds farming	5	-	-	-	-	-

TABLE 7b.2 Number of Establishments and Losses and Damages to Tangible Fixed Assets by Type for Fishing Establishments with Total Employment of Less Than 20 by Region and Industry Sub-class: Philippines, 2009 (Continued)

(Value in thousand pesos. Details may not add-up to total due to rounding and/or statistical disclosure control)

1994 PSIC Code	Region/ Industry Description	Number of Establishments	Losses and Damages to Tangible Fixed Assets				
			Total	Land	Aquafarm	Buildings, Other Structures and Land Improvements	Cultivated Assets
			(1)	(2)	(3)	(4)	(5)
	V- Bicol Region	5	-	-	-	-	-
B06410	Fishpond operation (except fish breeding farms and nurseries)	5	-	-	-	-	-
	VI - Western Visayas	15	-	-	-	-	-
B06110	Ocean fishing, commercial (using vessels over 3 tons)	5	-	-	-	-	-
B06120	Coastal fishing, municipal (using vessels of less than 3 tons)	3	-	-	-	-	-
B06300	Prawn culture	5	-	-	-	-	-
B06410	Fishpond operation (except fish breeding farms and nurseries)	4	-	-	-	-	-
B06800	Service activities incidental to fishing	5	-	-	-	-	-
	VII - Central Visayas	13	-	-	-	-	-
B06110	Ocean fishing, commercial (using vessels over 3 tons)	10	-	-	-	-	-
B06120	Coastal fishing, municipal (using vessels of less than 3 tons)	5	-	-	-	-	-
B06300	Prawn culture	5	-	-	-	-	-
B06410	Fishpond operation (except fish breeding farms and nurseries)	5	-	-	-	-	-
	VIII - Eastern Visayas	6	38	-	-	-	-
B06110	Ocean fishing, commercial (using vessels over 3 tons)	6	38	-	-	-	-
	IX - Zamboanga Peninsula	3	-	-	-	-	-
B06110	Ocean fishing, commercial (using vessels over 3 tons)	5	-	-	-	-	-
B06410	Fishpond operation (except fish breeding farms and nurseries)	5	-	-	-	-	-
	XI - Davao Region	3	-	-	-	-	-
B06120	Coastal fishing, municipal (using vessels of less than 3 tons)	5	-	-	-	-	-
B06410	Fishpond operation (except fish breeding farms and nurseries)	5	-	-	-	-	-
	XII - SOCCSKSARGEN	4	-	-	-	-	-
B06110	Ocean fishing, commercial (using vessels over 3 tons)	5	-	-	-	-	-
B06300	Prawn culture	5	-	-	-	-	-

TABLE 7b.2 Number of Establishments and Losses and Damages to Tangible Fixed Assets by Type for Fishing Establishments with Total Employment of Less Than 20 by Region and Industry Sub-class: Philippines, 2009 (Continued)

(Value in thousand pesos. Details may not add-up to total due to rounding and/or statistical disclosure control)

1994 PSIC Code	Region/ Industry Description	Losses and Damages to Tangible Fixed Assets					
		Fishing boat/craft/ vessel	Transport Equipment	ICT Machinery and Equipment	Other Machinery and Equipment	Valuables	Other Tangible Fixed Assets
		(7)	(8)	(9)	(10)	(11)	(12)
	Philippines	38	-	-	-	-	-
B06110	Ocean fishing, commercial (using vessels over 3 tons)	38	-	-	-	-	-
B06120	Coastal fishing, municipal (using vessels of less than 3 tons)	-	-	-	-	-	-
B06300	Prawn culture	-	-	-	-	-	-
B06410	Fishpond operation (except fish breeding farms and nurseries)	-	-	-	-	-	-
B06420	Fishpen and fishcage operation	-	-	-	-	-	-
B06430	Operation of fish breeding farms and nurseries	S	-	-	-	-	-
B06700	Seaweeds farming	-	-	-	-	-	-
B06800	Service activities incidental to fishing	S	-	-	-	-	-
	NCR	-	-	-	-	-	-
B06420	Fishpen and fishcage operation	-	-	-	-	-	-
	I- Ilocos Region	-	-	-	-	-	-
B06410	Fishpond operation (except fish breeding farms and nurseries)	-	-	-	-	-	-
B06430	Operation of fish breeding farms and nurseries	-	-	-	-	-	-
	II- Cagayan Valley	-	-	-	-	-	-
B06110	Ocean fishing, commercial (using vessels over 3 tons)	-	-	-	-	-	-
	III - Central Luzon	-	-	-	-	-	-
B06110	Ocean fishing, commercial (using vessels over 3 tons)	-	-	-	-	-	-
B06410	Fishpond operation (except fish breeding farms and nurseries)	-	-	-	-	-	-
	IVA - CALABARZON	-	-	-	-	-	-
B06110	Ocean fishing, commercial (using vessels over 3 tons)	-	-	-	-	-	-
B06420	Fishpen and fishcage operation	-	-	-	-	-	-
	IVB - MIMAROPA	-	-	-	-	-	-
B06110	Ocean fishing, commercial (using vessels over 3 tons)	-	-	-	-	-	-
B06120	Coastal fishing, municipal (using vessels of less than 3 tons)	-	-	-	-	-	-
B06410	Fishpond operation (except fish breeding farms and nurseries)	-	-	-	-	-	-
B06700	Seaweeds farming	-	-	-	-	-	-

TABLE 7b.2 Number of Establishments and Losses and Damages to Tangible Fixed Assets by Type for Fishing Establishments with Total Employment of Less Than 20 by Region and Industry Sub-class: Philippines, 2009 (Concluded)

(Value in thousand pesos. Details may not add-up to total due to rounding and/or statistical disclosure control)

1994 PSIC Code	Region/ Industry Description	Losses and Damages to Tangible Fixed Assets					
		Fishing boat/craft/ vessel	Transport Equipment	ICT Machinery and Equipment	Other Machinery and Equipment	Valuables	Other Tangible Fixed Assets
		(7)	(8)	(9)	(10)	(11)	(12)
	V- Bicol Region	-	-	-	-	-	-
B06410	Fishpond operation (except fish breeding farms and nurseries)	-	-	-	-	-	-
	VI - Western Visayas	-	-	-	-	-	-
B06110	Ocean fishing, commercial (using vessels over 3 tons)	-	-	-	-	-	-
B06120	Coastal fishing, municipal (using vessels of less than 3 tons)	-	-	-	-	-	-
B06300	Prawn culture	-	-	-	-	-	-
B06410	Fishpond operation (except fish breeding farms and nurseries)	-	-	-	-	-	-
B06800	Service activities incidental to fishing	-	-	-	-	-	-
	VII - Central Visayas	-	-	-	-	-	-
B06110	Ocean fishing, commercial (using vessels over 3 tons)	-	-	-	-	-	-
B06120	Coastal fishing, municipal (using vessels of less than 3 tons)	-	-	-	-	-	-
B06300	Prawn culture	-	-	-	-	-	-
B06410	Fishpond operation (except fish breeding farms and nurseries)	-	-	-	-	-	-
	VIII - Eastern Visayas	38	-	-	-	-	-
B06110	Ocean fishing, commercial (using vessels over 3 tons)	38	-	-	-	-	-
	IX - Zamboanga Peninsula	-	-	-	-	-	-
B06110	Ocean fishing, commercial (using vessels over 3 tons)	-	-	-	-	-	-
B06410	Fishpond operation (except fish breeding farms and nurseries)	-	-	-	-	-	-
	XI - Davao Region	-	-	-	-	-	-
B06120	Coastal fishing, municipal (using vessels of less than 3 tons)	-	-	-	-	-	-
B06410	Fishpond operation (except fish breeding farms and nurseries)	-	-	-	-	-	-
	XII - SOCCSKSARGEN	-	-	-	-	-	-
B06110	Ocean fishing, commercial (using vessels over 3 tons)	-	-	-	-	-	-
B06300	Prawn culture	-	-	-	-	-	-

TABLE 8b Number of Establishments and Book Value of Tangible Fixed Assets by Type for Fishing Establishments with Total Employment of Less Than 20 by Region and Industry Sub-class: Philippines, 2009

(Value in thousand pesos. Details may not add-up to total due to rounding and/or statistical disclosure control)

1994 PSIC Code	Region/ Industry Description	Number of Establishments	Book Value of Tangible Fixed Assets as of December 31				
			Total	Land	Aquafarm	Buildings, Other Structures and Land Improvement	Cultivated Assets
			(1)	(2)	(3)	(4)	(5)
	Philippines	150	244,040	37,846	80,072	25,784	5,465
B06110	Ocean fishing, commercial (using vessels over 3 tons)	55	62,203	8,129	35	3,065	-
B06120	Coastal fishing, municipal (using vessels of less than 3 tons)	8	6,020	-	-	-	-
B06300	Prawn culture	7	44,021	4,617	8,086	20,168	30
B06410	Fishpond operation (except fish breeding farms and nurseries)	17	76,422	25,100	46,286	1,619	541
B06420	Fishpen and fishcage operation	56	54,985	-	25,665	931	4,894
B06430	Operation of fish breeding farms and nurseries	s	s	s	s	s	s
B06700	Seaweeds farming	5	238	-	-	-	-
B06800	Service activities incidental to fishing	s	s	s	s	s	s
	NCR	13	26,088	-	10,377	430	4,554
B06420	Fishpen and fishcage operation	13	26,088	-	10,377	430	4,554
	I- Ilocos Region	s	s	s	s	s	s
B06410	Fishpond operation (except fish breeding farms and nurseries)	s	s	s	s	s	s
B06430	Operation of fish breeding farms and nurseries	s	s	s	s	s	s
	II- Cagayan Valley	3	2,585	-	-	-	-
B06110	Ocean fishing, commercial (using vessels over 3 tons)	3	2,585	-	-	-	-
	III - Central Luzon	3	10,188	3,183	918	1,120	-
B06110	Ocean fishing, commercial (using vessels over 3 tons)	s	s	s	s	s	-
B06410	Fishpond operation (except fish breeding farms and nurseries)	s	s	s	s	s	-
	IVA - CALABARZON	44	31,196	-	15,288	501	340
B06110	Ocean fishing, commercial (using vessels over 3 tons)	s	s	-	s	s	s
B06420	Fishpen and fishcage operation	s	s	-	s	s	s
	IVB - MIMAROPA	40	50,505	2,047	25,835	1,255	282
B06110	Ocean fishing, commercial (using vessels over 3 tons)	27	21,055	1,045	35	645	-
B06120	Coastal fishing, municipal (using vessels of less than 3 tons)	3	251	-	-	-	-
B06410	Fishpond operation (except fish breeding farms and nurseries)	5	28,961	1,002	25,800	610	282
B06700	Seaweeds farming	5	238	-	-	-	-

TABLE 8b Number of Establishments and Book Value of Tangible Fixed Assets by Type for Fishing Establishments with Total Employment of Less Than 20 by Region and Industry Sub-class: Philippines, 2009 (Continued)

(Value in thousand pesos. Details may not add-up to total due to rounding and/or statistical disclosure control)

1994 PSIC Code	Region/ Industry Description	Number of Establishments	Book Value of Tangible Fixed Assets as of December 31					
			Total	Land	Aquafarm	Buildings, Other Structures and Land Improvement	Cultivated Assets	
			(1)	(2)	(3)	(4)	(5)	(6)
	V- Bicol Region		S	S	S	S	S	S
B06410	Fishpond operation (except fish breeding farms and nurseries)		S	S	S	S	S	S
	VI - Western Visayas	15	42,422	5,808	7,657	14,846	75	
B06110	Ocean fishing, commercial (using vessels over 3 tons)		S	S	S	S	S	S
B06120	Coastal fishing, municipal (using vessels of less than 3 tons)	3	3,730	-	-	-	-	-
B06300	Prawn culture	5	32,490	4,543	4,586	14,826	-	
B06410	Fishpond operation (except fish breeding farms and nurseries)	4	5,071	1,265	3,071	20	75	
B06800	Service activities incidental to fishing		S	S	S	S	S	S
	VII - Central Visayas	13	30,173	15,254	3,500	922	30	
B06110	Ocean fishing, commercial (using vessels over 3 tons)	10	8,455	80	-	550	-	
B06120	Coastal fishing, municipal (using vessels of less than 3 tons)		S	S	S	S	S	S
B06300	Prawn culture		S	S	S	S	S	S
B06410	Fishpond operation (except fish breeding farms and nurseries)		S	S	S	S	S	S
	VIII - Eastern Visayas	6	2,053	222	-	440	-	
B06110	Ocean fishing, commercial (using vessels over 3 tons)	6	2,053	222	-	440	-	
	IX - Zamboanga Peninsula	3	5,925	81	-	300	-	
B06110	Ocean fishing, commercial (using vessels over 3 tons)		S	S	S	-	S	-
B06410	Fishpond operation (except fish breeding farms and nurseries)		S	S	S	-	S	-
	XI - Davao Region	3	18,741	3,750	12,950	36	150	
B06120	Coastal fishing, municipal (using vessels of less than 3 tons)		S	S	S	S	S	S
B06410	Fishpond operation (except fish breeding farms and nurseries)		S	S	S	S	S	S
	XII - SOCCSKSARGEN	4	18,358	6,700	-	5,180	-	
B06110	Ocean fishing, commercial (using vessels over 3 tons)		S	S	S	-	S	-
B06300	Prawn culture		S	S	S	-	S	-

TABLE 8b Number of Establishments and Book Value of Tangible Fixed Assets by Type for Fishing Establishments with Total Employment of Less Than 20 by Region and Industry Sub-class: Philippines, 2009 (Continued)

(Value in thousand pesos. Details may not add-up to total due to rounding and/or statistical disclosure control)

1994 PSIC Code	Region/ Industry Description	Book Value of Tangible Fixed Assets as of December 31					
		Fishing boat/craft/ vessel	Transport Equipment	ICT Machinery and Equipment	Other Machinery and Equipment	Valuables	Other Tangible Fixed Assets
		(7)	(8)	(9)	(10)	(11)	(12)
	Philippines	49,479	9,852	937	34,428	-	177
B06110	Ocean fishing, commercial (using vessels over 3 tons)	40,383	6,761	322	3,408	-	100
B06120	Coastal fishing, municipal (using vessels of less than 3 tons)	5,531	198	16	260	-	15
B06300	Prawn culture	-	470	30	10,619	-	-
B06410	Fishpond operation (except fish breeding farms and nurseries)	62	1,962	86	733	-	33
B06420	Fishpen and fishcage operation	3,356	461	481	19,197	-	-
B06430	Operation of fish breeding farms and nurseries	s	s	s	s	-	s
B06700	Seaweeds farming	148	-	2	59	-	29
B06800	Service activities incidental to fishing	s	s	s	s	-	s
	NCR	1,565	101	-	9,061	-	-
B06420	Fishpen and fishcage operation	1,565	101	-	9,061	-	-
	I- Ilocos Region	-	-	-	s	-	-
B06410	Fishpond operation (except fish breeding farms and nurseries)	-	-	-	s	-	-
B06430	Operation of fish breeding farms and nurseries	-	-	-	s	-	-
	II- Cagayan Valley	2,090	486	-	9	-	-
B06110	Ocean fishing, commercial (using vessels over 3 tons)	2,090	486	-	9	-	-
	III - Central Luzon	3,000	1,405	50	512	-	-
B06110	Ocean fishing, commercial (using vessels over 3 tons)	s	s	s	s	-	-
B06410	Fishpond operation (except fish breeding farms and nurseries)	s	s	s	s	-	-
	IVA - CALABARZON	3,291	1,110	481	10,186	-	-
B06110	Ocean fishing, commercial (using vessels over 3 tons)	s	s	s	s	-	-
B06420	Fishpen and fishcage operation	s	s	s	s	-	-
	IVB - MIMAROPA	16,228	3,545	128	1,072	-	112
B06110	Ocean fishing, commercial (using vessels over 3 tons)	15,915	2,570	100	710	-	36
B06120	Coastal fishing, municipal (using vessels of less than 3 tons)	165	20	6	45	-	15
B06410	Fishpond operation (except fish breeding farms and nurseries)	-	955	21	258	-	33
B06700	Seaweeds farming	148	-	2	59	-	29

TABLE 8b Number of Establishments and Book Value of Tangible Fixed Assets by Type for Fishing Establishments with Total Employment of Less Than 20 by Region and Industry Sub-class: Philippines, 2009 (Concluded)

(Value in thousand pesos. Details may not add-up to total due to rounding and/or statistical disclosure control)

1994 PSIC Code	Region/ Industry Description	Book Value of Tangible Fixed Assets as of December 31					
		Fishing boat/craft/ vessel	Transport Equipment	ICT Machinery and Equipment	Other Machinery and Equipment	Valuables	Other Tangible Fixed Assets
		(7)	(8)	(9)	(10)	(11)	(12)
	V- Bicol Region	-	S	-	S	-	-
B06410	Fishpond operation (except fish breeding farms and nurseries)	-	S	-	S	-	-
	VI - Western Visayas	4,366	681	36	8,953	-	-
B06110	Ocean fishing, commercial (using vessels over 3 tons)	S	S	S	S	-	-
B06120	Coastal fishing, municipal (using vessels of less than 3 tons)	3,630	-	10	90	-	-
B06300	Prawn culture	-	50	-	8,485	-	-
B06410	Fishpond operation (except fish breeding farms and nurseries)	60	204	15	361	-	-
B06800	Service activities incidental to fishing	S	S	S	S	-	-
	VII - Central Visayas	6,332	280	30	3,765	-	60
B06110	Ocean fishing, commercial (using vessels over 3 tons)	6,130	80	-	1,555	-	60
B06120	Coastal fishing, municipal (using vessels of less than 3 tons)	S	S	S	S	-	-
B06300	Prawn culture	S	S	S	S	-	-
B06410	Fishpond operation (except fish breeding farms and nurseries)	S	S	S	S	-	-
	VIII - Eastern Visayas	847	85	10	444	-	4
B06110	Ocean fishing, commercial (using vessels over 3 tons)	847	85	10	444	-	4
	IX - Zamboanga Peninsula	5,245	-	167	132	-	-
B06110	Ocean fishing, commercial (using vessels over 3 tons)	S	-	S	S	-	-
B06410	Fishpond operation (except fish breeding farms and nurseries)	S	-	S	S	-	-
	XI - Davao Region	1,536	314	-	5	-	-
B06120	Coastal fishing, municipal (using vessels of less than 3 tons)	S	S	-	S	-	-
B06410	Fishpond operation (except fish breeding farms and nurseries)	S	S	-	S	-	-
	XII - SOCCSKSARGEN	4,980	1,333	35	130	-	-
B06110	Ocean fishing, commercial (using vessels over 3 tons)	S	S	S	S	-	-
B06300	Prawn culture	S	S	S	S	-	-

TABLE 8b.1 Number of Establishments and Book Value of Intangible Assets for Fishing Establishments with Total Employment of Less Than 20 by Region and Industry Sub-class: Philippines, 2009

(Value in thousand pesos. Details may not add-up to total due to rounding and/or statistical disclosure control)

1994 PSIC Code	Region/ Industry Description	Number of Establishments	Book Value of Intangible Assets				
			Total	Intangible Non-produced Assets	Computer Software and Databases	Entertainment, literary and artistic originals	Other Intangible Assets
		(1)	(2)	(3)	(4)	(5)	(6)
	Philippines	150	30	-	30	-	-
B06110	Ocean fishing, commercial (using vessels over 3 tons)	55	-	-	-	-	-
B06120	Coastal fishing, municipal (using vessels of less than 3 tons)	8	-	-	-	-	-
B06300	Prawn culture	7	-	-	-	-	-
B06410	Fishpond operation (except fish breeding farms and nurseries)	17	30	-	30	-	-
B06420	Fishpen and fishcage operation	56	s	-	s	-	-
B06430	Operation of fish breeding farms and nurseries	s	s	-	s	-	-
B06700	Seaweeds farming	5	-	-	-	-	-
B06800	Service activities incidental to fishing	s	s	-	s	-	-
	NCR	13	-	-	-	-	-
B06420	Fishpen and fishcage operation	13	-	-	-	-	-
	I- Ilocos Region	s	-	-	-	-	-
B06410	Fishpond operation (except fish breeding farms and nurseries)	s	-	-	-	-	-
B06430	Operation of fish breeding farms and nurseries	s	-	-	-	-	-
	II- Cagayan Valley	3	-	-	-	-	-
B06110	Ocean fishing, commercial (using vessels over 3 tons)	3	-	-	-	-	-
	III - Central Luzon	3	-	-	-	-	-
B06110	Ocean fishing, commercial (using vessels over 3 tons)	s	-	-	-	-	-
B06410	Fishpond operation (except fish breeding farms and nurseries)	s	-	-	-	-	-
	IVA - CALABARZON	44	-	-	-	-	-
B06110	Ocean fishing, commercial (using vessels over 3 tons)	s	-	-	-	-	-
B06420	Fishpen and fishcage operation	s	-	-	-	-	-
	IVB - MIMAROPA	40	-	-	-	-	-
B06110	Ocean fishing, commercial (using vessels over 3 tons)	27	-	-	-	-	-
B06120	Coastal fishing, municipal (using vessels of less than 3 tons)	3	-	-	-	-	-
B06410	Fishpond operation (except fish breeding farms and nurseries)	5	-	-	-	-	-
B06700	Seaweeds farming	5	-	-	-	-	-

TABLE 8b.1 Number of Establishments and Book Value of Intangible Assets for Fishing Establishments with Total Employment of Less Than 20
by Region and Industry Sub-class: Philippines, 2009 (Concluded)

(Value in thousand pesos. Details may not add-up to total due to rounding and/or statistical disclosure control)

1994 PSIC Code	Region/ Industry Description	Number of Establishments	Book Value of Intangible Assets				
			Total	Intangible Non-produced Assets	Computer Software and Databases	Entertainment, literary and artistic originals	Other Intangible Assets
			(1)	(2)	(3)	(4)	(5)
	V- Bicol Region	S	-	-	-	-	-
B06410	Fishpond operation (except fish breeding farms and nurseries)	S	-	-	-	-	-
	VI - Western Visayas	15	30	-	30	-	-
B06110	Ocean fishing, commercial (using vessels over 3 tons)	S	S	-	S	-	-
B06120	Coastal fishing, municipal (using vessels of less than 3 tons)	3	-	-	-	-	-
B06300	Prawn culture	5	-	-	-	-	-
B06410	Fishpond operation (except fish breeding farms and nurseries)	4	30	-	30	-	-
B06800	Service activities incidental to fishing	S	S	-	S	-	-
	VII - Central Visayas	13	-	-	-	-	-
B06110	Ocean fishing, commercial (using vessels over 3 tons)	10	-	-	-	-	-
B06120	Coastal fishing, municipal (using vessels of less than 3 tons)	S	-	-	-	-	-
B06300	Prawn culture	S	-	-	-	-	-
B06410	Fishpond operation (except fish breeding farms and nurseries)	S	-	-	-	-	-
	VIII - Eastern Visayas	6	-	-	-	-	-
B06110	Ocean fishing, commercial (using vessels over 3 tons)	6	-	-	-	-	-
	IX - Zamboanga Peninsula	3	-	-	-	-	-
B06110	Ocean fishing, commercial (using vessels over 3 tons)	S	-	-	-	-	-
B06410	Fishpond operation (except fish breeding farms and nurseries)	S	-	-	-	-	-
	XI - Davao Region	3	-	-	-	-	-
B06120	Coastal fishing, municipal (using vessels of less than 3 tons)	S	-	-	-	-	-
B06410	Fishpond operation (except fish breeding farms and nurseries)	S	-	-	-	-	-
	XII - SOCCSKSARGEN	4	-	-	-	-	-
B06110	Ocean fishing, commercial (using vessels over 3 tons)	S	-	-	-	-	-
B06300	Prawn culture	S	-	-	-	-	-

TABLE 9b Number of Establishments and Value of Inventories by Type for Fishing Establishments with Total Employment of Less Than 20 by Region and Industry Sub-class: Philippines, 2009

(Value in thousand pesos. Details may not add-up to total due to rounding and/or statistical disclosure control)

1994 PSIC Code	Region/ Industry Description	Number of Establishments	Inventories as of January 1		
			Total	Finished Products	Work-in- Progress
		(1)	(2)	(3)	(4)
	Philippines	150	26,759	178	9,641
B06110	Ocean fishing, commercial (using vessels over 3 tons)	55	15,225	36	11
B06120	Coastal fishing, municipal (using vessels of less than 3 tons)	8	18	-	-
B06300	Prawn culture	7	8,640	-	8,625
B06410	Fishpond operation (except fish breeding farms and nurseries)	17	1,579	89	957
B06420	Fishpen and fishcage operation	56	1,172	-	48
B06430	Operation of fish breeding farms and nurseries	s	s	s	s
B06700	Seaweeds farming	5	2	-	-
B06800	Service activities incidental to fishing	s	s	s	s
	NCR	13	-	-	-
B06420	Fishpen and fishcage operation	13	-	-	-
	I- Ilocos Region	s	s	s	s
B06410	Fishpond operation (except fish breeding farms and nurseries)	s	s	s	s
B06430	Operation of fish breeding farms and nurseries	s	s	s	s
	II- Cagayan Valley	3	14,631	-	-
B06110	Ocean fishing, commercial (using vessels over 3 tons)	3	14,631	-	-
	III - Central Luzon	3	417	-	267
B06110	Ocean fishing, commercial (using vessels over 3 tons)	s	s	-	s
B06410	Fishpond operation (except fish breeding farms and nurseries)	s	s	-	s
	IVA - CALABARZON	44	1,216	-	48
B06110	Ocean fishing, commercial (using vessels over 3 tons)	s	s	-	s
B06420	Fishpen and fishcage operation	s	s	-	s
	IVB - MIMAROPA	40	775	119	122
B06110	Ocean fishing, commercial (using vessels over 3 tons)	27	453	30	10
B06120	Coastal fishing, municipal (using vessels of less than 3 tons)	3	6	-	-
B06410	Fishpond operation (except fish breeding farms and nurseries)	5	314	89	112
B06700	Seaweeds farming	5	2	-	-

TABLE 9b Number of Establishments and Value of Inventories by Type for Fishing Establishments with Total Employment of Less Than 20 by Region and Industry Sub-class: Philippines, 2009 *(Continued)*

(Value in thousand pesos. Details may not add-up to total due to rounding and/or statistical disclosure control)

1994 PSIC Code	Region/ Industry Description	Number of Establishments	Inventories as of January 1		
			Total	Finished Products	Work-in- Progress
		(1)	(2)	(3)	(4)
	V- Bicol Region	s	s	s	s
B06410	Fishpond operation (except fish breeding farms and nurseries)	s	s	s	s
	VI - Western Visayas	15	8,789	-	8,605
B06110	Ocean fishing, commercial (using vessels over 3 tons)	s	s	-	s
B06120	Coastal fishing, municipal (using vessels of less than 3 tons)	3	10	-	-
B06300	Prawn culture	5	8,605	-	8,605
B06410	Fishpond operation (except fish breeding farms and nurseries)	4	80	-	-
B06800	Service activities incidental to fishing	s	s	-	s
	VII - Central Visayas	13	194	-	20
B06110	Ocean fishing, commercial (using vessels over 3 tons)	10	32	-	-
B06120	Coastal fishing, municipal (using vessels of less than 3 tons)	s	s	-	s
B06300	Prawn culture	s	s	-	s
B06410	Fishpond operation (except fish breeding farms and nurseries)	s	s	-	s
	VIII - Eastern Visayas	6	16	6	1
B06110	Ocean fishing, commercial (using vessels over 3 tons)	6	16	6	1
	IX - Zamboanga Peninsula	3	2	-	-
B06110	Ocean fishing, commercial (using vessels over 3 tons)	s	s	-	-
B06410	Fishpond operation (except fish breeding farms and nurseries)	s	s	-	-
	XI - Davao Region	3	4	-	-
B06120	Coastal fishing, municipal (using vessels of less than 3 tons)	s	s	-	-
B06410	Fishpond operation (except fish breeding farms and nurseries)	s	s	-	-
	XII - SOCCSKSARGEN	4	21	-	-
B06110	Ocean fishing, commercial (using vessels over 3 tons)	s	s	-	-
B06300	Prawn culture	s	s	-	-

TABLE 9b Number of Establishments and Value of Inventories by Type for Fishing Establishments with Total Employment of Less Than 20 by Region and Industry Sub-class: Philippines, 2009 *(Continued)*

(Value in thousand pesos. Details may not add-up to total due to rounding and/or statistical disclosure control)

1994 PSIC Code	Region/ Industry Description	Inventories as of January 1			
		Goods for Resale	Materials, Supplies and Fuels	Fuels, Lubricants, Oils and Greases	Other Inventories
		(5)	(6)	(7)	(8)
	Philippines	1,039	7,551	8,350	-
B06110	Ocean fishing, commercial (using vessels over 3 tons)	-	6,983	8,195	-
B06120	Coastal fishing, municipal (using vessels of less than 3 tons)	-	12	6	-
B06300	Prawn culture	-	15	-	-
B06410	Fishpond operation (except fish breeding farms and nurseries)	-	462	71	-
B06420	Fishpen and fishcage operation	1,039	10	74	-
B06430	Operation of fish breeding farms and nurseries	s	s	s	-
B06700	Seaweeds farming	-	2	1	-
B06800	Service activities incidental to fishing	s	s	s	-
	NCR	-	-	-	-
B06420	Fishpen and fishcage operation	-	-	-	-
	I- Ilocos Region	-	s	s	-
B06410	Fishpond operation (except fish breeding farms and nurseries)	-	s	s	-
B06430	Operation of fish breeding farms and nurseries	-	s	s	-
	II- Cagayan Valley	-	6,692	7,939	-
B06110	Ocean fishing, commercial (using vessels over 3 tons)	-	6,692	7,939	-
	III - Central Luzon	-	150	-	-
B06110	Ocean fishing, commercial (using vessels over 3 tons)	-	s	-	-
B06410	Fishpond operation (except fish breeding farms and nurseries)	-	s	-	-
	IVA - CALABARZON	1,039	10	118	-
B06110	Ocean fishing, commercial (using vessels over 3 tons)	s	s	s	-
B06420	Fishpen and fishcage operation	s	s	s	-
	IVB - MIMAROPA	-	322	212	-
B06110	Ocean fishing, commercial (using vessels over 3 tons)	-	261	152	-
B06120	Coastal fishing, municipal (using vessels of less than 3 tons)	-	3	3	-
B06410	Fishpond operation (except fish breeding farms and nurseries)	-	57	56	-
B06700	Seaweeds farming	-	2	1	-

TABLE 9b Number of Establishments and Value of Inventories by Type for Fishing Establishments with Total Employment of Less Than 20 by Region and Industry Sub-class: Philippines, 2009 *(Continued)*

(Value in thousand pesos. Details may not add-up to total due to rounding and/or statistical disclosure control)

1994 PSIC Code	Region/ Industry Description	Inventories as of January 1			
		Goods for Resale	Materials, Supplies and Fuels	Fuels, Lubricants, Oils and Greases	Other Inventories
		(5)	(6)	(7)	(8)
	V- Bicol Region	-	s	s	-
B06410	Fishpond operation (except fish breeding farms and nurseries)	-	s	s	-
	VI - Western Visayas	-	152	33	-
B06110	Ocean fishing, commercial (using vessels over 3 tons)	-	s	s	-
B06120	Coastal fishing, municipal (using vessels of less than 3 tons)	-	7	3	-
B06300	Prawn culture	-	-	-	-
B06410	Fishpond operation (except fish breeding farms and nurseries)	-	65	15	-
B06800	Service activities incidental to fishing	-	s	s	-
	VII - Central Visayas	-	153	21	-
B06110	Ocean fishing, commercial (using vessels over 3 tons)	-	11	21	-
B06120	Coastal fishing, municipal (using vessels of less than 3 tons)	-	s	s	-
B06300	Prawn culture	-	s	s	-
B06410	Fishpond operation (except fish breeding farms and nurseries)	-	s	s	-
	VIII - Eastern Visayas	-	2	6	-
B06110	Ocean fishing, commercial (using vessels over 3 tons)	-	2	6	-
	IX - Zamboanga Peninsula	-	1	1	-
B06110	Ocean fishing, commercial (using vessels over 3 tons)	-	s	s	-
B06410	Fishpond operation (except fish breeding farms and nurseries)	-	s	s	-
	XI - Davao Region	-	4	-	-
B06120	Coastal fishing, municipal (using vessels of less than 3 tons)	-	s	-	-
B06410	Fishpond operation (except fish breeding farms and nurseries)	-	s	-	-
	XII - SOCCSKSARGEN	-	4	17	-
B06110	Ocean fishing, commercial (using vessels over 3 tons)	-	s	s	-
B06300	Prawn culture	-	s	s	-

TABLE 9b Number of Establishments and Value of Inventories by Type for Fishing Establishments with Total Employment of Less Than 20 by Region and Industry Sub-class: Philippines, 2009 *(Continued)*

(Value in thousand pesos. Details may not add-up to total due to rounding and/or statistical disclosure control)

1994 PSIC Code	Region/ Industry Description	Inventories as of December 31						
		Total	Finished Products	Work-in- Progress	Goods for Resale	Materials, Supplies and Fuels	Fuels, Lubricants, Oils and Greases	Other Inventories
		(9)	(10)	(11)	(12)	(13)	(14)	(15)
	Philippines	35,144	2,260	22,728	-	3,242	6,915	-
B06110	Ocean fishing, commercial (using vessels over 3 tons)	8,080	8	2	-	1,538	6,532	-
B06120	Coastal fishing, municipal (using vessels of less than 3 tons)	12	-	-	-	8	4	-
B06300	Prawn culture	19,631	-	19,566	-	65	-	-
B06410	Fishpond operation (except fish breeding farms and nurseries)	1,321	17	783	-	485	36	-
B06420	Fishpen and fishcage operation	6,013	2,190	2,378	-	1,105	340	-
B06430	Operation of fish breeding farms and nurseries	s	s	s	-	s	s	-
B06700	Seaweeds farming	-	-	-	-	-	-	-
B06800	Service activities incidental to fishing	s	s	s	-	s	s	-
	NCR	5,201	2,190	1,566	-	1,105	340	-
B06420	Fishpen and fishcage operation	5,201	2,190	1,566	-	1,105	340	-
	I- Ilocos Region	s	s	s	-	s	s	-
B06410	Fishpond operation (except fish breeding farms and nurseries)	s	s	s	-	s	s	-
B06430	Operation of fish breeding farms and nurseries	s	s	s	-	s	s	-
	II- Cagayan Valley	7,608	-	-	-	1,260	6,348	-
B06110	Ocean fishing, commercial (using vessels over 3 tons)	7,608	-	-	-	1,260	6,348	-
	III - Central Luzon	362	-	256	-	105	-	-
B06110	Ocean fishing, commercial (using vessels over 3 tons)	s	-	s	-	s	-	-
B06410	Fishpond operation (except fish breeding farms and nurseries)	s	-	s	-	s	-	-
	IVA - CALABARZON	842	-	812	-	-	30	-
B06110	Ocean fishing, commercial (using vessels over 3 tons)	s	-	s	-	-	s	-
B06420	Fishpen and fishcage operation	s	-	s	-	-	s	-
	IVB - MIMAROPA	544	17	41	-	357	129	-
B06110	Ocean fishing, commercial (using vessels over 3 tons)	336	-	-	-	243	93	-
B06120	Coastal fishing, municipal (using vessels of less than 3 tons)	-	-	-	-	-	-	-
B06410	Fishpond operation (except fish breeding farms and nurseries)	208	17	41	-	114	36	-
B06700	Seaweeds farming	-	-	-	-	-	-	-

TABLE 9b Number of Establishments and Value of Inventories by Type for Fishing Establishments with Total Employment of Less Than 20
by Region and Industry Sub-class: Philippines, 2009 (Concluded)

(Value in thousand pesos. Details may not add-up to total due to rounding and/or statistical disclosure control)

1994 PSIC Code	Region/ Industry Description	Inventories as of December 31						
		Total	Finished Products	Work-in- Progress	Goods for Resale	Materials, Supplies and Fuels	Fuels, Lubricants, Oils and Greases	Other Inventories
		(9)	(10)	(11)	(12)	(13)	(14)	(15)
	V- Bicol Region	s	s	s	-	s	s	-
B06410	Fishpond operation (except fish breeding farms and nurseries)	s	s	s	-	s	s	-
	VI - Western Visayas	19,637	-	19,501	-	116	20	-
B06110	Ocean fishing, commercial (using vessels over 3 tons)	s	-	s	-	s	s	-
B06120	Coastal fishing, municipal (using vessels of less than 3 tons)	10	-	-	-	6	4	-
B06300	Prawn culture	19,501	-	19,501	-	-	-	-
B06410	Fishpond operation (except fish breeding farms and nurseries)	52	-	-	-	52	-	-
B06800	Service activities incidental to fishing	s	-	s	-	s	s	-
	VII - Central Visayas	312	-	65	-	226	20	-
B06110	Ocean fishing, commercial (using vessels over 3 tons)	30	-	-	-	9	20	-
B06120	Coastal fishing, municipal (using vessels of less than 3 tons)	s	-	s	-	s	-	-
B06300	Prawn culture	s	-	s	-	s	-	-
B06410	Fishpond operation (except fish breeding farms and nurseries)	s	-	s	-	s	-	-
	VIII - Eastern Visayas	25	8	2	-	4	10	-
B06110	Ocean fishing, commercial (using vessels over 3 tons)	25	8	2	-	4	10	-
	IX - Zamboanga Peninsula	2	-	-	-	-	1	-
B06110	Ocean fishing, commercial (using vessels over 3 tons)	s	-	-	-	-	s	-
B06410	Fishpond operation (except fish breeding farms and nurseries)	s	-	-	-	-	s	-
	XI - Davao Region	15	-	-	-	15	-	-
B06120	Coastal fishing, municipal (using vessels of less than 3 tons)	s	-	-	-	s	-	-
B06410	Fishpond operation (except fish breeding farms and nurseries)	s	-	-	-	15	-	-
	XII - SOCCSKSARGEN	16	-	-	-	3	12	-
B06110	Ocean fishing, commercial (using vessels over 3 tons)	s	-	-	-	s	s	-
B06300	Prawn culture	s	-	-	-	s	s	-

TABLE 10b Number of Reporting Establishments and Highest Capital Participation Rate of Stockholder by Nationality for Fishing Establishments with Total Employment of Less Than 20 by Region and Industry Sub-class: Philippines, 2009

(An establishment with equal capital participation rates may be reported several times)

1994 PSIC Code	Region/ Industry Description	Number of Reporting Establishments	Highest Capital Participation Rate of Stockholder as of December 31 by Nationality				
			Filipino	American	British	Chinese	German
			(1)	(2)	(3)	(4)	(5)
	Philippines	150	150	-	-	-	-
B06110	Ocean fishing, commercial (using vessels over 3 tons)	55	55	-	-	-	-
B06120	Coastal fishing, municipal (using vessels of less than 3 tons)	8	8	-	-	-	-
B06300	Prawn culture	7	7	-	-	-	-
B06410	Fishpond operation (except fish breeding farms and nurseries)	17	17	-	-	-	-
B06420	Fishpen and fishcage operation	56	56	-	-	-	-
B06430	Operation of fish breeding farms and nurseries	s	s	-	-	-	-
B06700	Seaweeds farming	5	5	-	-	-	-
B06800	Service activities incidental to fishing	s	s	-	-	-	-
	NCR	13	13	-	-	-	-
B06420	Fishpen and fishcage operation	13	13	-	-	-	-
	I- Ilocos Region	s	s	-	-	-	-
B06410	Fishpond operation (except fish breeding farms and nurseries)	s	s	-	-	-	-
B06430	Operation of fish breeding farms and nurseries	s	s	-	-	-	-
	II- Cagayan Valley	3	3	-	-	-	-
B06110	Ocean fishing, commercial (using vessels over 3 tons)	3	3	-	-	-	-
	III - Central Luzon	3	3	-	-	-	-
B06110	Ocean fishing, commercial (using vessels over 3 tons)	s	s	-	-	-	-
B06410	Fishpond operation (except fish breeding farms and nurseries)	s	s	-	-	-	-
	IVA - CALABARZON	44	44	-	-	-	-
B06110	Ocean fishing, commercial (using vessels over 3 tons)	s	s	-	-	-	-
B06420	Fishpen and fishcage operation	s	s	-	-	-	-
	IVB - MIMAROPA	40	37	-	-	-	-
B06110	Ocean fishing, commercial (using vessels over 3 tons)	27	27	-	-	-	-
B06120	Coastal fishing, municipal (using vessels of less than 3 tons)	3	3	-	-	-	-
B06410	Fishpond operation (except fish breeding farms and nurseries)	5	5	-	-	-	-
B06700	Seaweeds farming	5	5	-	-	-	-

TABLE 10b Number of Reporting Establishments and Highest Capital Participation Rate of Stockholder by Nationality for Fishing Establishments with Total Employment of Less Than 20 by Region and Industry Sub-class: Philippines, 2009 (Continued)

(An establishment with equal capital participation rates may be reported several times)

1994 PSIC Code	Region/ Industry Description	Number of Reporting Establishments	Highest Capital Participation Rate of Stockholder as of December 31 by Nationality				
			Filipino	American	British	Chinese	German
			(1)	(2)	(3)	(4)	(5)
	V- Bicol Region	s	s	-	-	-	-
B06410	Fishpond operation (except fish breeding farms and nurseries)	s	s	-	-	-	-
	VI - Western Visayas	15	15	-	-	-	-
B06110	Ocean fishing, commercial (using vessels over 3 tons)	s	s	-	-	-	-
B06120	Coastal fishing, municipal (using vessels of less than 3 tons)	3	3	-	-	-	-
B06300	Prawn culture	5	5	-	-	-	-
B06410	Fishpond operation (except fish breeding farms and nurseries)	4	4	-	-	-	-
B06800	Service activities incidental to fishing	s	s	-	-	-	-
	VII - Central Visayas	13	13	-	-	-	-
B06110	Ocean fishing, commercial (using vessels over 3 tons)	10	10	-	-	-	-
B06120	Coastal fishing, municipal (using vessels of less than 3 tons)	s	s	-	-	-	-
B06300	Prawn culture	s	s	-	-	-	-
B06410	Fishpond operation (except fish breeding farms and nurseries)	s	s	-	-	-	-
	VIII - Eastern Visayas	6	6	-	-	-	-
B06110	Ocean fishing, commercial (using vessels over 3 tons)	6	6	-	-	-	-
	IX - Zamboanga Peninsula	3	3	-	-	-	-
B06110	Ocean fishing, commercial (using vessels over 3 tons)	s	s	-	-	-	-
B06410	Fishpond operation (except fish breeding farms and nurseries)	s	s	-	-	-	-
	XI - Davao Region	3	3	-	-	-	-
B06120	Coastal fishing, municipal (using vessels of less than 3 tons)	s	s	-	-	-	-
B06410	Fishpond operation (except fish breeding farms and nurseries)	s	s	-	-	-	-
	XII - SOCCSKSARGEN	4	4	-	-	-	-
B06110	Ocean fishing, commercial (using vessels over 3 tons)	s	s	-	-	-	-
B06300	Prawn culture	s	s	-	-	-	-

TABLE 10b Number of Reporting Establishments and Highest Capital Participation Rate of Stockholder by Nationality for Fishing Establishments with Total Employment of Less Than 20 by Region and Industry Sub-class: Philippines, 2009 *(Continued)*

(An establishment with equal capital participation rates may be reported several times)

1994 PSIC Code	Region/ Industry Description	Highest Capital Participation Rate of Stockholder as of December 31 by Nationality				
		Japanese	Korean	Singaporean	Taiwanese	Others
		(7)	(8)	(9)	(10)	(11)
	Philippines	-	-	-	-	-
B06110	Ocean fishing, commercial (using vessels over 3 tons)	-	-	-	-	-
B06120	Coastal fishing, municipal (using vessels of less than 3 tons)	-	-	-	-	-
B06300	Prawn culture	-	-	-	-	-
B06410	Fishpond operation (except fish breeding farms and nurseries)	-	-	-	-	-
B06420	Fishpen and fishcage operation	-	-	-	-	-
B06430	Operation of fish breeding farms and nurseries	-	-	-	-	-
B06700	Seaweeds farming	-	-	-	-	-
B06800	Service activities incidental to fishing	-	-	-	-	-
	NCR	-	-	-	-	-
B06420	Fishpen and fishcage operation	-	-	-	-	-
	I- Ilocos Region	-	-	-	-	-
B06410	Fishpond operation (except fish breeding farms and nurseries)	-	-	-	-	-
B06430	Operation of fish breeding farms and nurseries	-	-	-	-	-
	II- Cagayan Valley	-	-	-	-	-
B06110	Ocean fishing, commercial (using vessels over 3 tons)	-	-	-	-	-
	III - Central Luzon	-	-	-	-	-
B06110	Ocean fishing, commercial (using vessels over 3 tons)	-	-	-	-	-
B06410	Fishpond operation (except fish breeding farms and nurseries)	-	-	-	-	-
	IVA - CALABARZON	-	-	-	-	-
B06110	Ocean fishing, commercial (using vessels over 3 tons)	-	-	-	-	-
B06420	Fishpen and fishcage operation	-	-	-	-	-
	IVB - MIMAROPA	-	-	-	-	-
B06110	Ocean fishing, commercial (using vessels over 3 tons)	-	-	-	-	-
B06120	Coastal fishing, municipal (using vessels of less than 3 tons)	-	-	-	-	-
B06410	Fishpond operation (except fish breeding farms and nurseries)	-	-	-	-	-
B06700	Seaweeds farming	-	-	-	-	-

TABLE 10b Number of Reporting Establishments and Highest Capital Participation Rate of Stockholder by Nationality for Fishing Establishments with Total Employment of Less Than 20 by Region and Industry Sub-class: Philippines, 2009 *(Concluded)*

(An establishment with equal capital participation rates may be reported several times)

1994 PSIC Code	Region/ Industry Description	Highest Capital Participation Rate of Stockholder as of December 31 by Nationality				
		Japanese	Korean	Singaporean	Taiwanese	Others
		(7)	(8)	(9)	(10)	(11)
	V- Bicol Region	-	-	-	-	-
B06410	Fishpond operation (except fish breeding farms and nurseries)	-	-	-	-	-
	VI - Western Visayas	-	-	-	-	-
B06110	Ocean fishing, commercial (using vessels over 3 tons)	-	-	-	-	-
B06120	Coastal fishing, municipal (using vessels of less than 3 tons)	-	-	-	-	-
B06300	Prawn culture	-	-	-	-	-
B06410	Fishpond operation (except fish breeding farms and nurseries)	-	-	-	-	-
B06800	Service activities incidental to fishing	-	-	-	-	-
	VII - Central Visayas	-	-	-	-	-
B06110	Ocean fishing, commercial (using vessels over 3 tons)	-	-	-	-	-
B06120	Coastal fishing, municipal (using vessels of less than 3 tons)	-	-	-	-	-
B06300	Prawn culture	-	-	-	-	-
B06410	Fishpond operation (except fish breeding farms and nurseries)	-	-	-	-	-
	VIII - Eastern Visayas	-	-	-	-	-
B06110	Ocean fishing, commercial (using vessels over 3 tons)	-	-	-	-	-
	IX - Zamboanga Peninsula	-	-	-	-	-
B06110	Ocean fishing, commercial (using vessels over 3 tons)	-	-	-	-	-
B06410	Fishpond operation (except fish breeding farms and nurseries)	-	-	-	-	-
	XI - Davao Region	-	-	-	-	-
B06120	Coastal fishing, municipal (using vessels of less than 3 tons)	-	-	-	-	-
B06410	Fishpond operation (except fish breeding farms and nurseries)	-	-	-	-	-
	XII - SOCCSKSARGEN	-	-	-	-	-
B06110	Ocean fishing, commercial (using vessels over 3 tons)	-	-	-	-	-
B06300	Prawn culture	-	-	-	-	-

APPENDICES



2009 ANNUAL SURVEY OF PHILIPPINE BUSINESS AND INDUSTRY

AGRICULTURE, HUNTING AND FORESTRY

FISHING

January – December 2009

OBJECTIVE

The **2009 Annual Survey of Philippine Business and Industry (ASPBI)** will provide key measures on the performance, structure and trends of businesses and industries that will be used for planning and policy formulation by the government and private sectors.

AUTHORITY

The information sought is collected under the authority of **COMMONWEALTH ACT 591**. The Act authorizes the **National Statistics Office** to collect information from businesses and industries. Any person who fails or refuses to accomplish this questionnaire shall, upon conviction, be punished as provided for in **Section 3** of this same **Act**.

CONFIDENTIALITY

Section 4 of **CA 591** provides that all information furnished this Office will be kept strictly **CONFIDENTIAL** and shall not be used for purposes of taxation, investigation or regulation.

REFERENCE PERIOD

Report should refer to the period from **January 1** to **December 31, 2009**.

E-QUESTIONNAIRE

To facilitate the accomplishment of this questionnaire, an electronic copy will be sent to the e-mail account of the contact person in your establishment. The e-questionnaire can also be downloaded from the NSO Website, www.census.gov.ph/aspbi/eqst.

Please submit the accomplished e-questionnaire to e.deguzman@census.gov.ph within 15 days upon receipt.

DUE DATE

Duly accomplished form should be submitted to NSO or to the authorized representative **ON** or **BEFORE**

INQUIRIES

For inquiries please contact:


CARMELITA N. ERICTA
Administrator

Tel. No. _____

E-mail Address _____

or E-mail: e.deguzman@census.gov.ph

GENERAL INSTRUCTIONS

- Provide best estimates if exact figures are not available in your records. Indicate N.A. for items not applicable.
- Refer to the relevant explanatory notes and definitions provided in specific items when providing responses for each item.
- Include only Philippine-based activities, including imports and exports, of this establishment.
- Mark (✓) only **one box**, unless instructed otherwise.

FOR NSO USE ONLY

FN		QN	QR	ECN																			
IND				PROV-MUN				BGY			SZ	LO	EO										

GENERAL INFORMATION ABOUT THE ESTABLISHMENT

1. Business and Registered Name in 2009, Company Website and Tax Identification Number (TIN)

- A. Business Name _____
- B. Registered Name _____
- C. Company Website _____
- D. TIN _____

2. Economic Activity or Business in 2009

Describe in detail the main and other activities of this establishment.

DO NOT FILL (For NSO Use Only)

1994 PSIC							
2009 PSIC							

- A. **Main Activity** (*Refers to the activity that contributes the biggest or major portion of the gross income or revenue of this establishment*)

- B. **Major products/goods produced or sold and/or type of service rendered** (*Specify*)

- C. **Secondary/Other Activities**

3. Year Started Operation

Indicate the year when this establishment started operation.

--	--	--	--

4. Legal Organization in 2009

Mark (✓) the box corresponding to the best description of the establishment.

- 1 Single Proprietorship 4 Stock Corporation 7 Others, *specify:* _____
- 2 Partnership 5 Non-stock Corporation
- 3 Government Corporation 6 Cooperative

5. Economic Organization in 2009

Mark (✓) the box corresponding to the best description of the establishment.

- 1 Single Establishment
- 2 Branch only
⇒ *Provide details of Main Office below*
- 3 Establishment and main office
(*both located in the same address and with branches elsewhere*)
- 4 Main Office only
- 5 Ancillary unit other than Main Office
⇒ *Provide details of Main Office below*

Single Establishment is an establishment which has neither branch nor main office.

Branch is an establishment which has a separate main office located elsewhere.

Main office is the unit which controls, supervises and directs one or more establishments of an enterprise.

Ancillary unit is the unit that operates primarily or exclusively for a related establishment or group of related establishments and provides goods or services that support but do not become part of the output of those establishments.

A. **Name of Main Office** _____

B. **Address of Main Office** _____

C. Contact Person in Main Office

- (1) Name _____ (4) Fax No. _____
- (2) Title/Designation _____ (5) E-mail _____
- (3) Tel. No. _____

6. Capital Participation as of 31 December 2009

Indicate the percent share of the nationality of the stockholder.

Capital participation refers to the claims of individuals against capital/equity by foreign and/or local investors.

- | | | |
|-------------------|----------------------|-----------------------------------|
| 1 Filipino _____% | 5 German _____% | 9 Taiwanese _____% |
| 2 American _____% | 6 Japanese _____% | 10 Others, <i>specify:</i> _____% |
| 3 British _____% | 7 Korean _____% | |
| 4 Chinese _____% | 8 Singaporean _____% | |

Continued on Page 3

EMPLOYMENT

7. Number of Paid Employees Who Worked for this Establishment as of 15 November 2009**INCLUDE:**

- Full-time/part-time employees working in or for the establishment and receiving regular pay
- Employees working away from this establishment paid by and under the control of this establishment
- Employees on sick or maternity leave
- Employees on paid vacation or holiday
- Employees on strike
- Directors of corporations working for pay
- Executives/managers and other officers of the same category
- Working owners receiving regular pay
- Apprentices and learners receiving regular pay
- Workers receiving compensation on sharing basis
- Persons hired only during peak seasons like planting, harvesting, and the like
- Any other employee receiving regular pay not reported above

EXCLUDE:

- Directors paid solely for their attendance at meetings of Board of Directors
- Consultants
- Workers on indefinite leave
- Working owners who do not receive regular pay
- Homeworkers
- Workers receiving commissions only

PAID EMPLOYEES BY SEX	LN NO	NUMBER
a. Male	01	
b. Female	02	
c. Total (sum of a and b)	03	

8. Number of Unpaid Workers Who Worked for this Establishment as of 15 November 2009**INCLUDE:**

- Working owners who do not receive regular pay
- Apprentices and learners without regular pay
- Persons working for at least 1/3 of the time normal to the establishment without regular pay

EXCLUDE:

- Silent or inactive business partners

UNPAID WORKERS BY SEX	LN NO	NUMBER
a. Male	01	
b. Female	02	
c. Total (sum of a and b)	03	

9. Total Employment of this Establishment as of 15 November 2009

TOTAL EMPLOYMENT BY SEX	LN NO	NUMBER
a. Male (sum of 7a and 8a)	01	
b. Female (sum of 7b and 8b)	02	
c. Total (sum of a and b)	03	

PRODUCTION/ CONSTRUCTION WORKERS AND HOURS WORKED

10. Number of Production/Construction Workers as of 15 November 2009 (Not Applicable)**11. Total Hours Worked by Production/Construction Workers in 2009 (Not Applicable)**

Continued on Page 4

COMPENSATION

12. Gross Salaries and Wages, Separation Pay, etc. Paid by this Establishment to its Employees in 2009

Gross salaries and wages refer to payments in cash or in kind prior to any deductions for employee's contributions to SSS/GSIS, withholding tax, etc.

INCLUDE:

- Total basic pay
- Overtime pay (payment given for extra hours worked)
- Vacation, sick and maternity leave pay
- Bonuses
- Food, uniforms, housing and cost of living allowances
- Commissions paid for salaried employees
- Commutable transportation and representation allowances
- Share of catch/harvest given to employees as salaries and wages valued at net cost

EXCLUDE:

- Cost of working clothes
- Reimbursable transportation and representation allowances
- Separation, retirement/terminal pay, gratuities, etc.

	LN NO	VALUE IN PESOS (Omit Centavos)
GROSS SALARIES AND WAGES	01	
SEPARATION, RETIREMENT/TERMINAL PAY, GRATUITIES, ETC.	02	

13. Social Contributions Paid by Employers in 2009

Social contributions include employer's contribution to SSS/GSIS, Employees Compensation Commission (ECC), PhilHealth, PAG-IBIG, etc.

	LN NO	VALUE IN PESOS (Omit Centavos)
Total Employer's Contribution to SSS/GSIS, ECC, etc.	01	

REVENUE

14. Total Revenue in 2009

Revenue refers to cash received and receivables for products/by-products sold and services rendered. This includes the value of crops, livestock, poultry, logs and other forestry products, catch/harvest and other products sold and services rendered for others.

Valuation: Products and by-products sold should be in **producer price** (ex-establishment) net of discounts and allowances. Services rendered should also be in **producer price**.

Producer price is the amount receivable by the producer from the purchaser for a unit of a product (good or service produced) as output minus any VAT, or similar deductible tax, invoiced to the purchaser. It excludes any transport charges invoiced separately by the producer.

INCLUDE:

- Value of products sold to domestic market, transferred to other plants or establishments belonging to the same enterprise, directly exported and sold to exporters.
- Goods transferred and services rendered to other establishments belonging to the same enterprise as this establishment which should be treated as sales and valued as if sold to a customer or **valued at cost**.
- Revenue from products made elsewhere for this establishment on a contractual basis from materials supplied by this establishment.

Value of products sold to domestic market includes sales of products and by-products of this establishment to another establishment (producer, wholesaler, retailer, consumer, etc) of a different enterprise.

Interplant transfers include shipments of products to other domestic plants or establishments belonging to the same enterprise as this establishment. These should be **valued as though sold**.

Direct exports refer to products shipped directly by this establishment outside the country.

Value of products sold to exporters refers to products sold locally to exporters.

TYPE OF REVENUE	LN NO	VALUE IN PESOS (Omit Centavos)
a. Value of products and by-products sold (sum of 1 to 4)	01	
1. Value of products and by-products sold to domestic market other than interplant transfers	02	
2. Interplant transfers	03	
3. Direct exports	04	
4. Value of products sold to exporters	05	

Continued on Page 5

REVENUE (cont.)		
14. Total Revenue in 2009		
TYPE OF REVENUE	LN NO	VALUE IN PESOS (Omit Centavos)
b. Value of agricultural, forestry and fishery services rendered (INCLUDE: Revenue from operation of irrigation system; Chemical weed control, pest and disease control; Stud and artificial insemination; Planting, harvesting, threshing, shelling and drying of agricultural products; Farm management; Contract animal growing services on a fee basis; Sex determination; Egg hatching; Rental income from fishing boat, agricultural/forestry/fishing machinery and equipment with operator ; Rent income from aquafarm; Towing of fishing boats; Fish scaling; Firewood cutting; and other similar services.)	06	
c. Value of industrial services done for others (sum of 1 and 2)	07	
1. Contract and commission work done for others	08	
2. Other industrial services done for others (INCLUDE: Industrial repair; Maintenance and installation work; and Drydocking.)	09	
d. Value of non-industrial services done for others (sum of 1 to 4)	10	
1. Rent income from land	11	
2. Rental income from building and other structures	12	
3. Other rental income (INCLUDE: Rental of machinery and transport equipment, etc., without operator .)	13	
4. Other non-industrial services done for others (INCLUDE: Income from storage, communication and warehousing; Income from freight, research, consultancy, and other professional and business services; Management fees; Subscriptions and membership fees; etc.)	14	
e. Delivery charges separately invoiced to customers	15	
f. Value of goods for resale (Receipts from goods sold in the same condition as purchased.)	16	
g. Interest income (INCLUDE: Interest on finance leases; Earnings on discounted bills; Interest from deposits in banks and other financial institutions; Interest/discounts on loans, deposits, financing, bonds, money market, etc.)	17	
h. Dividend income	18	
i. Commissions and fees earned (INCLUDE: Commission income; Income earned from wholesale on a fee or contract basis; Income earned through agents and brokers; Income earned from real estate activities on a fee or contract basis.)	19	
j. Royalty Income (Payment received for trademarks, copyrights, patents or secrecy. Copyrights, patents or secrecy may take the form of books, recordings, files, software, tapes, disk, etc.)	20	
k. Franchise Income (Payment received for license to make, distribute or sell a product or service.)	21	
l. Other income (INCLUDE: Service charges; Foreign exchange gains; etc.) Specify: _____	22	
m. Total revenue (sum of a to l)	23	
n. Please specify the nature and amount of the single largest item included in Other income (reported in Item 14.l). Specify: _____	LN NO 24	VALUE IN PESOS (Omit Centavos)
SUBSIDIES	LN NO	VALUE IN PESOS (Omit Centavos)
15. Subsidies Received by this Establishment from the Government in 2009 <i>(Subsidies refer to special grants received from the government in the form of financial assistance or tax exemption or tax privilege to aid and develop an industry. INCLUDE: Price support and price discount; Interest rate subsidy; Import subsidies; Direct subsidies on export; Subsidies resulting from multiple exchange rates; Subsidies on products used domestically; Subsidies to public corporations and quasi-corporations; Subsidies on payroll or workforce; and Subsidies to reduce pollution.)</i>	01	

Continued on Page 6

COST

16. Total Cost Incurred in 2009

Cost refers to all expenses incurred during the year whether paid or payable.

Valuation: Goods and services should be in **purchaser price**.

Purchaser price is the amount paid by the purchaser, excluding any VAT or similar deductible tax, in order to take delivery of a unit of a good or service. It includes any transport charges paid separately by the purchaser to take delivery at the required time and place.

INCLUDE: Goods received from and services rendered by other establishments belonging to the same enterprise as this establishment. These should be **valued as though purchased**.

EXCLUDE: Compensation of employees (Salaries and wages, and social contributions are reported in Items 12 & 13).

TYPE OF COST	LN NO	VALUE IN PESOS (Omit Centavos)
a. Materials and supplies purchased (INCLUDE: Seeds/seedlings, young animals and fowls, fry/fingerlings; Feeds and rice bran; Veterinary supplies; Fertilizers, soil dressing and pesticides; Non-durable fishing gears, nets, ropes, twines and other cordage; Containers and packing materials; Ice/ice gel; Office supplies; Lumber, nails and other hardware; Spare parts and non-durable tools; Working clothes; etc.)	01	
b. Fuels, lubricants, oils and greases purchased	02	
c. Electricity and water purchased	03	
d. Cost of agricultural, forestry and fishery services done by others (INCLUDE: Irrigation; Planting; Harvesting; Threshing; Chemical weed control; Pest and disease control; Fertilizer application; Sex determination; Fish scaling; Firewood cutting; Rental expenses for fishing boat/craft/vessel, aquafarm; etc.)	04	
e. Cost of industrial services done by others (sum of 1 and 2)	05	
1. Contract and commission work done by others	06	
2. Other industrial services done by others (INCLUDE: Industrial repair; Maintenance and installation work; and Drydocking.)	07	
f. Cost of non-industrial services done by others (sum of 1 to 4)	08	
1. Rent expense for land	09	
2. Rental expense for buildings and other structures	10	
3. Other rental expense (INCLUDE: Rental expense for machinery and transport equipment.)	11	
4. Other non-industrial services done by others (INCLUDE: Bank charges excluding interest; Insurance expense; Commission expense for non-regularly paid employees; Communication expense; Professional, business and other service fees; Transportation, representation and entertainment expenses; Storage and warehousing fees; Stevedoring, forwarding and other freight charges; Advertising and promotional expenses; Financial services, excluding interest payment; and Management fees; and Janitorial, security and messengerial service fee.)	12	
g. Goods purchased for resale (INCLUDE: Acquisition cost of goods purchased primarily for resale without transformation or processing.)	13	
h. Interest expense (Interest paid for loans obtained from banks and other financial institutions. INCLUDE: Interest in respect of finance leases; EXCLUDE: Bank charges other than interest.)	14	
i. Taxes on products and production (Taxes incidental to the production or sale of goods and services chargeable as expenses. INCLUDE: Net Value added tax; Sales tax; Import and export duties; Excise tax; Gross receipts tax; Business licenses; Real estate tax; Road tax; Environment tax; etc. EXCLUDE: Income tax.)	15	
j. Research and experimental development expense (Amount spent on any systematic and creative work undertaken to increase the stock of knowledge and the use of these knowledge to create new or improved products, processes, services and other applications.)	16	
k. Environmental protection expense (Cost incurred for the prevention, reduction and elimination of pollution as well as any degradation of the environment. INCLUDE: Cost of environmental protection services like wastewater treatment.)	17	
l. Royalty fee (Expense for trademarks, copyrights, patents or secrecy.)	18	
m. Franchise fee (Expense made for license to make, distribute or sell a product or service.)	19	
n. Bad and doubtful debts (INCLUDE: Bad debts; Doubtful debts, and/or provision for bad and doubtful debts. Report net of bad debts recovered.)	20	
o. Depreciation of fixed assets in 2009	21	
p. Other cost (INCLUDE: Foreign exchange losses; and all other costs not included elsewhere EXCLUDE: Salaries and wages; Social contributions; Losses and Damages; Amortization; Sales tax and excise duties payable to the government; Unrealized gains from revaluation of assets; Income tax and other direct taxes; etc.) Specify: _____	22	
q. Total cost (sum of a to p)	23	

Continued on Page 7

COST (cont.)

16. Total Cost Incurred in 2009

r. Please specify the nature and amount of the single largest item included in Other cost (reported in Item 16.p.) specify: _____	LN NO	VALUE IN PESOS (Omit Centavos)
	24	

CAPITAL EXPENDITURES AND SALE OF TANGIBLE FIXED ASSETS, INCLUDING LOSSES AND DAMAGES**17. Capital Expenditures and Sale of Tangible Fixed Assets, including Losses and Damages in 2009**

Tangible Fixed Assets refer to physical assets acquired and for use of this establishment and expected to have a productive life of more than one year. These include land; aquafarm; buildings, other structures and land improvements; cultivated assets in the form of livestock and plantations of trees yielding repeat products, orchards, vineyards etc; transport, machinery and other equipment; and other tangible fixed assets.

INCLUDE:

- Tangible fixed assets received from other establishments belonging to the same enterprise as this establishment should be valued as though purchased.
- Delivery charges and installation costs, taxes and other necessary fees (import duties, registration fees, etc.).

EXCLUDE:

- Financing costs

Capital expenditures on tangible fixed assets refer to the full value of tangible fixed assets **acquired in 2009** whether or not full payments have been made.

Sale of tangible fixed assets refer to the actual amount received/realized (**not** book value) from the sale of tangible fixed assets during the year including the value of tangible fixed assets transferred to other establishments of the same enterprise.

Losses and damages refer to the decrease in the book value of tangible fixed assets due to theft, major catastrophe, and other accidental destructions.

TYPE OF TANGIBLE FIXED ASSETS	LN NO	VALUE IN PESOS (Omit Centavos)			
		CAPITAL EXPENDITURES FOR TANGIBLE FIXED ASSETS		SALE OF TANGIBLE FIXED ASSETS	LOSSES AND DAMAGES
		Total (1)	Percent Directly Imported (2)		
a. Land (INCLUDE: Land used in the operation of business.)	01				
b. Aquafarm (INCLUDE: Fishponds for fish, mollusks and other crustacean and seaweeds farm.)	02				
c. Buildings, other structures and land improvements (INCLUDE: Leasehold improvements; Major repair, renovations and additions.)	03				
d. Cultivated assets (INCLUDE: Livestock for breeding including fish, layers, dairy and working animals; Vineyards, orchards and other plantation of trees yielding repeat products; Permanent crops.)	04				
e. Fishing boat/craft/vessel (INCLUDE: Fish processing ships/vessels or factory ships.)	05				
f. Transport equipment (INCLUDE: Aircrafts, trains, buses, cars and delivery trucks.)	06				
g. Machinery and equipment (sum of 1 and 2)	07				
1. ICT machinery and equipment (INCLUDE: Computer and peripherals; Telecommunications equipment and apparatus.)	08				
2. Other machinery and equipment (INCLUDE: Irrigation machinery and equipment; Durable fishing gear/nets; Electronic machinery and equipment, other than telecommunications; Furniture and fixtures.)	09				
h. Valuables (INCLUDE: Precious stones and metals; Paintings; Antiques; Sculptures; etc.)	10				
i. Other tangible fixed assets not included above, Specify: _____	11				
j. Total (sum of a to i)	12				

Continued on Page 8

CAPITAL EXPENDITURES FOR ALL TANGIBLE FIXED ASSETS BY MODE OF ACQUISITION

18. Capital Expenditures for All Tangible Fixed Assets by Mode of Acquisition in 2009

⇒ Report the full value of all tangible fixed assets **acquired in 2009** by mode of acquisition. Total in this item should be equal to the **Total** reported in Item 17 column 1.

New tangible fixed assets refer to brand new tangible fixed assets acquired during the year, including directly/newly imported tangible fixed assets. **Directly/newly imported tangible fixed assets** are considered new whether or not they were used before they were imported.

Major alterations and improvements on tangible fixed assets are done to increase the performance or capacity of existing tangible fixed assets or to significantly extend their previous expected service lives.

Used tangible fixed assets refer to those that have been previously used within the country.

Tangible fixed assets produced on own account refer to the physical assets produced by the establishment for its own use. It should be valued as the cost of all work put in place including overhead cost.

MODE OF ACQUISITION	LN NO	VALUE IN PESOS (Omit Centavos)
a. New tangible fixed assets	01	
b. Major alterations and improvements on tangible fixed assets	02	
c. Land and used tangible fixed assets	03	
d. Tangible fixed assets produced on own account	04	
e. Total (sum of a to d)	05	

CAPITAL EXPENDITURES FOR INTANGIBLE ASSETS

19. Capital Expenditures for Intangible Assets in 2009

⇒ Report the full value of all intangible and non-produced assets **acquired in 2009**.

TYPE OF INTANGIBLE ASSETS	LN NO	VALUE IN PESOS (Omit Centavos)
a. Intangible non-produced assets (<i>INCLUDE: Purchased goodwill; Patents; Trademarks; Franchises; Licenses; Processes; Copyrights; Concessions; Leases and other transferable contracts.</i>)	01	
b. Computer software and databases (<i>INCLUDE: Computer programs; Systems and applications software purchased; Computer software developed in-house; Computer databases purchased, and computer databases developed in-house.</i>)	02	
c. Entertainment, literary and artistic originals (<i>INCLUDE: Original films, sound recordings, manuscripts, tapes, models, etc., on which drama performances, radio and television programming, musical performances, sporting events, literary and artistic output, etc., are recorded.</i>)	03	
d. Other intangible assets (<i>INCLUDE: Other produced intangible asset not included above.</i>)	04	
e. Total (sum of a to d)	05	

Continued on Page 9

BOOK VALUE OF TANGIBLE FIXED ASSETS

20. Book Value of Tangible Fixed Assets as of 31 December 2009

Book value refers to the initial or acquisition cost of tangible fixed assets **less** accumulated depreciation charges. Also include in Book Value as of December 31 the capital expenditures for the corresponding tangible fixed assets.

TYPE OF TANGIBLE FIXED ASSETS	LN NO	VALUE IN PESOS (Omit Centavos)
a. Land <i>(INCLUDE: Land used in the operation of business.)</i>	01	
b. Aquafarm <i>(INCLUDE: Fishponds for fish, mollusks and other crustacean and seaweeds farm.)</i>	02	
c. Buildings, other structures and land improvements <i>(INCLUDE: Leasehold improvement; Major repair, renovations and additions.)</i>	03	
d. Cultivated assets <i>(INCLUDE: Livestock for breeding including fish, layers, dairy and working animals; Vineyards, orchards and other plantation of trees yielding repeat products; and permanent crops.)</i>	04	
e. Fishing boat/craft/vessel <i>(INCLUDE: Fish processing ships/vessels or factory ships.)</i>	05	
f. Transport equipment <i>(INCLUDE: Aircrafts, trains, buses, cars and delivery trucks.)</i>	06	
g. Machinery and equipment <i>(sum of 1 and 2)</i>	07	
1. ICT machinery and equipment <i>(INCLUDE: Computer and peripherals; Telecommunications equipment and apparatus.)</i>	08	
2. Other machinery and equipment <i>(INCLUDE: Irrigation machinery and equipment; Durable fishing gear/nets; Electronic machinery and equipment, other than telecommunications; Furniture and fixtures.)</i>	09	
h. Valuables <i>(INCLUDE: Precious stones and metals; Paintings; Antiques; Sculptures, etc.)</i>	10	
i. Other tangible fixed assets not included above, Specify: _____	11	
j. Total <i>(sum of a to i)</i>	12	

BOOK VALUE OF INTANGIBLE ASSETS

21. Book Value of Intangible Assets as of 31 December 2009

TYPE OF INTANGIBLE ASSETS	LN NO	VALUE IN PESOS (Omit Centavos)
a. Intangible non-produced assets <i>(INCLUDE: Goodwill; Patents; Trademarks; Franchises; Licenses; Processes; Copyrights; Concessions; Leases and other transferable contracts.)</i>	01	
b. Computer software and databases <i>(INCLUDE: Computer programs; Systems and applications software purchased; Computer software developed in-house; Computer databases purchased, and computer databases developed in-house.)</i>	02	
c. Entertainment, literary and artistic originals <i>(INCLUDE: Original films, sound recordings, manuscripts, tapes, models, etc., on which drama performances, radio and television programming, musical performances, sporting events, literary and artistic output, etc., are recorded.)</i>	03	
d. Other intangible assets <i>(INCLUDE: Other produced intangible asset not included above.)</i>	04	
e. Total <i>(sum of a to d)</i>	05	

CAPACITY UTILIZATION

22. Average Capacity Utilization Rate of this Establishment in 2009 (Not applicable)

Continued on Page 10

INVENTORIES

23. Inventories in 2009

Inventories refer to stocks of goods owned by or under the control of the establishment as of a fixed date, regardless of where the stocks are located.

Stocks of materials, fuels and supplies should be at current replacement cost in **purchaser price** at the indicated dates. Finished products, work-in-progress and goods for resale should be valued at **producer price**.

Replacement cost is the cost of an item in terms of its present price rather than its original price.

Finished products refer to the value of products produced by this establishment that are ready for sale/shipment.

Work-in-progress refers to the value of products of this establishment that have not yet reached the final desired state and are not ready for sale/shipment.

TYPE OF INVENTORIES	LN NO	VALUE IN PESOS (Omit Centavos)	
		As of 1 January 2009 (1)	As of 31 December 2009 (2)
a. Finished products (INCLUDE: Harvested agricultural crops; Slaughtered animals; Livestock, poultry, forestry, logging and fishery products.)	01		
b. Work-in-progress (INCLUDE: Growing crops as well as standing timber; Young animals and fowls not yet ready for sale; Stocks of fish; Work-in progress for the account of others irrespective of the arrangement of financing.)	02		
c. Goods for resale	03		
d. Materials and supplies (INCLUDE: Feeds and rice bran; Veterinary supplies; Fertilizers; Non-durable fishing gears; etc.)	04		
e. Fuels, lubricants, oils and greases	05		
f. Others, Specify: _____	06		
g. Total (sum of a to f)	07		

24. Branches, Divisions, Plants Owned or Controlled (for Main Office)

⇒ Please use additional sheets if necessary.

List name, address, total employment as of 15 November 2009 and year started operation of branches, divisions, plants, or other establishments that this establishment owns or controls.

	NAME OF BRANCH/DIVISION/PLANT (1)	ADDRESS (2)	TOTAL EMPLOYMENT as of 15 November 2009 (3)	YEAR STARTED OPERATION (4)	DO NOT FILL (For NSO Use Only) PRV/MUN/BGY ECN (5)
01					
02					
03					
04					
05					
06					
07					
08					

Continued on Page 11

25. REMARKS

**CERTIFICATION**

I hereby certify that this report for the period _____ to _____ has been completed as accurately as the records of this establishment allow and with the best estimates in some instances.

Name _____ Signature _____

Title/Designation _____ Date _____

CONTACT PERSON

Person to be contacted for queries regarding this form:

Name _____ Address _____

Title/Designation _____

Tel. No. _____ Fax No. _____ Email Address _____

DO NOT FILL (For NSO Use Only)

Activity	Name	Signature	Number of items	Date
Distributed by				/ /
Collected by				/ /
Field Edited by				/ /
Manually Edited by				/ /
Edited/Coded by				/ /
Verified by				/ /

THANK YOU FOR ACCOMPLISHING THIS FORM!

2009 ASPBI Sampling Rates by Industry and Employment Stratum

SECTOR INDUSTRY	Employment Stratum				
	SMALL		LARGE		
	1 - 9	10 - 19	20 - 49	50 - 99	100 & Over
Agriculture, Hunting and Forestry					
<i>Common Industries</i>					
A01110 -[growing of palay, lowland, irrigated]	5%	5%	100%	100%	100%
A01410 -[growing of banana, cavendish]	5%	5%	100%	100%	100%
A01500 -[growing of sugarcane, including muscovado sugar making in the farm]	5%	5%	100%	100%	100%
A02100 -[hog farming]	5%	5%	100%	100%	100%
A02300 -[chicken broiler production (including operation of chicken hatcheries)]	5%	5%	100%	100%	100%
A02510 -[chicken egg production]	5%	5%	100%	100%	100%
<i>Other Industries</i>	10%	10%	100%	100%	100%
Fishing	100%	100%	100%	100%	100%
Mining and Quarrying	100%	100%	100%	100%	100%
Manufacturing					
<i>Certainty Industries</i>					
D23100 -[manufacture of coke oven products]	100%	100%	100%	100%	100%
D23200 -[manufacture of refined petroleum products]	100%	100%	100%	100%	100%
D23300 -[manufacture of other fuel products]	100%	100%	100%	100%	100%
D26200 -[manufacture of cement]	100%	100%	100%	100%	100%
<i>ICT Core Industries</i>					
D22110 -[publishing of books, brochures, and other publications]	100%	100%	100%	100%	100%
D22120 -[publishing of newspapers, journals and periodicals]	100%	100%	100%	100%	100%
D22130 -[publishing of music]	100%	100%	100%	100%	100%
D22190 -[other publishing]	100%	100%	100%	100%	100%
D22300 -[publishing and printing activities]	100%	100%	100%	100%	100%
D30200 -[manufacture of computers, computer peripherals equipment and accessories]	100%	100%	100%	100%	100%
D32100 -[manufacture of electronic valves and tubes]	100%	100%	100%	100%	100%
D32200 -[manufacture of semi-conductor devices and other electronic components]	100%	100%	100%	100%	100%
D32300 -[manufacture of apparatus for line telephony and line telegraphy]	100%	100%	100%	100%	100%
D32400 -[manufacture of television and radio transmitters, receivers, sound or video recording or reproducing apparatus, and associated goods]	100%	100%	100%	100%	100%
<i>1 → 1 Correspondence</i>					
D15120 -[production, processing and preserving of meat and meat products]	5%	5%	20%	20%	100%

2009 ASPBI Sampling Rates by Industry and Employment Stratum (Continued)

SECTOR INDUSTRY	Employment Stratum				
	SMALL		LARGE		
	1 - 9	10 - 19	20 - 49	50 - 99	100 & Over
D15210 -[processing of fresh milk and cream]	5%	5%	20%	20%	100%
D15250 -[manufacture of ice cream and sherbet, ice drop, ice candy and other flavored ices]	5%	5%	20%	20%	100%
D15410 -[manufacture of starches and starch products]	5%	5%	20%	20%	100%
D15420 -[production of prepared animal feeds]	5%	5%	20%	20%	100%
D15511 -[manufacture of distilled, potable alcoholic beverages (e.g. whisky, brandy, gin, etc.)]	5%	5%	20%	20%	100%
D15530 -[manufacture of malt liquors and malt]	5%	5%	20%	20%	100%
D15541 -[manufacture of soft drinks]	5%	5%	20%	20%	100%
D15542 -[manufacture of drinks flavored with fruit juices, syrups or other materials]	5%	5%	20%	20%	100%
D15920 -[manufacture of macaroni, noodles, couscous and similar farinaceous products]	5%	5%	20%	20%	100%
D15950 -[coffee roasting and processing]	5%	5%	20%	20%	100%
D17310 -[manufacture of knitted and crocheted fabrics]	5%	5%	20%	20%	100%
D19110 -[tanning and dressing of leather]	5%	5%	20%	20%	100%
D24210 -[manufacture of fertilizers and nitrogen compounds]	5%	5%	20%	20%	100%
D25201 -[manufacture of plastic articles for packing goods (e.g. boxes, bags, sacks, etc.)]	5%	5%	20%	20%	100%
D25204 -[manufacture of plastic pipes and tubes]	5%	5%	20%	20%	100%
D26920 -[manufacture of refractory ceramic products]	5%	5%	20%	20%	100%
D26960 -[cutting, shaping and finishing of stone]	5%	5%	20%	20%	100%
D28920 -[treatment and coating of metals; general mechanical engineering on a fee or contract basis]	5%	5%	20%	20%	100%
D29304 -[manufacture of electrothermic domestic appliances (e.g. hair dressing electric instantaneous storage, heaters, flat-irons, plate warmers, coffee or tea makers)]	5%	5%	20%	20%	100%
D29305 -[manufacture of domestic-type water filters and/or purifiers]	5%	5%	20%	20%	100%
D29309 -[manufacture of household appliances, n.e.c.]	5%	5%	20%	20%	100%
D34100 -[manufacture of motor vehicles]	5%	5%	20%	20%	100%
<i>Common Industries</i>					
D15300 -[rice/corn milling]	5%	5%	20%	20%	100%
D15550 -[manufacture of drinking waters]	5%	5%	20%	20%	100%
D15610 -[baking of bread, cakes, pastries, pies and similar "perishable" bakery products, including hopia and doughnut making]	5%	5%	20%	20%	100%
D22210 -[printing]	5%	5%	20%	20%	100%
<i>Other Industries</i>	10%	10%	25%	50%	100%

2009 ASPBI Sampling Rates by Industry and Employment Stratum (Continued)

SECTOR INDUSTRY	Employment Stratum				
	SMALL		LARGE		
	1 - 9	10 - 19	20 - 49	50 - 99	100 & Over
Electricity, Gas and Water					
<i>Common Industries</i>					
E40100 -[generation, collection and distribution of electricity]	5%	5%	100%	100%	100%
E41000 -[collection, purification and distribution of water]	5%	5%	100%	100%	100%
<i>Other Industries</i>	100%	100%	100%	100%	100%
Construction					
<i>Common Industries</i>					
F45201 -[residential (dwelling) building construction]	5%	5%	100%	100%	100%
F45202 -[non-residential building construction]	5%	5%	100%	100%	100%
F45203 -[general engineering construction]	5%	5%	100%	100%	100%
F45330 -[electrical and mechanical work at site of construction]	5%	5%	100%	100%	100%
<i>Other Industries</i>	10%	10%	100%	100%	100%
Wholesale Retail Trade; Repair Services					
<i>ICT Core Industries</i>					
G51600 -[wholesale of computers, computer peripheral equipment and software]	100%	100%	100%	100%	100%
G51700 -[wholesale of electronic parts and equipment]	100%	100%	100%	100%	100%
G52604 -[repair and installation of radio and television receivers, transmitters and antennae, and other home entertainment equipment]	100%	100%	100%	100%	100%
<i>1 → 1 Correspondence</i>					
G51410 -[wholesale of solid, liquid and gaseous fuels and related products]	5%	5%	20%	20%	100%
G51420 -[wholesale of metals and metal ores]	5%	5%	20%	20%	100%
G51501 -[wholesale of agricultural machinery, equipment and accessories]	5%	5%	20%	20%	100%
G52190 -[other retail sale in non-specialized stores (department stores)]	5%	5%	20%	20%	100%
G52206 -[beverages (not consumed on the spot), retailing]	5%	5%	20%	20%	100%
G52208 -[tobacco products, retailing]	5%	5%	20%	20%	100%
G52321 -[textile fabrics, all kinds, retailing]	5%	5%	20%	20%	100%
G52400 -[retail sale of second-hand goods in stores]	5%	5%	20%	20%	100%
G52510 -[retail sale via mail/telephone order]	5%	5%	20%	20%	100%
G52594 -[water distribution / retailing]	5%	5%	20%	20%	100%
G52603 -[repair and installation of household appliances, except television, radio and other home entertainment equipment]	5%	5%	20%	20%	100%

2009 ASPBI Sampling Rates by Industry and Employment Stratum (Continued)

SECTOR INDUSTRY	Employment Stratum				
	SMALL		LARGE		
	1 - 9	10 - 19	20 - 49	50 - 99	100 & Over
<i>Common Industries</i>					
G50201 -[repairing of motor vehicles, including overhauling]	5%	5%	20%	20%	100%
G50302 -[motor vehicles parts and accessories, retailing]	5%	5%	20%	20%	100%
G50401 -[sale of motorcycles and their parts and components]	5%	5%	20%	20%	100%
G50500 -[retail sale of automotive fuel]	5%	5%	20%	20%	100%
G52111 -[retail selling in groceries]	5%	5%	20%	20%	100%
G52203 -[meat and poultry products, retailing]	5%	5%	20%	20%	100%
G52311 -[drugs and pharmaceutical goods, retailing]	5%	5%	20%	20%	100%
G52322 -[wearing apparel, except footwear, retailing]	5%	5%	20%	20%	100%
G52325 -[footwear, all kinds, retailing]	5%	5%	20%	20%	1.00
G52331 -[home furnishing, furniture and fixtures, including lamps and lamp shades, retailing]	5%	5%	20%	20%	100%
G52333 -[household appliances, retailing]	5%	5%	20%	20%	100%
G52341 -[hardware, retailing]	5%	5%	20%	20%	100%
G52344 -[construction materials retailing]	5%	5%	20%	20%	100%
G52350 -[books, office and school supplies, including newspapers and magazines, retailing]	5%	5%	20%	20%	100%
G52382 -[feeds, fertilizers and insecticides, retailing]	5%	5%	20%	20%	100%
G52396 -[jewelry, watches and clocks, retailing]	5%	5%	20%	20%	100%
G52399 -[other retail sale in specialized stores, n.e.c. (including sale of packaging materials)]	5%	5%	20%	20%	100%
G52810 -[retail sale of cellular phones, parts and accessories]	5%	5%	20%	20%	100%
<i>Other Industries</i>	10%	10%	25%	50%	100%
Hotels and Restaurants					
<i>Tourism Industries</i>					
H55110 -[hotels and motels]	100%	100%	100%	100%	100%
H55191 -[pension houses]	100%	100%	100%	100%	100%
H55199 -[other short-stay accommodation, n.e.c.]	100%	100%	100%	100%	100%
H55120 -[dormitories/boarded houses]	10%	10%	25%	50%	100%
H55192 -[camping sites/facilities]	10%	10%	25%	50%	100%
H55230 -[day and night clubs]	10%	10%	25%	50%	100%
H55299 -[other eating and drinking places, n.e.c.]	10%	10%	25%	50%	100%
H55210 -[restaurants, cafes and fastfood centers]	5%	5%	20%	20%	100%
H55220 -[refreshment stands, kiosks and counters]	5%	5%	20%	20%	100%
H55240 -[bars and cocktail lounges]	5%	5%	20%	20%	100%
<i>1 → 1 Correspondence</i>					
H55292 -[catering and take-out activities (carried on separate units)]	5%	5%	20%	20%	100%

2009 ASPBI Sampling Rates by Industry and Employment Stratum (Continued)

SECTOR INDUSTRY	Employment Stratum				
	SMALL		LARGE		
	1 - 9	10 - 19	20 - 49	50 - 99	100 & Over
Transport, Storage and Communications					
<i>ICT Core Industries</i>					
I64210 -[telephone, telegraph, facsimile/telex, and telex services]	100%	100%	100%	100%	100%
I64220 -[transmission of radio and television broadcast]	100%	100%	100%	100%	100%
I64230 -[internet service provider (isp)]	100%	100%	100%	100%	100%
I64290 -[other telecommunication services, including pay phones]	100%	100%	100%	100%	100%
<i>Tourism Industries</i>					
I60940 -[chartered buses and cars operation (e.g. tourist buses, rent-a-car)]	100%	100%	100%	100%	100%
I60111 -[inter-urban bus line operation]	10%	10%	100%	100%	100%
I60910 -[public utility cars and taxicabs operation]	10%	10%	100%	100%	100%
I60990 -[other land transport operation, n.e.c.]	10%	10%	100%	100%	100%
I61101 -[ocean passenger transport]	10%	10%	100%	100%	100%
I61103 -[interisland water passenger transport]	10%	10%	100%	100%	100%
I62101 -[domestic air passenger and freight transport]	10%	10%	100%	100%	100%
I62102 -[international air passenger and freight transport]	10%	10%	100%	100%	100%
I62200 -[non-scheduled air transport]	10%	10%	100%	100%	100%
I63520 -[activities of booking offices]	10%	10%	100%	100%	100%
I63590 -[tourist assistance activities (e.g. tourist guides), n.e.c.]	10%	10%	100%	100%	100%
I63200 -[supporting and auxiliary activities to water transport]	5%	5%	100%	100%	100%
I63300 -[supporting and auxiliary activities to air transport]	5%	5%	100%	100%	100%
I63510 -[activities of tour and travel agencies]	5%	5%	100%	100%	100%
<i>1 → 1 Correspondence</i>					
I60121 -[inter-urban passenger railway transport]	5%	5%	100%	100%	100%
I60122 -[urban and sub-urban railway transport]	5%	5%	100%	100%	100%
I60200 -[transport via pipelines]	5%	5%	100%	100%	100%
<i>Common Industries</i>					
I60132 -[freight truck operation]	5%	5%	100%	100%	100%
I63910 -[customs brokerage (ship and aircraft)]	5%	5%	100%	100%	100%
I63920 -[freight forwarding services]	5%	5%	100%	100%	100%
<i>Other Industries</i>	10%	10%	100%	100%	100%
Financial Intermediation					
<i>Certainty Industries</i>					
J66940 -[financial holding company activities]	100%	100%	100%	100%	100%

2009 ASPBI Sampling Rates by Industry and Employment Stratum (Continued)

SECTOR INDUSTRY	Employment Stratum				
	SMALL		LARGE		
	1 - 9	10 - 19	20 - 49	50 - 99	100 & Over
<i>Tourism Industries</i>					
J68130 -[foreign exchange dealing]	10%	10%	100%	100%	100%
J68141 -[pre-need plan for health]	10%	10%	100%	100%	100%
J68142 -[pre-need plan for education]	10%	10%	100%	100%	100%
J68143 -[pre-need plan for memorial and interment]	10%	10%	100%	100%	100%
J68144 -[pre-need plan for pension]	10%	10%	100%	100%	100%
J68149 -[pre-need plan activities, n.e.c.]	10%	10%	100%	100%	100%
<i>Common Industries</i>					
J65941 -[regular rural banking]	5%	5%	100%	100%	100%
J66110 -[financing company operations]	5%	5%	100%	100%	100%
J66120 -[lending investor activities]	5%	5%	100%	100%	100%
J66200 -[pawnshop operations]	5%	5%	100%	100%	100%
J66983 -[credit cooperative activities]	5%	5%	100%	100%	100%
<i>Other Industries</i>	10%	10%	100%	100%	100%
Real Estate, Renting and Business Activities					
<i>ICT Core Industries</i>					
K72100 -[hardware consultancy]	100%	100%	100%	100%	100%
K72210 -[software publishing]	100%	100%	100%	100%	100%
K72290 -[other software and consultancy and supply]	100%	100%	100%	100%	100%
K72300 -[data processing]	100%	100%	100%	100%	100%
K72400 -[database activities and on-line distribution of electronic content, except internet cafes]	100%	100%	100%	100%	100%
K72500 -[maintenance and repair of office accounting and computing machinery]	100%	100%	100%	100%	100%
K72900 -[other computer related activities]	100%	100%	100%	100%	100%
<i>Tourism Industries</i>					
K71110 -[renting of land transport equipment]	10%	10%	25%	50%	100%
K71120 -[renting of water transport equipment]	10%	10%	25%	50%	100%
K71130 -[renting of air transport equipment]	10%	10%	25%	50%	100%
K71305 -[renting of sports and recreational equipment]	5%	5%	20%	20%	100%
<i>1 → 1 Correspondence</i>					
K70200 -[real estate activities on a fee or contract basis]	5%	5%	20%	20%	100%
K74120 -[accounting, bookkeeping and auditing activities; tax consultancy]	5%	5%	20%	20%	100%
K74130 -[market research and public opinion polling]	5%	5%	20%	20%	100%
K74220 -[technical testing and analysis]	5%	5%	20%	20%	100%
K74950 -[packaging activities]	5%	5%	20%	20%	100%
K74960 -[management/administrative services]	5%	5%	20%	20%	100%
K74991 -[bill collecting and credit rating services]	5%	5%	20%	20%	100%
K74996 -[call center activities]	5%	5%	20%	20%	100%

2009 ASPBI Sampling Rates by Industry and Employment Stratum (Continued)

SECTOR INDUSTRY	Employment Stratum				
	SMALL		LARGE		
	1 - 9	10 - 19	20 - 49	50 - 99	100 & Over
<i>Common Industries</i>					
K70120 -[real estate buying, developing, subdividing and selling]	5%	5%	20%	20%	100%
K72410 -[internet café]	5%	5%	20%	20%	100%
K74110 -[legal activities]	5%	5%	20%	20%	100%
K74140 -[business and management consultancy activities]	5%	5%	20%	20%	100%
K74911 -[labor recruitment and provision of personnel, local]	5%	5%	20%	20%	100%
K74912 -[labor recruitment and provision of personnel, overseas]	5%	5%	20%	20%	100%
K74920 -[investigation and security activities]	5%	5%	20%	20%	100%
K74944 -[film developing and printing and photograph enlarging]	5%	5%	20%	20%	100%
<i>Other Industries</i>	10%	10%	25%	50%	100%
Education					
<i>Common Industries</i>					
M81110 -[private pre-school education]	5%	5%	20%	20%	100%
M81120 -[private elementary education (grades i-vii)]	5%	5%	20%	20%	100%
M81210 -[private general secondary education]	5%	5%	20%	20%	100%
M81300 -[private technical and vocational post-secondary non-degree education]	5%	5%	20%	20%	100%
M81400 -[private higher education]	5%	5%	20%	20%	100%
M81590 -[other private education services, n.e.c.]	5%	5%	20%	20%	100%
<i>Other Industries</i>	10%	10%	25%	50%	100%
Health and Social Work					
<i>Tourism Industries</i>					
N85121 -[private hospitals, sanitaria and other similar activities]	5%	5%	20%	20%	100%
N85122 -[private medical activities]	5%	5%	20%	20%	100%
<i>Common Industries</i>					
N85123 -[private dental and laboratory services]	5%	5%	20%	20%	100%
N85129 -[private medical, dental and other health services, n.e.c.]	5%	5%	20%	20%	100%
<i>Other Industries</i>	10%	10%	25%	50%	100%
Other Service Activities					
<i>ICT Core Industries</i>					
O92111 -[motion picture and video production (excluding animation)]	100%	100%	100%	100%	100%
O92112 -[animated films and cartoons]	100%	100%	100%	100%	100%

2009 ASPBI Sampling Rates by Industry and Employment Stratum (Concluded)

SECTOR INDUSTRY	Employment Stratum				
	SMALL		LARGE		
	1 - 9	10 - 19	20 - 49	50 - 99	100 & Over
O92113 -[motion picture and video tape/compact disc distribution]	100%	100%	100%	100%	100%
O92114 -[sound recording activities]	100%	100%	100%	100%	100%
O92120 -[motion picture, audio and video projection]	100%	100%	100%	100%	100%
O92131 -[radio broadcasting and relay station and studios]	100%	100%	100%	100%	100%
O92132 -[television broadcasting and relay stations and studios including closed circuit television services]	100%	100%	100%	100%	100%
O92133 -[radio and television program production]	100%	100%	100%	100%	100%
O92200 -[news agency activities]	100%	100%	100%	100%	100%
O92493 -[recording or taping of sound]	100%	100%	100%	100%	100%
<i>Tourism Industries</i>					
O92141 -[dramatic arts presentations]	10%	10%	100%	100%	100%
O92142 -[concert and opera or dance production]	10%	10%	100%	100%	100%
O92149 -[other arts activities, n.e.c.]	10%	10%	100%	100%	100%
O92199 -[miscellaneous entertainment activities]	10%	10%	100%	100%	100%
O92340 -[art galleries]	10%	10%	100%	100%	100%
O92390 -[other cultural activities, n.e.c.]	10%	10%	100%	100%	100%
O92492 -[theatrical booking agency activities]	10%	10%	100%	100%	100%
O93093 -[slendering and body building activities]	10%	10%	100%	100%	100%
O92193 -[operation of amusement parks and similar attractions]	5%	5%	100%	100%	100%
O92320 -[museum activities and preservation of historical sites and buildings]	5%	5%	100%	100%	100%
O92330 -[botanical and zoological gardens and nature reserves activities]	5%	5%	100%	100%	100%
O92410 -[sporting activities]	5%	5%	100%	100%	100%
O92499 -[other amusement and recreational activities, n.e.c.]	5%	5%	100%	100%	100%
O93092 -[sauna and steam bath activities]	5%	5%	100%	100%	100%
<i>Common Industries</i>					
O93010 -[washing and (dry-) cleaning of clothing and textile]	5%	5%	100%	100%	100%
O93021 -[barber shops activities]	5%	5%	100%	100%	100%
O93022 -[beauty parlor activities]	5%	5%	100%	100%	100%
O93030 -[funeral and related activities]	5%	5%	100%	100%	100%
<i>Other Industries</i>					
	10%	10%	100%	100%	100%



Republic of the Philippines
NATIONAL
STATISTICS
OFFICE
 Manila

ITSD Ref. No. 10ITD00-0087
 June 1, 2010

DESIGNATION ORDER NO. 2010 - 83

To facilitate the planning activities and the smooth conduct of the 2009 Annual Survey of the Philippine Business and industry (ASPBI), 2009 Survey on Information and Communications Technology (SICT) and 2009 Survey on Tourism Establishments of the Philippines (STEP) the following employees are hereby designated as members of committee/working groups to perform specific functions in addition to their regular office duties:

I. **Steering Committee**

Chairman: Administrator - Carmelita N. Ericta

Vice-Chairman: Deputy Administrator - Paula Monina G. Collado

Members:

Director, Industry and Trade Statistics Department (ITSD) – Estela T. De Guzman

Director, Information and Resources Department – Valentino C. Abuan

Director, Household Statistics Department – Socorro D. Abejo

Director General Administration Department – Fiel C. Pizarro

Regional Director, National Capital Region (NCR) – Lourdes V. Homecillo

Terms of Reference:

1. Provides overall direction for the implementation of the various activities of the ASPBI, SICT and STEP.
2. Approves survey design and operation plans.
3. Approves work plans of committee and working groups.
4. Approves budget proposal.
5. Conducts regular quarterly meetings and other meetings as the need arises.

Secretariat: Statistician II, Business and Services Statistics Division (BSSD) – Mari-Belle D. Dy

Statistician II, BSSD – Glen G. Polo

II. **Technical Committee**

Chairman: Director, ITSD – Estela T. De Guzman

Co-Chairman: Chief, Statistical Sampling and Operations Division (SSOD) - Elsie B. Solidum

Members:

RD, NCR – Lourdes V. Homecillo

Chief, BSSD - Katrina G. Esclamad

Chief, Economic Indices and Indicators Division (EIID) – Rosie B. Sta. Ana

OIC-Chief, Industry Statistics Division (ISD) – Dulce A. Regala

Chief, Information Technology Systems and Research Division (ITSRD) – Veronica P. Pido

Statistician IV, SSOD – Juanita B. Soriano

Statistician IV, BSSD – Apolinar F. Oblea

Statistician IV, Foreign Trade Statistics Section – Ma. Julieta P. Soliven

Information Systems Analyst III, ITSRD – Noel P. Perez

Terms of Reference:

1. Reviews timetable of activities and work plans.
2. Reviews survey design including scope and coverage, data items, concepts and definitions.
3. Organizes consultative fora with stakeholders.
4. Reviews resource requirements (budget, hardware and manpower).
5. Monitors progress of Working Groups and resolves administrative, technical and operational issues that may arise.
6. Conducts regular monthly meetings and other meetings as the need arises.
7. Submits quarterly progress report to the Steering Committee.
8. Documents all proceedings of the Committee.
9. Performs other duties as directed by Steering Committee.

Secretariat: Statistician II, BSSD – Mari-Belle D. Dy

Statistician II, BSSD – Glen G. Polo



Solicare Bldg. 1, R. Magsaysay Blvd. Sta. Mesa, Manila 1016
 P.O. Box 779, Manila Philippines
 Telephone: (632) 713-7074 · Telefax(632) 713-7073
www.census.gov.ph · email address: info@census.gov.ph

A. Working Group on Questionnaire Design, Manuals and Field Operations

Chairman: OIC-Chief, ISD – Dulce Regala
Co-Chairman: Chief, BSSD – Katrina Esclamad
Members:
Chief, SSOD – Elsie Solidum
Statistician III, ISD – Anita Bрева
Statistician III, ISD – Josephine Albino
Statistician III, BSSD – Anilor Fontanilla
Statistician III, BSSD – Carole Blanco
Statistician III, BSSD – Jean Floirendo
Statistician III, SSOD – Nenita Rebarter
Computer Programmer III, ITSRD – Renato Asuncion
Computer Programmer III, ITSRD – Florencio Atentar
Statistician II, BSSD – Felisa Abad
Statistician II, BSSD – Emerson Aquino
Statistician II, BSSD – Glenda Angeles
Statistician I, ISD – Myrly Lilia Cuachin

Terms of Reference:

1. Designs ASPBI, SICT and STEP questionnaires and other forms.
2. Conducts pre-test of the questionnaires through Focus Group Discussions with data suppliers.
3. Prepares Field Operations Plan including spotchecking.
4. Prepares Field Operations and Processing Manual.
5. Prepares Central Office Processing Manual.
6. Prepares requirements for NSCB clearance.
7. Consolidates narrative reports on field operations including spotchecking.
8. Conducts bi-monthly meetings and other meetings as the need arises.
9. Submits monthly progress report to the Technical Committee
10. Documents all proceedings of the Working Group.
11. Performs other duties as directed by Technical Committee

Secretariat: Statistician I, ISD - Jennette Herrera
Statistician Aide, ISD - Alma Atanacio

B. Working Group on Sampling Design, Selection and Estimation

Chairman: Chief, SSOD – Elsie Solidum
Vice-Chairman: Statistician IV, SSOD – Juanita Soriano
Members:
Statistician III, SSOD – Nenita Rebarter
Statistician III, SSOD – Mario Ilagan Jr.
Information Systems Analyst III, ITSRD – Noel Perez
Statistician II, ISD – Sharon Martinez
Statistician II, BSSD – Stephen Bello
Computer Programmer II, ITSRD – Raymond Nimeno
Statistician I, SSOD - Myra Yepes

Terms of Reference:

1. Determines and recommends scope and coverage for the ASPBI, SICT and STEP.
2. Reviews and develops sampling design for the ASPBI, SICT and STEP.
3. Prepares estimation procedures.
4. Prepares materials and presents sampling design for approval.
5. Draws samples for ASPBI, SICT and STEP.
6. Prepares control list of samples.
7. Conducts bi-monthly meetings and other meetings as the need arises.
8. Submits monthly progress report to the Technical Committee.
9. Documents all proceedings of the Working Group.
10. Performs other duties as directed by Technical Committee.

Secretariat: Statistician I, SSOD – Jeremias Empas
Asst. Statistician, SSOD – Rizabelle Lorenzo

C. Working Group on Training, Publicity and Data Dissemination

Chairman: Statistician IV, FTSS – Maria Julieta P. Soliven
 Co-Chairman: OIC-Chief, Databank and Information Services Division – Vincent Morris Olaivar
 Members:

PRO, Office of the Administrator – Cristy Oliveros
 OIC, Human Resource Management Division – Hilda Ballefin
 Administrative Officer V, HRMD – Daisy Adlawan
 Statistician IV, EIID – Elena Varona
 Statistician III, ISD – Felicidad Hebron
 Statistician III, FTSS – Soraya de Guzman
 Statistician II, ISD – Cecilia Matienzo
 Statistician II, BSSD – Mari-Belle Dy
 Statistician II, BSSD – Belinda Intalan

Terms of Reference:

1. Plans and implements publicity program.
2. Prepares training plan and training design.
3. Prepares training materials and travel order.
4. Consolidates Narrative Reports of training.
5. Prepares Evaluation Form for Trainers and Trainees
6. Prepares Training Evaluation Report.
7. Plans and organizes data dissemination fora.
8. Prepares publication plans.
9. Conducts bi-monthly meetings and other meetings as the need arises.
10. Submits monthly progress report to the Technical Committee.
11. Documents all proceedings of the Working Group.
12. Performs other duties as directed by Technical Committee.

Secretariat: Statistician I, ISD – Jose Alvin Almedilla
 Statistician I, FTSS – Epifanio Cruz Jr.

D. Working Group on Logistics and Budget Preparation

Chairman: Statistician IV, BSSD – Apolinar Oblea
 Co-Chairman: Statistician III, ISD – Jennifer Pevidal
 Members:

Budget Officer IV, Budget Division – Evelyn Tolentino
 Statistician II, ISD – Apolinario Rosario Jr.
 Statistician II, ISD – Cherilyn Cosico
 Statistician II, BSSD – Belinda Intalan
 Statistician II, BSSD – Wilfredo Montano Jr.
 Statistician II, BSSD – Ralph Bariata
 Statistician II, BSSD – Marivic Acosta
 Statistician II, SSOD – Redempta Velilla
 Freight Service Supervisor II, Administrative Services Division (ASD) – Vicente Cumagun

Terms of Reference:

1. Prepares budget/cost estimate
2. Prepares workload and manpower requirements.
3. Prepares allocation of supplies and materials, forms, questionnaires and manuals.
4. Coordinates with ASD the procurement of supplies and materials
5. Coordinates with the printing of questionnaires, manual and forms.
6. Coordinates with shipment of questionnaires, manual and materials to field offices.
7. Conducts bi-monthly meetings and other meetings as the need arises.
8. Submits monthly progress report to the Technical Committee.
9. Documents all proceedings of the Working Group.
10. Performs other duties as directed by Technical Committee.

Secretariat: Statistician II, SSOD – Elizabeth Pajigal
 Statistician I, BSSD – Francisco Abutan Jr.

E. Working Group on Machine Processing

Chairman: Chief, BSSD – Katrina Esclamad

Co-Chairman: OIC-ISD – Dulce Regala

Members:

- Chief, Information Technology Operations Division – Elpidio Nogales Jr.
- Information Systems Analyst III, ITSRD – Noel Perez
- Computer Programmer III, ITSRD – Raymond Nimeno
- Computer Programmer II, ITSRD – Enrique Maglalang
- Statistician III, BSSD – Carole Blanco
- Statistician III, BSSD – Anilor Fontanilla
- Statistician III, BSSD – Jean Floirendo
- Statistician III, ISD – Anita Brevia
- Statistician III, ISD – Josephine Albino
- Statistician III, ISD – Felicidad Hebron
- Statistician II, BSSD – Stephen Bello
- Statistician II, BSSD – Emerson Aquino
- Statistician II, BSSD – Glen Polo
- Statistician II, ISD – Apolinario Rosario Jr.
- Statistician II, ISD – Thelma Lofranco
- Statistician II, ISD – Jonyper Molejon
- Statistician I, ISD – Myrly Lilia Cuachin
- Statistician I, SSOD – Myra Yepes
- Assistant Statistician, ISD – Petronila Gatdula
- Assistant Statistician, ITSD – Ismael Dayag Jr.

Terms of Reference:

1. Prepares tabulation formats and specifications.
2. Prepares machine edit specifications including Monitoring and Tracking System.
3. Prepares computer systems design.
4. Develops computer programs.
5. Prepares Machine Processing Manual.
6. Conducts bi-monthly meetings and other meetings as the need arises.
7. Submits monthly progress report to the Technical Committee.
8. Documents all proceedings of the Working Group.
9. Performs other duties as directed by Technical Committee.

Secretariat: Statistician I, BSSD – Miriam Dumalaog
Statistician I, BSSD – Randy Ami

This Designation Order shall take effect immediately and shall continue to be enforced until the completion of the duties and responsibilities as specified in the Terms of Reference. This Designation Order supersedes Designation Order No. 2010-22 issued on January 13, 2010.


CARMELITA N. ERICTA
Administrator

AO DAO
GAD HRMD BD
ITSD BSSD EIID ISD SSOD
All persons concerned

NSO PUBLICATIONS



ANNUAL POVERTY INDICATORS SURVEY
 ANNUAL SURVEY OF PHILIPPINE BUSINESS AND INDUSTRY
 CENSUS FACTS AND FIGURES
 CENSUS OF AGRICULTURE AND FISHERIES
 CENSUS OF PHILIPPINE BUSINESS AND INDUSTRY
 CENSUS OF POPULATION AND HOUSING
 CENTENNIAL PUBLICATION (SPECIAL EDITION)
 COMMODITY FLOW IN THE PHILIPPINES
 THE CONSUMER PRICE INDEX IN THE PHILIPPINES
 FAMILY INCOME AND EXPENDITURE SURVEY
 FAMILY PLANNING SURVEY
 FOREIGN TRADE STATISTICS OF THE PHILIPPINES
 FUNCTIONAL LITERACY, EDUCATION AND MASS MEDIA SURVEY (FLEMMS)
 HOUSEHOLD ENERGY CONSUMPTION SURVEY
 HOUSEHOLD SURVEY ON DOMESTIC VISITOR
 INTEGRATED SURVEY OF HOUSEHOLDS BULLETIN—LABOR FORCE SURVEY
 JOURNAL OF PHILIPPINE STATISTICS
 MATERNAL AND CHILD HEALTH SURVEY
 MONOGRAPHS (BASED ON 1990 CPH)
 MONTHLY BULLETIN OF STATISTICS
 MONTHLY INTEGRATED SURVEY OF SELECTED INDUSTRIES (MISI)
 AND PRODUCERS PRICE INDEX (PPI)
 NATIONAL DEMOGRAPHIC AND HEALTH SURVEY
 PHILIPPINE INPUT-OUTPUT TABLE
 PHILIPPINES IN FIGURES
 PHILIPPINE POPULATION PROJECTIONS
 PHILIPPINE YEARBOOK
 PROVINCIAL PROFILE
 NATIONAL QUICKSTAT
 REGIONAL QUICKSTAT
 GENDER QUICKSTAT
 SPECIAL RELEASE
 SPECIAL STUDIES
 SURVEY ON CHILDREN 5-17 YEARS OLD
 SURVEY ON OVERSEAS FILIPINOS
 VITAL STATISTICS REPORT

NSO PRODUCTS IN CD



PUBLIC USE FILES (PUF)

Annual Poverty Indicators Survey
 Census of Agriculture
 Census of Population and Housing
 Family Planning Survey
 Family Income and Expenditure Survey
 Functional Literacy, Education and Mass Media Survey (FLEMMS)
 Household Energy Consumption Survey
 Household Survey on Domestic Visitor
 Integrated Survey of Households Bulletin - Labor Force Survey
 Maternal and Child Health Survey
 National Demographic and Health Survey
 Survey on Children

Survey on Overseas Filipinos

OTHER PRODUCTS

DAIDS (ICE)
 CENSUS (Final Counts) on CD
 Consumer Price Index
 Vital Statistics Report in Excel

PORTABLE DOCUMENT FILES (PDF)

Annual Poverty Indicators Survey
 Annual Survey of Philippine Business and Industry
 Census of Population and Housing
 Census of Agriculture
 Census of Industries (Philippines)
 Census of Philippine Business and Industry
 Commodity Flow in the Philippines
 Family Income and Expenditure Survey
 Family Planning Survey
 Functional Literacy, Education and Mass Media Survey (FLEMMS)
 Foreign Trade Statistics of the Philippines
 Household Energy Consumption Survey
 Household Survey on Domestic Visitors
 Journal of Philippine Statistics
 Monthly Bulletin of Statistics
 National Demographic and Health Survey
 NSO Centennial
 Philippines in Figures
 Philippine Yearbook
 POPCEN 2007
 Survey on Overseas Filipinos
 Vital Statistics Report

NSO CONTACT INFORMATION

LOOKING
 FOR NSO
 ON THE WEB?
 VISIT US ON

<http://www.census.gov.ph>

<http://www.census.gov.ph/>

INTERESTED
 IN OUR
 PUBLICATIONS?
 WRITE OR CALL

DATABANK AND INFORMATION SERVICES DIVISION

EMAIL: info@census.gov.ph

TEL NOS.: (632) 714-1715

(632) 715-6430

TELEFAX: (632) 713-7081

DOING SOME
 RESEARCH WORK?
 VISIT OR CALL

NSO LIBRARY

MEZZANINE, SOLICAREL BLDG. II
 R. MAGSAYSAY BLVD., STA. MESA,
 MANILA

TEL: (632) 713-7090

ASKING ABOUT
 BIRTH, MARRIAGE
 OR DEATH
 CERTIFICATES?
 VISIT OR CONTACT

CIVIL REGISTRATION DEPARTMENT

VIBAL BLDG., TIMES ST.
 CORNER EDSA, QUEZON CITY

TEL NOS.: (632) 926-7294

(632) 926-7204

NSO HELPLINE PLUS

TEL: (632) 737-1111

<http://www.e-census.com.ph>

WANT UPDATES
 AND THE LATEST
 NEWS ON NSO?

NSO ON THE AIR

CENSUS SERBILIS SA RADYO

DZRB-RADYO NG BAYAN (738 KHZ)

EVERY SATURDAY, 6:15-7:00 AM

VERITAS SERBILIS SA BATAS

DZRV-RADIO VERITAS (846 KHZ)

EVERY WEDNESDAY, 4:00-5:00 PM

(WITH THE PUBLIC ATTORNEY'S OFFICE)