



SPECIAL RELEASE

2020 Annual Survey of Philippine Business and Industry Electricity, Gas, Steam and Air Conditioning Supply Section Final Results

Date of Release: 14 June 2023

Reference No. 2023-SSO-058

Table A. Comparative Summary Statistics for Electricity, Gas, Steam and Air Conditioning Supply Section: Philippines, 2019 and 2020

| Particulars | 2019 ^f | 2020 ^f | Growth Rate (%) |
|--|-------------------|-------------------|-----------------|
| Total Number of Establishments | 408 | 384 | (5.9) |
| Total Employment | 55,671 | 55,992 | 0.6 |
| Average Number of Workers per Establishment | 136 | 146 | 7.4 |
| Total Compensation (in thousand pesos) | 46,900,189 | 47,493,054 | 1.3 |
| Average Annual Compensation per Paid Employee (in pesos) | 845,125 | 848,848 | 0.4 |
| Total Revenue (in thousand pesos) | 1,184,746,202 | 1,214,593,306 | 2.5 |
| Total Expense (in thousand pesos) | 996,223,189 | 1,035,061,360 | 3.9 |
| Revenue per Expense Ratio | 1.19 | 1.17 | (1.3) |
| Total Subsidies (in thousand pesos) | 8,804,860 | 8,926,029 | 1.4 |

Notes: Growth rates are computed from actual values and may yield different results when computed manually.

f – final results

() – negative value

Source: Philippine Statistics Authority, 2019 and 2020 ASPBI (Final Results)



Management System
ISO 9001:2015
www.tuv.com
ID: 8108640991



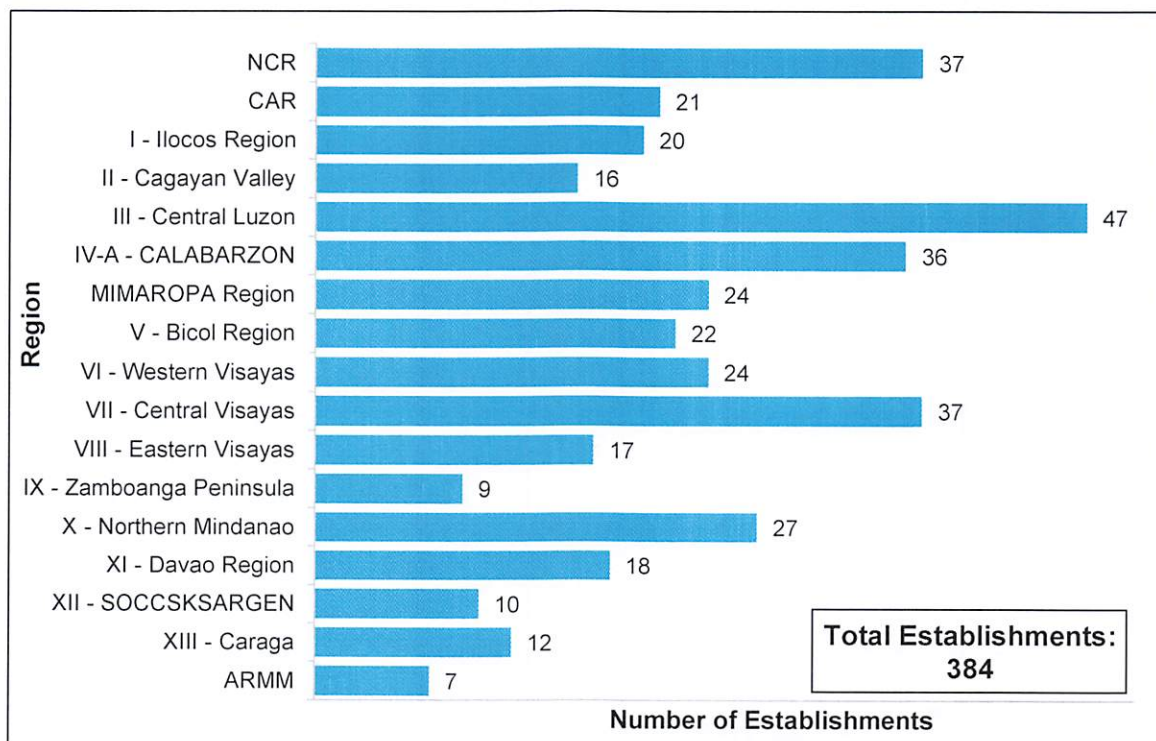
PSA Complex, East Avenue, Diliman, Quezon City, Philippines 1101
Telephone: (632) 938-5267
www.psa.gov.ph

Central Luzon registered the highest number of establishments

The final results of the Annual Survey of Philippine Business and Industry (ASPBI) showed that a total of 384 establishments in the formal sector of the economy were engaged in electricity, gas, steam and air conditioning supply in 2020. This represents a -5.9 percent decrease from the 408 establishments engaged in this section in 2019. (Tables A and 1)

Region-wise, Central Luzon registered the highest number with 47 establishments or 12.2 percent of the total. This was followed by Central Visayas and National Capital Region (NCR), which both had 37 establishments (9.6%). (Figure 1 and Table 3)

Figure 1. Distribution of Establishments Under Electricity, Gas, Steam and Air Conditioning Supply Section by Region: Philippines, 2020



Source: Philippine Statistics Authority, 2020 ASPBI (Final Results)

NCR employed the highest number of workers

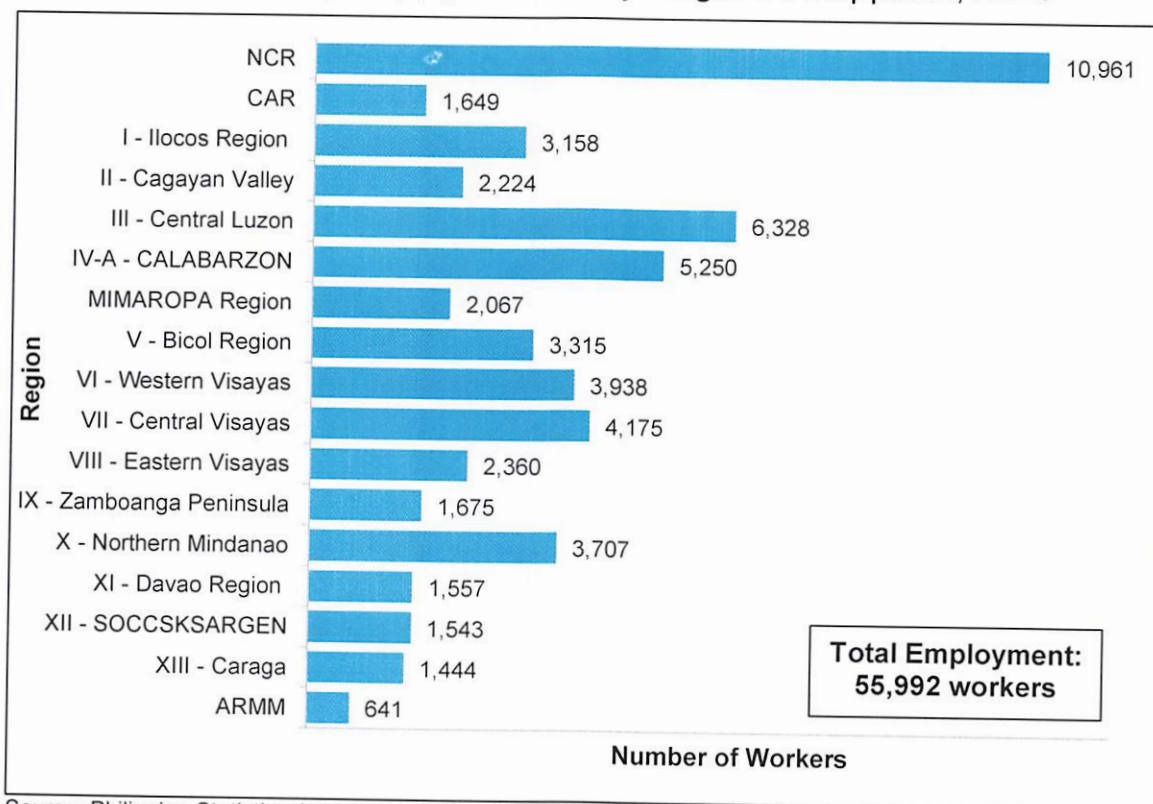
The section employed a total of 55,992 workers in 2020 from 55,671 workers in 2019, indicating an increase of 0.6 percent. Out of the total employment, 55,950 workers or 99.9 percent were paid workers,

Pr

while the remaining were working owners and unpaid workers. (Tables A and 1)

In 2020, NCR employed the highest number of employment with 10,961 workers or 19.6 percent of the total for the section. Central Luzon and CALABARZON followed with 6,328 workers (11.3%) and 5,250 workers (9.4%), respectively. (Figure 2 and Table 3)

Figure 2. Distribution of Employment for Electricity, Gas, Steam and Air Conditioning Supply Section by Region: Philippines, 2020



Source: Philippine Statistics Authority, 2020 ASPBI (Final Results)

On the average, the section employed 146 workers per establishment in 2020, which represents an increase of 7.4 percent from the average employment of 136 workers per establishment in 2019. NCR had the highest average of 296 workers per establishment. This was followed by Zamboanga Peninsula with 186 workers per establishment. On the other hand, the Cordillera Administrative Region (CAR) had the least average with 79 workers per establishment. (Tables A, 2, and 4)

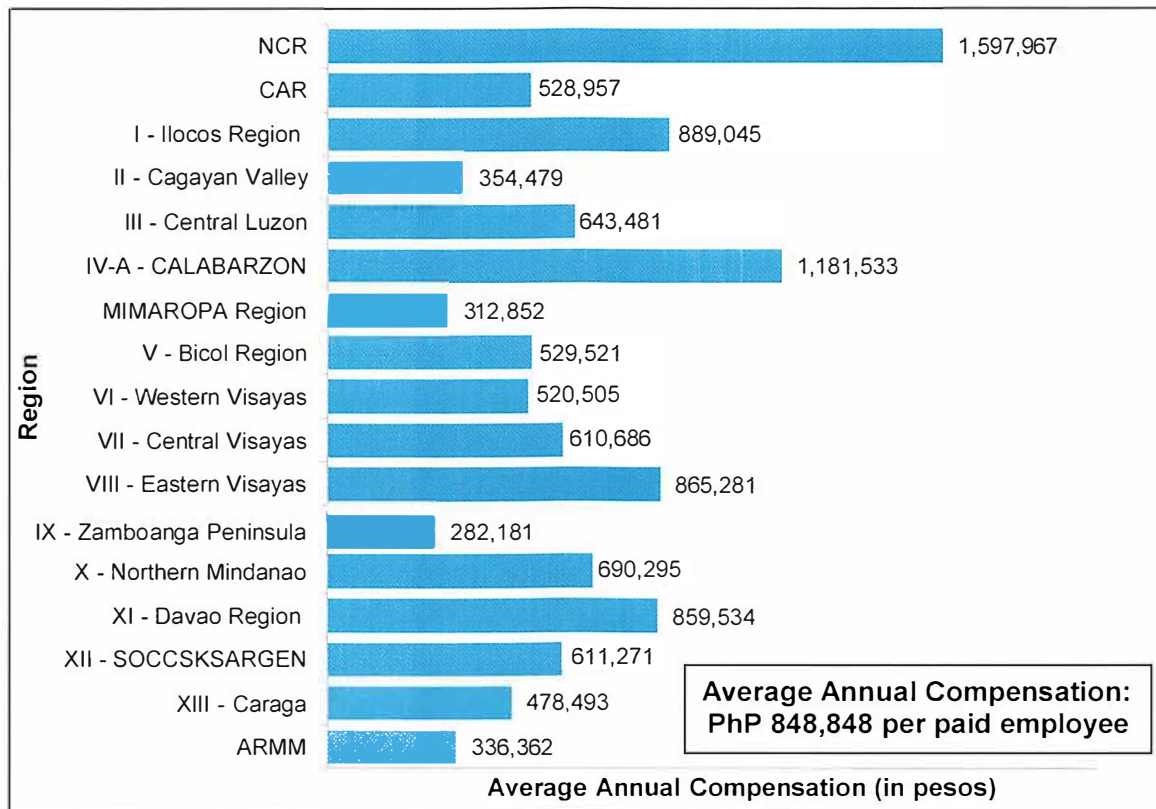
PN

Employees in NCR earned the highest average annual compensation per paid employee

The total compensation paid by the section in 2020 amounted to PhP 47.49 billion, translating to an average annual compensation of PhP 848.85 thousand per paid employee. This was 0.4 percent higher than the average annual compensation of PhP 845.13 thousand per paid employee in 2019. (Tables A, 1, and 2)

At the regional level, employees in NCR received the highest average annual pay of PhP 1.60 million per paid employee. This was followed by CALABARZON and Ilocos Region with average annual compensation per paid employee of PhP 1.18 million and PhP 0.89 million, respectively. These regions, including Eastern Visayas and Davao Region, paid average annual compensation higher than the national average. (Figure 3 and Table 4)

Figure 3. Average Annual Compensation per Paid Employee for Electricity, Gas, Steam and Air Conditioning Supply Section by Region: Philippines, 2020



Source: Philippine Statistics Authority, 2020 ASPBI (Final Results)

FN

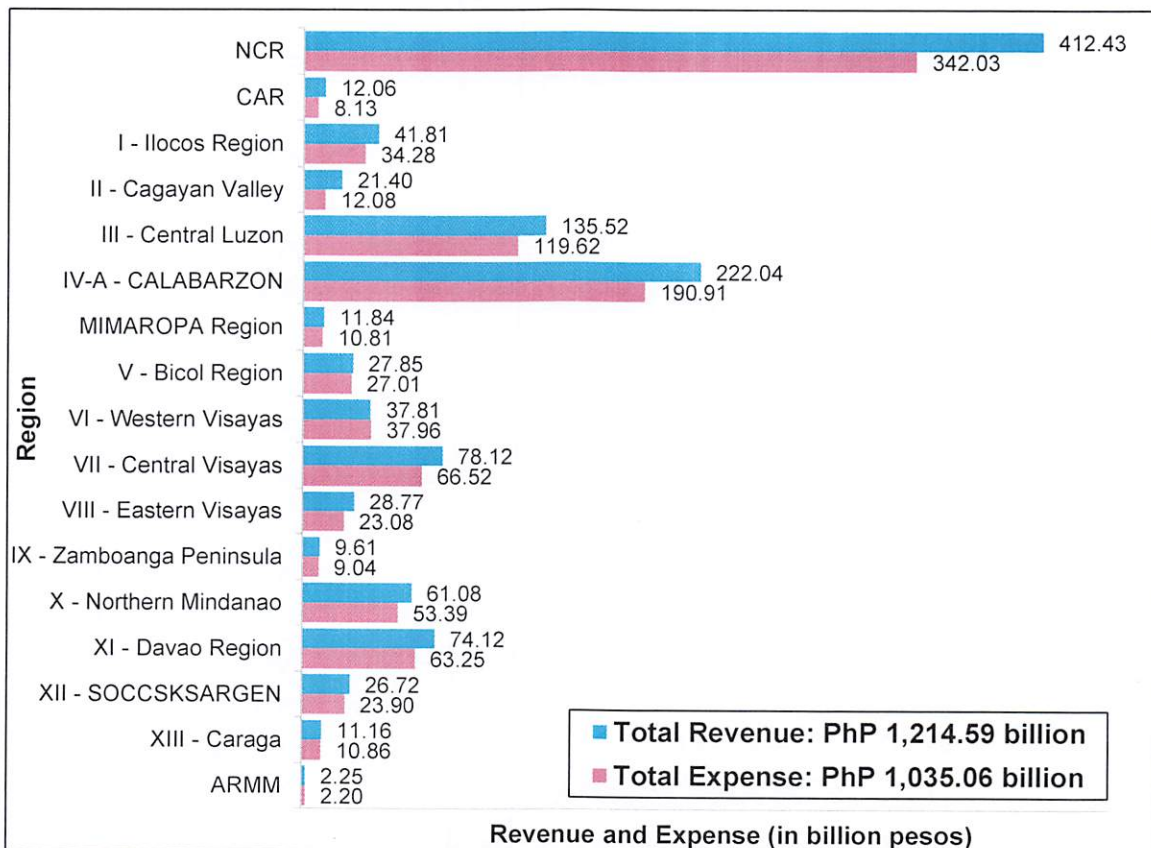
NCR contributed the highest share to the total revenue and total expense

The total revenue generated by the section in 2020 amounted to PhP 1.21 trillion, which records an increase of 2.5 percent from the previous year’s total revenue report of PhP 1.18 trillion. Meanwhile, the section incurred a total expense of PhP 1.04 trillion in 2020, which indicates an annual growth of 3.9 percent from PhP 1.00 trillion total expense in 2019. (Tables A and 1)

The top three regions in terms of revenue and expense for the section in 2020 were as follows:

1. NCR contributed the highest share to the total revenue and total expense, which amounted to PhP 412.43 billion (34.0%) and PhP 342.03 billion (33.0%), respectively;
2. CALABARZON with total revenue of PhP 222.04 billion (18.3%) and total expense of PhP 190.91 billion (18.4%); and
3. Central Luzon with total revenue and total expense of PhP 135.52 billion (11.2%) and PhP 119.62 billion (11.6%), respectively. (Figure 4 and Table 3)

Figure 4. Total Revenue and Total Expense for Electricity, Gas, Steam and Air Conditioning Supply Section by Region: Philippines, 2020



Source: Philippine Statistics Authority, 2020 ASPBI (Final Results)

Cagayan Valley posted the highest revenue per expense ratio


In 2020, the revenue per peso expense ratio for the section stood at 1.17, which reflects a decline of -1.3 percent from the recorded 1.19 revenue per expense ratio in the previous year. This indicates that for every peso spent in 2020, the section generated a corresponding revenue of PhP 1.17. (Tables A and 2)

Across regions, Cagayan Valley recorded the highest revenue per peso expense ratio at 1.77. This was followed by CAR and Eastern Visayas with revenue per expense ratio of 1.48 and 1.25, respectively. (Table 4)

Government granted PhP 8.93 billion subsidies to the section

Subsidies are grants received from the government in the form of financial assistance or tax exemption to aid and develop an industry. In 2020, the government supported the section through the provision of subsidies, which amounted to PhP 8.93 billion. This amount was 1.4 percent higher than the PhP 8.80 billion subsidies received in 2019. (Tables A and 1)

Among regions, Bicol Region received the highest subsidy of PhP 1.77 billion or 19.8 percent of the total subsidies received in 2020. This was followed by Northern Mindanao with subsidies amounting to PhP 1.24 billion (13.8%) and Central Visayas with PhP 0.92 billion (10.3%). (Table 3)



DIVINA GRACIA L. DEL PRADO, PhD
(Assistant National Statistician)
Officer-in-Charge, Deputy National Statistician
Sectoral Statistics Office


RCL/BE