

# PRESS RELEASE

## PHILIPPINE NATIONAL HEALTH ACCOUNTS 2016-2018

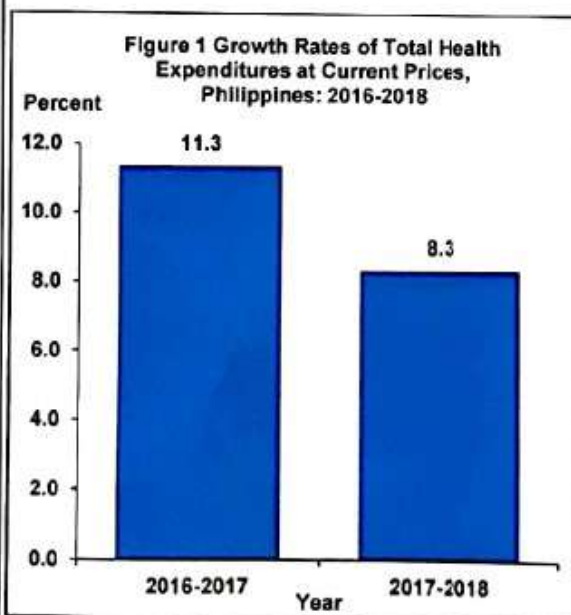
Date of Release: 17 October 2019

Reference No. 2019- 170

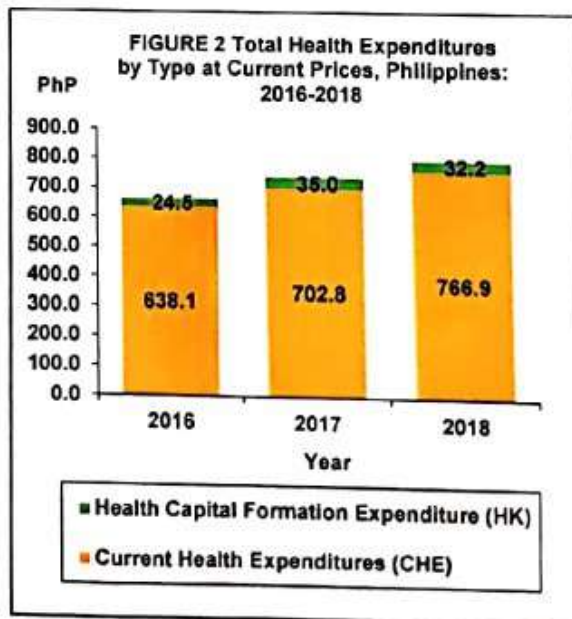
### Total Health Expenditures grew by 8.3 percent in 2018

The country's Total Health Expenditures at current prices grew by 8.3 percent in 2018 amounting to PhP 799.1 billion from PhP 737.8 billion in 2017. It contributed 4.6 percent to the Gross Domestic Product (GDP).

The 2018 Total Health Expenditures (THE) comprised of 96.0 percent Current Health Expenditures (CHE) and 4.0 percent Health Capital Formation Expenditures (HK) in government sector.



Source: Philippine Statistics Authority



\*HK in the government sector

Source: Philippine Statistics Authority

## Every Filipino spent PhP 7,496 for health in 2018

Per capita health spending of Filipinos in 2018 grew by 6.6 percent to PhP 7,496. In real terms, per capita health expenditure of Filipinos amounted to PhP 6,391.

ITEM	AMOUNT			GROWTH RATE (%)	
	2016 <sup>1</sup>	2017 <sup>1</sup>	2018	2016-2017	2017-2018
Per Capita Health Expenditure (in pesos, at <i>current</i> prices)	6,418.3	7,031.7	7,496.2	9.6	6.6
Per Capita Health Expenditure (in pesos, at <i>constant</i> prices) <sup>1/</sup>	5,921.0	6,306.4	6,390.6	6.5	1.3
Population (in millions) <sup>2/</sup>	103.2	104.9	106.6	1.6	1.6

<sup>1/</sup> Derived using the consumer price index (CPI) for all items, 2012=100

<sup>2/</sup> The annual estimates (as of July of the reference year) are based on official 2010 Census-based population projections (national level) using the estimation methodology approved by the PSA Board Resolution No. 1, Series of 2014.

These estimates are published and available on the PSA website: [https://psa.gov.ph/sites/default/files/attachment/s/hsd/pressrelease/Table4\\_9.pdf](https://psa.gov.ph/sites/default/files/attachment/s/hsd/pressrelease/Table4_9.pdf)

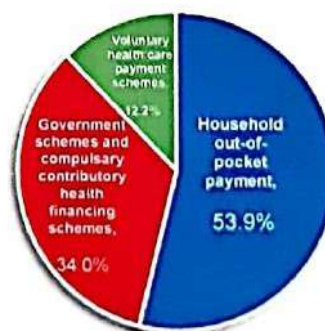
SOURCE: Philippine Statistics Authority

## Households spent the highest health expenditures in 2018

Household-out-of-pocket payment (OOP) was at PhP 413.0 billion, which is more than half (53.9 percent) of CHE in 2018. Health spending financed through government schemes and compulsory contributory health care financing schemes was at PhP 260.6 billion or 34.0 percent of CHE. Voluntary health care payment schemes contributed PhP 93.3 billion or 12.2 percent.

More than half (50.1 percent) of OOP amounting to PhP 206.7 billion were spent on pharmacies. Hospitals received the second largest amount of OOP, at PhP 148.8 billion. Bulk of hospital expenditures went to private general hospitals, at PhP 108.0 billion; followed by providers of ambulatory health care at PhP 55.7 billion or 13.5 percent and providers of ancillary services at PhP 1.7 billion or less than one percent.

FIGURE 3 Current Health Expenditures by Financing Scheme, Philippines: 2018



- Household out-of-pocket payment
- Government schemes and compulsory contributory health financing schemes
- Voluntary health care payment schemes

Source: Philippine Statistics Authority

**CLAIRE DENNIS S. MAPA, Ph.D.**

Undersecretary

National Statistician and Civil Registrar General

RPB/VRI/ABB