



In following-up, pls. cite DMS ref #
2023-BA-0093771-E

REPUBLIC OF THE PHILIPPINES
DEPARTMENT OF BUDGET AND MANAGEMENT
GENERAL SOLANO STREET, SAN MIGUEL, MANILA

ACKNOWLEDGEMENT RECEIPT

The **DEPARTMENT OF BUDGET AND MANAGEMENT** hereby acknowledges the receipt of your letter/request which has been uploaded to the DBM-Document Management System and routed to the appropriate office/s with the following information:

Sender: Central Office Accounting adcentraloffice2021@gmail.com - EMAIL-HARDCOPY
RECEIVED 7-19-2023

Document Title: PSA-FAR 4 AND FAR 5 FOR THE MONTH OF JUNE 2023_HARDCOPY
RECEIVED 7-19-2023

Document Reference No: 2023-BA-0093771-E

Date and Time Uploaded: Monday, July 10, 2023 4:33:22 PM

Uploaded By: CRD RECEIVING RACHEL ANN

Routed To: BMB-A Christine P. Santos


cc:

Total no. of pages received: 1 copy And 13 pages

The determination of the completeness of the documentary requirements submitted, if any, is subject to the evaluation of the technical person in charge.

This receipt is system generated and does not require signature.

Received by:



DOCUMENT
MANAGEMENT
SYSTEM

QUARTERLY REPORT OF REVENUE AND OTHER RECEIPTS
As at the Quarter Ending June 30, 2023




Department: National Economic and Development Authority (NEDA)
Agency: Philippine Statistics Authority
Operating Unit: Central Office
Organization Code (UACS): 240080100000
Fund Cluster: 01 - Regular Agency Fund


Classification/Sources of Revenue and Other Receipts	UACS CODE	REVENUE TARGET (Annual) per BESF	Actual Revenue and Other Receipts Collections					Cumulative Remittance/Deposits to Date			Variance		Remarks
			1st Quarter Ending March 31	2nd Quarter Ending June 30	3rd Quarter Ending Sept. 30	4th Quarter Ending Dec. 31	Total	Remittance to BTr	Deposited with AGDB	Total	Amount	%	
1	2	3	4	5	6	7	8=(4+5+6+7)	9	10	11=(9+10)	12=(8-3)	13=(12/3)	14
Regular Agency Fund		1,774,844,000.00	263,848,986.73	476,896,948.90	0.00	0.00	740,745,935.63	740,745,935.63		740,745,935.63	(1,034,098,064.37)	-58%	
Revenue Collections		1,774,844,000.00	263,848,986.73	476,896,948.90	0.00	0.00	740,745,935.63	740,745,935.63		740,745,935.63	(1,034,098,064.37)	-58%	
Cash Receipts		1,774,844,000.00	263,848,986.73	476,896,948.90	0.00	0.00	740,745,935.63	740,745,935.63		740,745,935.63	(1,034,098,064.37)	-58%	
Non-Tax		1,774,844,000.00	263,848,986.73	476,896,948.90	0.00	0.00	740,745,935.63	740,745,935.63		740,745,935.63	(1,034,098,064.37)	-58%	
Registration Fees	4020102000	3,536,000.00	3,300.00	3,800.00			7,100.00	7,100.00		7,100.00	(3,528,900.00)	-100%	
Other Verification and Authentication Fees	4020111099	1,767,779,000.00	257,987,661.42	468,560,050.50			726,547,711.92	726,547,711.92		726,547,711.92	(1,041,231,288.08)	-59%	
Income from Printing and Publication	4020215000	2,000.00					0.00			0.00	(2,000.00)	-100%	
Interest Income - Others	4020221099	10,000.00					0.00			0.00	(10,000.00)	-100%	
Fines and Penalties - Business Income	4020223000	564,000.00	930,733.90	121,935.06			1,052,668.96	1,052,668.96		1,052,668.96	488,668.96	0%	
Other Business Income	4020299099	2,901,000.00	4,927,291.41	8,211,163.34			13,138,454.75	13,138,454.75		13,138,454.75	10,237,454.75	353%	
Gain on Sale of Property, Plant and Equipment	4050104000	52,000.00					0.00			0.00	(52,000.00)	-100%	
TOTAL		1,774,844,000.00	263,848,986.73	476,896,948.90	0.00	0.00	740,745,935.63	740,745,935.63		740,745,935.63	(1,034,098,064.37)	-58%	


Certified Correct:

Recommending Approval:

Approved by:


ELIZABETH B. ONAG
Chief Accountant
Accounting Division


SOCRATES L. RAMORES
Assistant National Statistician
Finance and Administrative Service


CLAIRE DENNIS S. MAPA, PhD
Undersecretary
National Statistician and Civil Registrar General

QUARTERLY REPORT OF REVENUE AND OTHER RECEIPTS
As at the Quarter Ending June 30, 2023



Department: National Economic and Development Authority (NEDA)
Agency: Philippine Statistics Authority
Operating Unit: Central Office
Organization Code (UACS): 240080100000
Fund Cluster: 07 - Trust Receipts

Classification/Sources of Revenue and Other Receipts	UACS CODE	REVENUE TARGET (Annual) per BESF	Actual Revenue and Other Receipts Collections					Cumulative Remittance/Deposits to Date			Variance		Remarks
			1st Quarter Ending March 31	2nd Quarter Ending June 30	3rd Quarter Ending Sept. 30	4th Quarter Ending Dec. 31	Total	Remittance to BTr	Deposited with AGDB	Total	Amount	%	
1	2	3	4	5	6	7	8=(4+5+6+7)	9	10	11=(9+10)	12=(8-3)	13=(12/3)	14
Trust Receipts			22,710,010.20	15,705,854.66	0.00	0.00	38,415,864.86		38,415,864.86	38,415,864.86	38,415,864.86	0%	
Non-Revenue Collections/Other Receipts			22,710,010.20	15,705,854.66	0.00	0.00	38,415,864.86		38,415,864.86	38,415,864.86	38,415,864.86	0%	
Cash Receipts			22,710,010.20	15,705,854.66	0.00	0.00	38,415,864.86		38,415,864.86	38,415,864.86	38,415,864.86	0%	
Others			22,710,010.20	15,705,854.66	0.00	0.00	38,415,864.86		38,415,864.86	38,415,864.86	38,415,864.86	0%	
Trust Liabilities	2040101000		22,710,010.20	15,705,854.66			38,415,864.86		38,415,864.86	38,415,864.86	38,415,864.86	0%	
TOTAL			22,710,010.20	15,705,854.66	0.00	0.00	38,415,864.86		38,415,864.86	38,415,864.86	38,415,864.86	0%	

Certified Correct:

ELIZABETH B. ONAG,
Chief Accountant
Accounting Division

Recommending Approval:

SOCRATES L. RAMORES
Assistant National Statistician
Finance and Administrative Service

Approved by:

CLAIRE DENNIS S. MAPA, PhD
Undersecretary
National Statistician and Civil Registrar General

QUARTERLY REPORT OF REVENUE AND OTHER RECEIPTS
As at the Quarter Ending June 30, 2023

Department: National Economic and Development Authority (NEDA)
Agency: Philippine Statistics Authority
Operating Unit: All
Organization Code (UACS): 24008000000
Fund Cluster: 01 - Regular Agency Fund



Classification/Sources of Revenue and Other Receipts	UACS CODE	REVENUE TARGET (Annual) per BESF	Actual Revenue and Other Receipts Collections					Cumulative Remittance/Deposits to Date			Variance		Remarks
			1st Quarter Ending March 31	2nd Quarter Ending June 30	3rd Quarter Ending Sept. 30	4th Quarter Ending Dec. 31	Total	Remittance to BTr	Deposited with AGDB	Total	Amount	%	
1	2	3	4	5	6	7	8=(4+5+6+7)	9	10	11=(9+10)	12=(8-3)	13=(12/3)	14
Regular Agency Fund		1,781,642,072.00	265,951,695.66	478,901,680.06	0.00	0.00	744,853,375.72	744,862,449.39		744,862,449.39	(1,036,788,696.28)	-58%	
Revenue Collections		1,781,642,072.00	265,911,874.66	478,888,550.06	0.00	0.00	744,800,424.72	744,809,498.39		744,809,498.39	(1,036,841,647.28)	-58%	
Cash Receipts		1,781,642,072.00	265,911,874.66	478,888,550.06	0.00	0.00	744,800,424.72	744,809,498.39		744,809,498.39	(1,036,841,647.28)	-58%	
Non-Tax		1,781,642,072.00	265,911,874.66	478,888,550.06	0.00	0.00	744,800,424.72	744,809,498.39		744,809,498.39	(1,036,841,647.28)	-58%	
Registration Fees	4020102000	9,099,955.00	1,428,100.00	741,300.00			2,169,400.00	2,178,400.00		2,178,400.00	(6,930,555.00)	-76%	
Other Verification and Authentication Fees	4020111099	1,768,529,000.00	258,028,221.42	468,597,310.50			726,625,531.92	726,625,531.92		726,625,531.92	(1,041,903,468.08)	-59%	
Fines and Penalties - Service Income	4020114000	0.00	0.00	681,845.08			681,845.08	681,845.08		681,845.08	681,845.08	0%	
Income from Printing and Publication	4020215000	70,070.00	32,850.00	0.00			32,850.00	32,850.00		32,850.00	(37,220.00)	-53%	
Sale of Accountable Forms	4020216005	0.00	71,190.00	66,984.00			138,174.00	138,174.00		138,174.00	138,174.00	0%	
Interest Income - Others	4020221099	28,500.00	0.00	643.94			643.94	643.94		643.94	(27,856.06)	-98%	
Fines and Penalties - Business Income	4020223000	596,000.00	957,036.04	243,880.94			1,200,916.98	1,194,261.17		1,194,261.17	604,916.98	0%	
Other Business Income	4020299099	3,212,860.00	5,098,256.41	8,322,023.34			13,420,279.75	13,420,279.75		13,420,279.75	10,207,419.75	318%	
Gain on Sale of Property, Plant and Equipment	4050104000	105,687.00	5,352.64	0.00			5,352.64	5,352.64		5,352.64	(100,334.36)	-95%	
Other Gains	4050199000	0.00	4,500.00	0.00			4,500.00	4,500.00		4,500.00	4,500.00	0%	
Miscellaneous Income	4060999000	0.00	286,368.15	234,562.26			520,930.41	527,659.89		527,659.89	520,930.41	0%	
Non-Revenue Collections/Other Receipts		0.00	39,821.00	13,130.00	0.00	0.00	52,951.00	52,951.00		52,951.00	52,951.00	0%	
Cash Receipts		0.00	39,821.00	13,130.00	0.00	0.00	52,951.00	52,951.00		52,951.00	52,951.00	0%	
Non-Tax		0.00	13,800.00	0.00			13,800.00	13,800.00		13,800.00	13,800.00	0%	
Others	4020221099	0.00	13,800.00	0.00			13,800.00	13,800.00		13,800.00	13,800.00	0%	
Others		0.00	26,021.00	13,130.00	0.00	0.00	39,151.00	39,151.00		39,151.00	39,151.00	0%	
Due from Officers and Employees	1030502000	0.00	11,832.00	8,130.00			19,962.00	19,962.00		19,962.00	19,962.00	0%	
Advances for Operation Expenses	1990101000	0.00	13,800.00	0.00			13,800.00	13,800.00		13,800.00	13,800.00	0%	
Other Gains	4050199000	0.00	389.00	5,000.00			5,389.00	389.00		389.00	5,389.00	0%	
TOTAL		1,781,642,072.00	265,951,695.66	478,901,680.06	0.00	0.00	744,853,375.72	744,862,449.39		744,862,449.39	(1,036,788,696.28)	-58%	


Certified Correct:


ELIZABETH B. ONAG
Chief Accountant
Accounting Division

Recommending Approval:


SOCRATES L. RAMORES
Assistant National Statistician
Finance and Administrative Service

Approved by:


CLAIRE DENNIS S. MAPA, PhD
Undersecretary
National Statistician and Civil Registrar General