

# VITAL STATISTICS 2020

JANUARY - JUNE



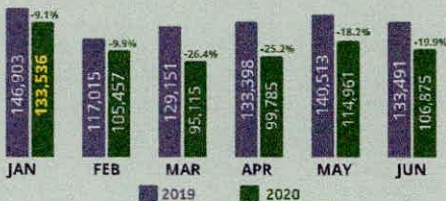
**TOP 5 PROVINCES**  
Most Number of Births

Cavite	4.0% (26,519)
Cebu	3.5% (22,984)
Bulacan	3.1% (20,392)
Rizal	3.1% (20,061)
Pangasinan	2.9% (19,240)

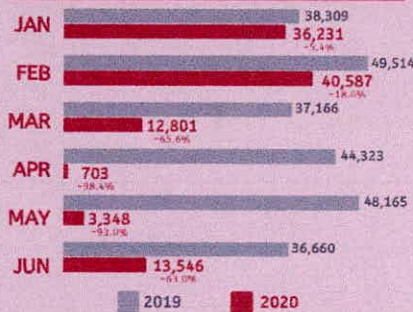
**TOP 5 CITIES**  
Most Number of Births

Quezon City	3.0% (19,746)
City of Manila	1.9% (12,404)
City of Caloocan	1.7% (11,273)
City of Davao	1.5% (9,828)
City of Cebu	1.2% (7,670)

**Number of Registered Births by Month**



**Number of Marriages by Month**



**TOP 5 PROVINCES**  
Most Number of Marriages

Pangasinan	4.7% (5,036)
Cavite	3.8% (4,105)
Batangas	3.4% (3,630)
Cebu	3.2% (3,429)
Negros Occidental	3.1% (3,356)

**TOP 5 CITIES**  
Most Number of Marriages

Quezon City	4.0% (4,248)
City of Manila	2.2% (2,402)
City of Davao	1.4% (1,497)
City of Caloocan	0.9% (993)
City of Dasmariñas	0.9% (978)




**TOP 5 PROVINCES**  
Most Number of Deaths

Cavite	3.8% (10,672)
Pangasinan	3.6% (10,102)
Bulacan	3.4% (9,704)
Cebu	3.3% (9,306)
Laguna	3.3% (9,249)

**TOP 5 CITIES**  
Most Number of Deaths

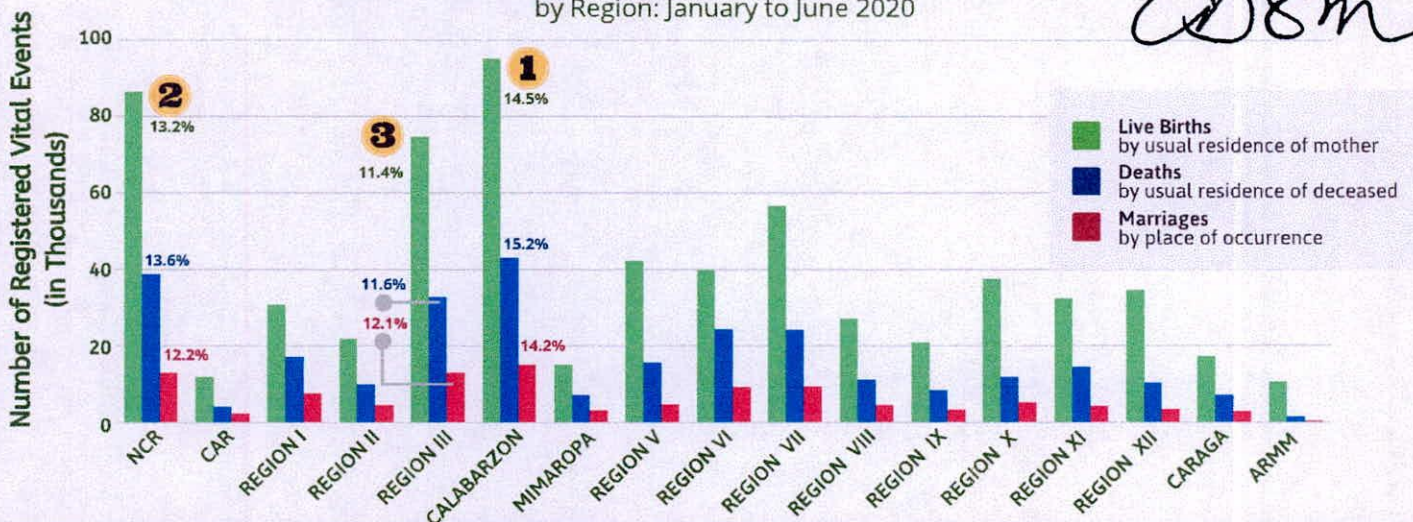
Quezon City	2.9% (8,113)
City of Manila	2.2% (6,161)
City of Davao	1.8% (5,138)
City of Caloocan	1.6% (4,683)
City of Cebu	1.4% (4,012)

**Number of Registered Deaths by Month**



## Number of Registered Vital Events

by Region: January to June 2020



Source: Philippine Statistics Authority, Civil Registration Service, Vital Statistics Division

Icons made by Freepik from www.flaticon.com

**Notes:**

- Figures are not adjusted for under-registration.
- The data presented herein are registered events that occurred from January to June 2020, with data files received by PSA-CRS until September 2020.
- Counts on Births include babies born in the Philippines whose mother's usual residence is in a foreign country.
- Counts on Deaths include individuals who died in the Philippines whose usual residence is in a foreign country.