



PHILIPPINE INFLATION RATE FOR ALL INCOME HOUSEHOLDS SEPTEMBER 2023 (2018=100)



Inflation Rate for All Income Households

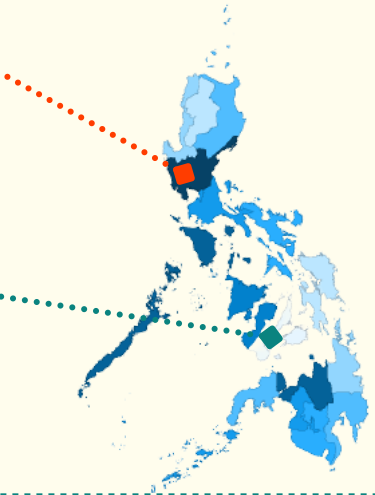
	SEPTEMBER 2022	AUGUST 2023	SEPTEMBER 2023
Philippines	6.9	5.3	6.1 ↑
National Capital Region (NCR)	6.5	5.9	6.1 ↑
Areas Outside NCR (AONCR)	7.0	5.2	6.0 ↑

Note: ↑ Increased relative to August 2023 Inflation

Inflation Rates for Areas Outside NCR Main Sources of Acceleration: Philippines

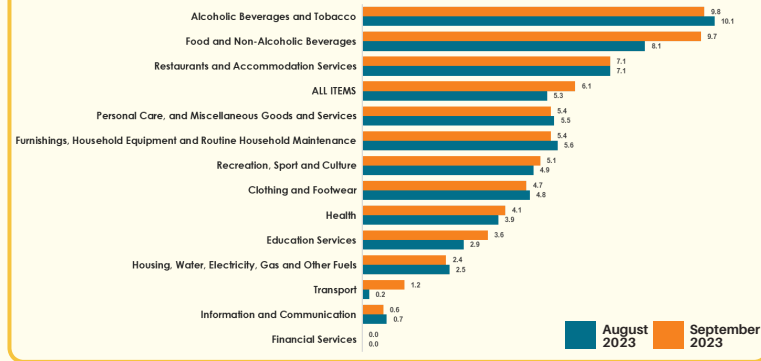
Highest Inflation Rate in AONCR
Region III (Central Luzon)
7.9

Lowest Inflation Rate in AONCR
Region VII (Central Visayas)
3.8

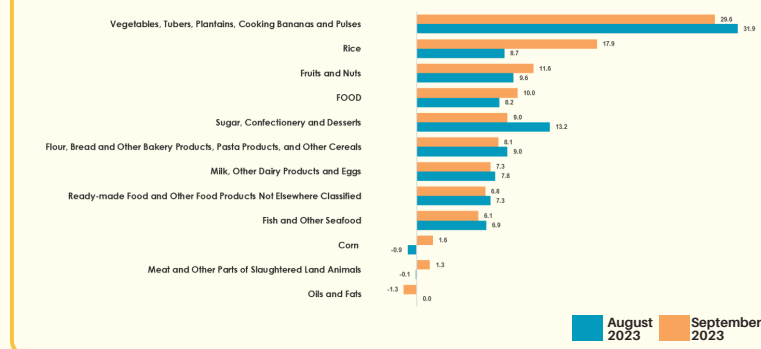


	Inflation for September 2023	% Share to the Uptrend
1. Food and Non-Alcoholic Beverages	9.7	84.4
2. Transport	1.2	12.6
3. Education Services	3.6	1.9

Inflation Rates by Commodity Group



Inflation Rates by Food Group



DID YOU KNOW?

Rice inflation in September 2023 at 17.9 percent is the highest in more than 14 years, since its 22.9 percent inflation rate in March 2009.