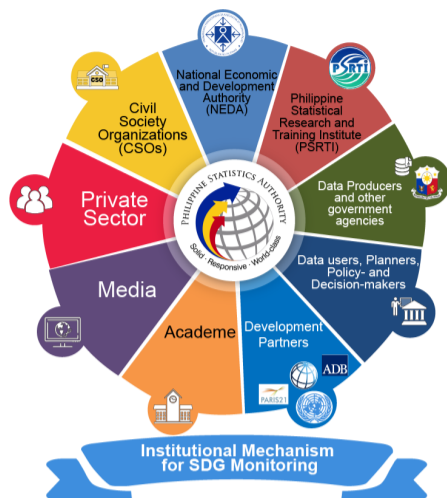


## About SDGs

The SDGs, also known as **Global Goals**, build on the success of the **Millennium Development Goals (MDGs)** and aim to go further to end all forms of poverty. The new Goals are unique in that all countries, poor, rich and middle-income, to take action and promote prosperity while protecting the planet. It is recognized that ending poverty must go hand-in-hand with strategies that build economic growth and addresses a range of social needs including education, health, social protection, and job opportunities, while tackling climate change and environmental protection. (UN.org)

### Transforming Our World: The 2030 Agenda for Sustainable Development

"This Agenda is a plan of action for **people, planet and prosperity**. It also seeks to strengthen universal **peace** in larger freedom. All countries and all stakeholders, acting in collaborative **partnership**, will implement this plan."



### Conduct of National Consultation/Assessment

#### PSDP 2018-2023 Chapter on SDG

Conduct of technical workshop for Philippine Statistical Development Program (PSDP) on SDG Monitoring Chapter 2018-2023 to identify issues and concerns and statistical development programs/projects in monitoring SDGs

Feb 2018

#### Regional SDG Assessment Workshops

Conduct of data assessment on the Philippine SDG indicators and identification of proxy and supplemental indicators at the sub-national level

Oct-Dec 2017

#### NEDA-PSA Workshop

Conduct of a technical workshop for preparation of final Philippine SDG indicators for approval of the PSA Board

Apr 2017

#### Bilateral Meetings with Major Data Source Agencies

Discussion of the results of the Multi-Sectoral Workshop on goals and indicators including identified proxy and supplemental indicators and metadata

Dec 2016

#### Development of Metadata for Tier 1 indicators

Conduct of technical workshop on the development of metadata of SDG indicators identified as Tier 1 in the Philippine context

Dec 2016

#### Data Revolution Roadmap for the SDGs

Conduct of a country workshop to discuss various tools and techniques towards building a Philippine Data Revolution Roadmap for the SDGs

Oct 2016

#### Assessment of WASH Indicators

Conduct of a technical workshop to finalize assessment of WASH and wastewater indicators in SDG 6 framework

July 2016

#### Multi-Sectoral Workshop

Conduct data assessment of the Global SDG indicators by accomplishing the SDG matrix based on the Philippine context. Provide initial proxy and supplemental indicators

11-12 May 2016

#### Multi-Sectoral Workshop

Identify relevant SDG indicators to be monitored in the Philippines

22 Oct 2015

#### Technical Workshop

Initially identify relevant SDG indicators and provide inputs to the global indicator framework

9-12 Oct 2015

#### Technical Workshop

Review and discuss the zero-draft of the outcome document for the UN Summit

June 2015

UN Member states, including the **PHILIPPINES**, have pledged to

**LEAVE NO ONE BEHIND.**

### Initial List of Philippine SDG Indicators

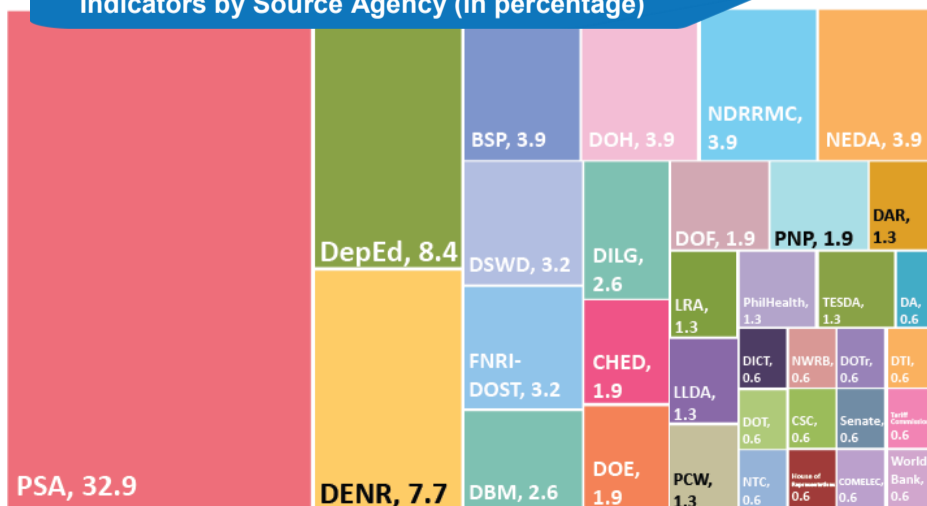
**17** GOALS

**97** TARGETS

**155** INDICATORS

"Approving and Adopting the Initial List of Sustainable Development Goals for Monitoring in the Philippines", PSA Board Resolution no. 09, Series of 2017; Initial list as of May 16, 2017.

### Distribution of the Initial List of Philippine SDG Indicators by Source Agency (in percentage)



# List of Philippine SDG Indicators

## 1 NO POVERTY

**Target 1.1** By 2030, eradicate extreme poverty for all people everywhere, currently measured as people living on less than \$1.25 a day  
1.1.1 Proportion of population below the international poverty line, by sex, age, employment status and geographical location (urban/rural)

**Target 1.2:** By 2030, reduce at least by half the proportion of men, women and children of all ages living in poverty in all its dimensions according to national definitions  
1.2.1 Proportion of population living below the national poverty line, by sex and age

**Target 1.4:** By 2030, ensure that all men and women, in particular the poor and the vulnerable, have equal rights to economic resources, as well as access to basic services, ownership and control over land and other forms of property, inheritance, natural resources, appropriate new technology and financial services, including microfinance  
1.4.1p1 Percentage of women ages 15-49 with a live birth in the five years preceding the survey who received antenatal care, delivery assistance, and postnatal care from health personnel for the most recent birth.  
1.4.1p2 Percentage of all women and currently married women ages 15-49 who have ever used any contraceptive methods  
1.4.1p3 Percentage of population that visited a health facility or sought advice or treatment in the 30 days preceding the survey  
1.4.1p4 Net Enrolment Rate in kindergarten  
1.4.1p5 Net Enrolment Rate in elementary  
1.4.1p6 Net Enrolment Rate in secondary education  
1.4.1p7 Proportion of families with access to safe water supply  
1.4.1p8 Proportion of families with sanitary toilet  
1.4.1p9 Proportion of families with owned or owner-like possession of housing units  
1.4.2p1 Proportion of families with access to secure tenure

**Target 1.5:** By 2030, build the resilience of the poor and those in vulnerable situations and reduce their exposure and vulnerability to climate-related extreme events and other economic, social and environmental shocks and disasters  
1.5.1 Number of deaths, missing persons and directly affected persons attributed to disasters per 100,000 population (Indicator is also found in 11.5.1 and 13.1.1)  
1.5.3 Number of countries that adopt and implement national disaster risk reduction strategies in line with the Sendai Framework for Disaster Risk Reduction 2015-2030 (Indicator is also found in 11.b.1 and 13.1.2)  
1.5.4 Proportion of local governments that adopt and implement local disaster risk reduction strategies in line with national disaster risk reduction strategies (Indicator is also found in 11.b.2 and 13.1.3)

**Target 1.a:** Ensure significant mobilization of resources from a variety of sources, including through enhanced development cooperation, in order to provide adequate and predictable means for developing countries, in particular least developed countries, to implement programmes and policies to end poverty in all its dimensions  
1.a.1p1 Proportion of national budget for direct poverty reduction program to the national budget  
1.a.2 Proportion of total government spending on essential services  
1.a.3 Sum of total grants and non-debt-creating inflows directly allocated to poverty reduction programmes as a proportion of GDP

**Target 1.1:** By 2030, eradicate extreme poverty for all people everywhere, currently measured as people living on less than \$1.25 a day  
1.1.1 Proportion of population below the international poverty line, by sex, age, employment status and geographical location (urban/rural)

## 2 ZERO HUNGER

**Target 2.1:** By 2030, end hunger and ensure access by all people, in particular the poor and people in vulnerable situations, including infants, to safe, nutritious and sufficient food all year round  
2.1.1p1 Proportion of households meeting 100% recommended energy intake

**Target 2.2:** By 2030, end all forms of malnutrition, including achieving, by 2025, the internationally agreed targets on stunting and wasting in children under 5 years of age, and address the nutritional needs of adolescent girls, pregnant and lactating women and older persons  
2.2.1 Prevalence of stunting (height for age <-2 standard deviation from the median of the World Health Organization (WHO) Child Growth Standards) among children under 5 years of age  
2.2.2 Prevalence of malnutrition (weight for height >+2 or <-2 standard deviation from the median of the WHO Child Growth Standards) among children under 5 years of age, by type (wasting and overweight)  
2.2.2.1 Prevalence of malnutrition for children under 5 years <-2 SD from the median of the WHO CGS (wasting)  
2.2.2.2 Prevalence of malnutrition for children under 5 years <+2 SD from the median of the WHO CGS (overweight)  
2.2.s1 Prevalence of micronutrient deficiencies (Vit. A, Iron)  
2.2.s2 Prevalence of exclusive breastfed children 0 to 5 months old

## 3 GOOD HEALTH AND WELL-BEING

**Target 3.1:** By 2030, reduce the global maternal mortality ratio to less than 70 per 100,000 live births  
3.1.2 Proportion of births attended by skilled health personnel  
3.1s1 Proportion of births delivered in a health facility

**Target 3.2:** By 2030, end preventable deaths of newborns and children under 5 years of age, with all countries aiming to reduce neonatal mortality to at least as low as 12 per 1,000 live births and under-5 mortality to at least as low as 25 per 1,000 live births  
3.2.1 Under-five mortality rate  
3.2.2 Neonatal mortality rate  
3.2s1 Infant Mortality Rate

**Target 3.3:** By 2030, end the epidemics of AIDS, tuberculosis, malaria and neglected tropical diseases and combat hepatitis, water-borne diseases and other communicable diseases  
3.3.1p1 Number of new HIV infections (newly diagnosed cases/year)  
3.3.2 Tuberculosis incidence per 100,000 population  
3.3.3 Malaria incidence per 100,000 population

Note:  
Indicators with "p" : denotes proxy indicators  
Indicators with "s" : denotes supplemental indicator

**Target 3.4:** By 2030, reduce by one third premature mortality from non-communicable diseases through prevention and treatment and promote mental health and well-being  
3.4.1 Mortality rate attributed to cardiovascular disease, cancer, diabetes or chronic respiratory disease

**Target 3.5:** Strengthen the prevention and treatment of substance abuse, including narcotic drug abuse and harmful use of alcohol  
3.5.1p1 Percentage of drug abuse cases or drug users who completed treatment  
3.5.2 Harmful use of alcohol, defined according to the national context as alcohol per capita consumption (aged 15 years and older) within a calendar year in litres of pure alcohol

**Target 3.6:** By 2020, halve the number of global deaths and injuries from road traffic accidents  
3.6.1 Death rate due to road traffic accidents per 100,000 population

**Target 3.7:** By 2030, ensure universal access to sexual and reproductive health-care services, including for family planning, information and education, and the integration of reproductive health into national strategies and programmes  
3.7.1 Proportion of women of reproductive age (aged 15-49 years) who have their need for family planning satisfied [provided] with modern methods  
3.7.2 Adolescent birth rate (aged 10-14 years; aged 15-19 years) per 1,000 women in that age group  
3.7s1 Contraceptive Prevalence Rate

**Target 3.8:** Achieve universal health coverage, including financial risk protection, access to quality essential health-care services and access to safe, effective, quality and affordable essential medicines and vaccines for all  
3.8.2 Number of people covered by health insurance or a public health system per 1,000 population  
3.8s1 Percent of population covered by the social health insurance  
3.8s2 Out-of-pocket health spending as percentage of total health expenditure

**Target 3.9:** By 2030, substantially reduce the number of deaths and illnesses from hazardous chemicals and air, water and soil pollution and contamination  
3.9.3 Mortality rate attributed to unintentional poisoning

**Target 3.a:** Strengthen the implementation of the World Health Organization Framework Convention on Tobacco Control in all countries, as appropriate.  
3.a.1 Age-standardized prevalence of current tobacco use among persons aged 15 years and older  
3.a.s1 Prevalence of current tobacco use

**Target 3.b:** Support the research and development of vaccines and medicines for the communicable and non-communicable diseases that primarily affect developing countries, provide access to affordable essential medicines and vaccines, in accordance with the Doha Declaration on the TRIPS Agreement and Public Health, which affirms the right of developing countries to use to the full the provisions in the Agreement on Trade-Related Aspects of Intellectual Property Rights regarding flexibilities to protect public health, and, in particular, provide access to medicines for all  
3.b.1p1 Proportion of Fully Immunized Children  
3.b.3p1 Percentage of public health facilities properly stocked with selected essential medicines

## 4 QUALITY EDUCATION

**Target 4.1:** By 2030, ensure that all girls and boys complete free, equitable and quality primary and secondary education leading to relevant and effective learning outcomes  
4.1.1 Proportion of children and young people: (a) in grades 2/3; (b) at the end of primary; and (c) at the end of lower secondary achieving at least a minimum proficiency level in (i) reading and (ii) mathematics, by sex  
4.1.s1 Completion Rate  
4.1.s2 Cohort Survival Rate  
4.1.s3 Dropout Rate or School Leavers Rate

**Target 4.2:** By 2030, ensure that all girls and boys have access to quality early childhood development, care and pre-primary education so that they are ready for primary education  
4.2.2 Participation rate in organized learning (one year before the official primary entry age), by sex

**Target 4.3:** By 2030, ensure equal access for all women and men to affordable and quality technical, vocational and tertiary education, including university  
4.3.1 Participation rate of youth in formal and non-formal education and training in the previous 12 months, by sex  
4.3.s1 Net Enrolment Rate in elementary education  
4.3.s2 Net Enrolment Rate in secondary education  
4.3.s3 Passing rate in licensure exam (HEd)  
4.3.s4 Certification rate (Technical-Vocational Education and Training (TVET))

**Target 4.4:** By 2030, substantially increase the number of youth and adults who have relevant skills, including technical and vocational skills, for employment, decent jobs and entrepreneurship  
4.4.1p1 Proportion of population with exposure to internet

**Target 4.5:** By 2030, eliminate gender disparities in education and ensure equal access to all levels of education and vocational training for the vulnerable, including persons with disabilities, indigenous peoples and children in vulnerable situations  
4.5.1 Parity indices (female/male, rural/urban, bottom/top wealth quintile and others such as disability status, indigenous peoples and conflict-affected, as data become available) for all education indicators on this list that can be disaggregated

**Target 4.6:** By 2030, ensure that all youth and a substantial proportion of adults, both men and women, achieve literacy and numeracy  
4.6.1 Percentage of population in a given age group achieving at least a fixed level of proficiency in functional (a) literacy and (b) numeracy skills, by sex

**Target 4.a:** Build and upgrade education facilities that are child, disability and gender sensitive and provide safe, non-violent, inclusive and effective learning environments for all  
4.a.1 Proportion of schools with access to: (a) electricity; (b) the Internet for pedagogical purposes; (c) computers for pedagogical purposes; (f) single-sex basic sanitation facilities; and (g) basic handwashing facilities (as per the WASH indicator definitions)

**Target 4.c:** By 2030, substantially increase the supply of qualified teachers, including through international cooperation for teacher training in developing countries, especially least developed countries and small island developing States  
4.c.s1 Faculty qualification (HEd)  
4.c.s2 Number of Technical-Vocational Education and Training (TVET) trainers trained

## 5 GENDER EQUALITY

**Target 5.1:** End all forms of discrimination against all women and girls everywhere.  
5.1.1 Whether or not legal frameworks are in place to promote, enforce and monitor equality and non-discrimination on the basis of sex

**Target 5.2:** Eliminate all forms of violence against all women and girls in the public and private spheres, including trafficking and sexual and other types of exploitation.  
5.2.1 Proportion of ever-partnered women and girls aged 15 years and older subjected to physical, sexual or psychological violence by a current or former intimate partner in the previous 12 months, by form of violence and by age  
5.2.2 Proportion of women and girls aged 15 years and older subjected to sexual violence by persons other than an intimate partner in the previous 12 months, by age and place of occurrence  
5.2.s1 Number of reported gender-based violence cases (includes e-VAW)  
5.2.s2 Number of reported abuse cases for women and children  
5.2.s3 Number of cases served by Department of Social Welfare and Development (DSWD) on violence against women and child abuse

**Target 5.3:** Eliminate all harmful practices, such as child, early and forced marriage and female genital mutilation  
5.3.1 Proportion of women aged 20-24 years who were married or in a union before age 15 and before age 18

**Target 5.5:** Ensure women's full and effective participation and equal opportunities for leadership at all levels of decision-making in political, economic and public life.  
5.5.1 Proportion of seats held by women in (a) national parliaments and (b) local governments  
5.5.2 Proportion of women in managerial positions  
5.5.s1 Percentage of firms owned by women (through business permits and licences system)

**Target 5.6:** Ensure universal access to sexual and reproductive health and reproductive rights as agreed in accordance with the Programme of Action of the International Conference on Population and Development and the Beijing Platform of Action and the outcome documents of their review conferences  
5.6.2 Number of countries with laws and regulations that guarantee full and equal access to women and men aged 15 years and older to sexual and reproductive health care, information and education

**Target 5.a:** Undertake reforms to give women equal rights to economic resources, as well as access to ownership and control over land and other forms of property, financial services, inheritance and natural resources, in accordance with national laws  
5.a.1p1 Number agricultural and residential land free patents issued to women and men  
5.a.1p2 Number of holders of emancipation patents and certificates of land ownership, certificate of ancestral land titles (CALTs), certificate of ancestral domain titles (CADTs) by sex, stewardship  
5.a.1p3 Number of women beneficiaries with secured land tenure in Residential areas

**Target 5.c:** Adopt and strengthen sound policies and enforceable legislation for the promotion of gender equality and the empowerment of all women and girls at all levels  
5.c.1 Proportion of countries with systems to track and make public allocations for gender equality and women's empowerment

## 6 CLEAN WATER AND SANITATION

**Target 6.3:** By 2030, improve water quality by reducing pollution, eliminating dumping and minimizing release of hazardous chemicals and materials, halving the proportion of untreated wastewater and substantially increasing recycling and safe reuse globally  
6.3.1p1 Volume of wastewater treated (industries)  
6.3.2p1 Proportion of monitored bodies of water with good ambient water quality

**Target 6.4:** By 2030, substantially increase water-use efficiency across all sectors and ensure sustainable withdrawals and supply of freshwater to address water scarcity and substantially reduce the number of people suffering from water scarcity  
6.4.2 Level of water stress: freshwater withdrawal as a proportion of available freshwater resources

**Target 6.5:** By 2030, implement integrated water resources management at all levels, including through transboundary cooperation as appropriate  
6.5.1p1 Percentage of implementation of programs and projects identified in the Integrated River Basin Master Plans (IRBMP)

**Target 6.a:** By 2030, expand international cooperation and capacity-building support to developing countries in water- and sanitation-related activities and programmes, including water harvesting, desalination, water efficiency, wastewater treatment, recycling and reuse technologies  
6.a.1 Amount of water- and sanitation-related official development assistance that is part of a government-coordinated spending plan

**Target 6.b:** Support and strengthen the participation of local communities in improving water and sanitation management  
6.b.1 Proportion of local administrative units with established and operational policies and procedures for participation of local communities in water and sanitation management  
6.b.s1. Number of functional WASH councils/ committees in LGUs  
6.b.s2 Number of local WASH ordinances strengthening WASH governance in the communities

## 7 AFFORDABLE AND CLEAN ENERGY

**Target 7.1:** By 2030, ensure universal access to affordable, reliable and modern energy services  
7.1.1 Proportion of population with access to electricity  
7.1.2 Proportion of population with primary reliance on clean fuels and technology

**Target 7.2** By 2030, increase substantially the share of renewable energy in the global energy mix  
7.2.1 Renewable energy share in the total final energy consumption

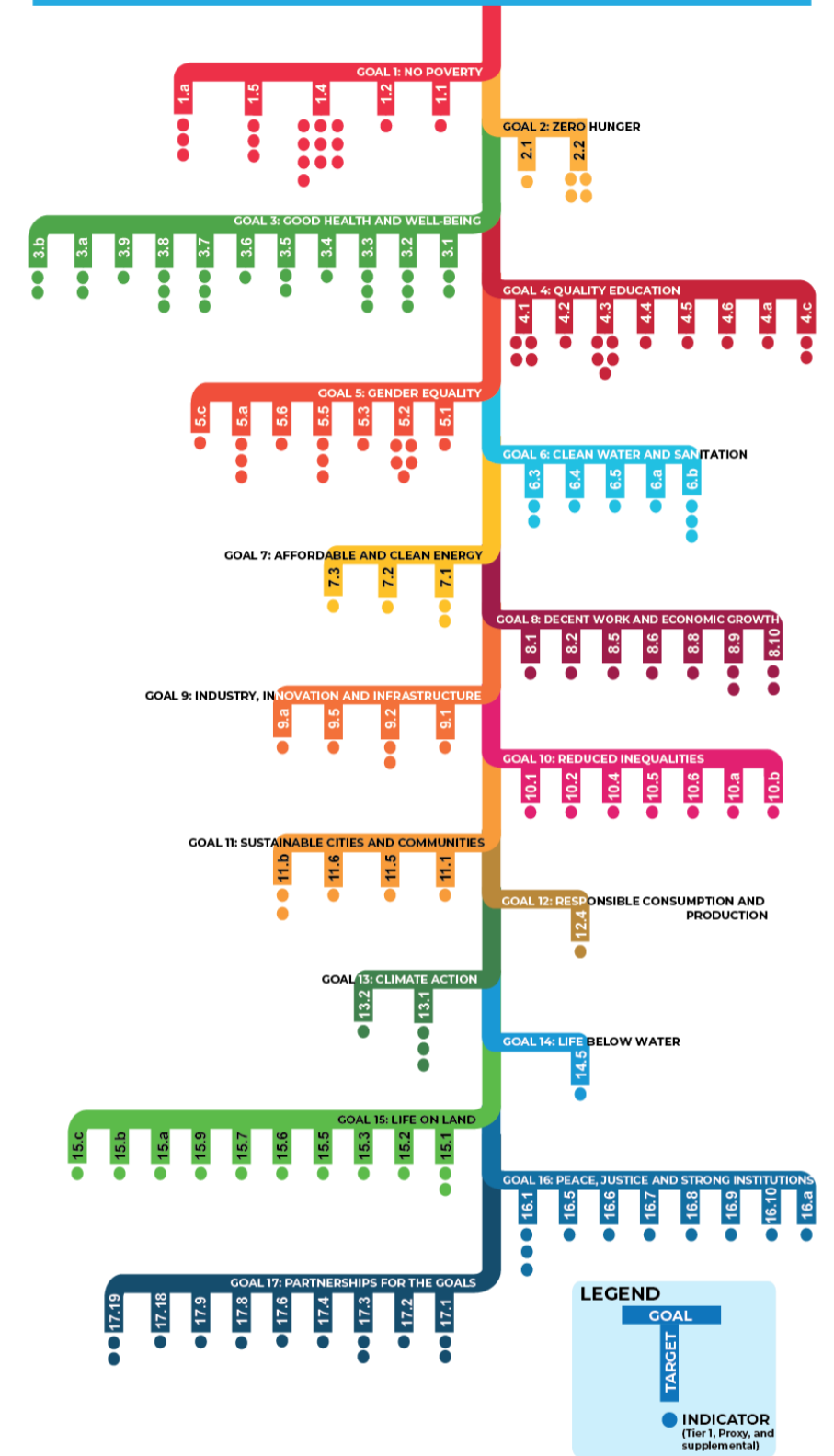
**Target 7.3** By 2030, double the global rate of improvement in energy efficiency  
7.3.1 Energy intensity measured in terms of primary energy and GDP

## 8 DECENT WORK AND ECONOMIC GROWTH

**Target 8.1** Sustain per capita economic growth in accordance with national circumstances and, in particular, at least 7 per cent gross domestic product growth per annum in the least developed countries  
8.1.1 Annual growth rate of real GDP per capita

**Target 8.2** Achieve higher levels of economic productivity through diversification, technological upgrading and innovation, including through a focus on high-value added and labour-intensive sectors  
8.2.1 Annual growth rate of real GDP per employed person

# PHILIPPINE SUSTAINABLE DEVELOPMENT GOALS TARGETS & INDICATORS



## 16 PEACE, JUSTICE AND STRONG INSTITUTIONS

**Target 16.1: Significantly reduce all forms of violence and related death rates everywhere**  
 16.1.1 Number of victims of intentional homicide per 100,000 population by sex and by age  
 16.1.s1 Number of murder cases  
 16.1.s2 Monthly average index crime rate

**Target 16.5: Substantially reduce corruption and bribery in all their forms**  
 16.5.1 Proportion of households who had at least one contact with a public official and who paid a bribe to a public official, or were asked for a bribe by those public officials during the previous 12 months

**Target 16.6 Develop effective, accountable and transparent institutions at all levels**  
 16.6.1 Primary government expenditures as a proportion of original approved budget, by sector (or by budget codes or similar)

**Target 16.7: Ensure responsive, inclusive, participatory and representative decision-making at all levels**  
 16.7.1 Proportions of positions (by sex, age, persons with disabilities and population groups) in public institutions (national and local legislatures, public service, and judiciary) compared to national distributions

**Target 16.8: Broaden and strengthen the participation of developing countries in the institutions of global governance**  
 16.8.1 Proportion of members and voting rights of developing countries in international organizations (Indicator is also found in 10.6.1)

**Target 16.9: By 2030, provide legal identity for all, including birth registration**  
 16.9.1 Proportion of children under 5 years of age whose births have been registered with a civil authority, by age

**Target 16.10: Ensure public access to information, and protect fundamental freedoms, in accordance with national legislation and international agreements**  
 16.10.2 Number of countries that adopt and implement constitutional, statutory and/or policy guarantees for public access to information

**Target 16.a Strengthen relevant national institutions, including through international cooperation, for building capacity at all levels, in particular in developing countries, to prevent violence and combat terrorism and crime**  
 16.a.1 Existence of independent national human rights institutions in compliance with the Paris Principles

## 17 PARTNERSHIPS FOR THE GOALS

**Target 17.1 Strengthen domestic resource mobilization, including through international support to developing countries, to improve domestic capacity for tax and other revenue collection**  
 17.1.1 Total government revenue as a proportion of GDP, by source  
 17.1.2 Proportion of domestic budget funded by domestic taxes

**Target 17.2 Developed countries to implement fully their official development assistance commitments, including the commitment by many developed countries to achieve the of 0.7 per cent of gross national income for official development assistance (ODA/GNI) to developing countries and 0.15 to 0.20 per cent of ODA/GNI to least developed countries; ODA providers are encouraged to consider setting a to provide at least 0.20 per cent of ODA/GNI to least developed countries**  
 17.2.1 Net official development assistance, total and to least developed countries, as a proportion of the Organization for Economic Cooperation and Development (OECD) Development Assistance Committee donors' gross national income (GNI)

**Target 17.3 Mobilize additional financial resources for developing countries from multiple sources**  
 17.3.1 Foreign direct investments (FDI), official development assistance and South-South Cooperation as a proportion of total domestic budget  
 17.3.2 Volume of remittances (in United States dollars) as a proportion of total GDP

**Target 17.4 Assist developing countries in attaining long-term debt sustainability through coordinated policies aimed at fostering debt financing, debt relief and debt restructuring, as appropriate, and address the external debt of highly indebted poor countries to reduce debt distress**  
 17.4.1 Debt service as a proportion of exports of goods and services

**Target 17.6 Enhance North-South, South-South and triangular regional and international cooperation on and access to science, technology and innovation and enhance knowledge-sharing on mutually agreed terms, including through improved coordination among existing mechanisms, in particular at the United Nations level, and through a global technology facilitation mechanism**  
 17.6.2 Fixed Internet broadband subscriptions per 100 inhabitants, by speed

**Target 17.8 Fully operationalize the technology bank and science, technology and innovation capacity-building mechanism for least developed countries by 2017 and enhance the use of enabling technology, in particular information and communications technology**  
 17.8.1 Proportion of individuals using the Internet

**Target 17.9 Enhance international support for implementing effective and targeted capacity-building in developing countries to support national plans to implement all the Sustainable Development Goals, including through North-South, South-South and triangular cooperation**  
 17.9.1 Dollar value of financial and technical assistance (including through North-South, South-South and triangular cooperation) committed to developing countries

**Target 17.18 By 2020, enhance capacity-building support to developing countries, including for least developed countries and small island developing States, to increase significantly the availability of high-quality, timely and reliable data disaggregated by income, gender, age, race, ethnicity, migratory status, disability, geographic location and other characteristics relevant in national contexts**  
 17.18.2 Number of countries that have national statistical legislation that complies with the Fundamental Principles of Official Statistics  
 17.18.3 Number of countries with a national statistical plan that is fully funded and under implementation, by source of funding

**Target 17.19 By 2030, build on existing initiatives to develop measurements of progress on sustainable development that complement gross domestic product, and support statistical capacity-building in developing countries**  
 17.19.1 Dollar value of all resources made available to strengthen statistical capacity in developing countries  
 17.19.2 Proportion of countries that (a) have conducted at least one population and housing census in the last 10 years; and (b) have achieved 100 per cent birth registration and 80 per cent death registration

**Target 11.b By 2020, substantially increase the number of cities and human settlements adopting and implementing integrated policies and plans towards inclusion, resource efficiency, mitigation and adaptation to climate change, resilience to disasters, and develop and implement, in line with the Sendai Framework for Disaster Risk Reduction 2015-2030, holistic disaster risk management at all levels**

11.b.1 Number of countries that adopt and implement national disaster risk reduction strategies in line with the Sendai Framework for Disaster Risk Reduction 2015-2030 (Indicator is also found in 1.5.3 and 13.1.2)  
 11.b.2 Proportion of local governments that adopt and implement local disaster risk reduction strategies in line with national disaster risk reduction strategies (Indicator is also found in 1.5.4 and 13.1.3)

## 12 RESPONSIBLE CONSUMPTION AND PRODUCTION

**Target 12.4 By 2020, achieve the environmentally sound management of chemicals and all wastes throughout their life cycle, in accordance with agreed international frameworks, and significantly reduce their release to air, water and soil in order to minimize their adverse impacts on human health and the environment**  
 12.4.2 Hazardous waste generated per capita and proportion of hazardous waste treated, by type of treatment

## 13 CLIMATE ACTION

**Target 13.1 Strengthen resilience and adaptive capacity to climate-related hazards and natural disasters in all countries**

13.1.1 Number of deaths, missing persons and directly affected persons attributed to disasters per 100,000 population (Indicator is also found in 1.5.1 and 11.5.1)  
 13.1.2 Number of countries that adopt and implement national disaster risk reduction strategies in line with the Sendai Framework for Disaster Risk Reduction 2015-2030 (Indicator is also found in 1.5.3 and 11.1.1)  
 13.1.3 Proportion of local governments that adopt and implement local disaster risk reduction strategies in line with national disaster risk reduction strategies (Indicator is also found in 1.5.4 and 11.1.2)

**Target 13.2: Integrate climate change measures into national policies, strategies and planning**

13.2.1 Number of countries that have communicated the establishment or operationalization of an integrated policy/strategy/plan which increases their ability to adapt to the adverse impacts of climate change, and foster climate resilience and low greenhouse gas emissions development in a manner that does not threaten food production (including a national adaptation plan, nationally determined contribution, national communication, biennial update report or other)

## 14 LIFE BELOW WATER

**Target 14.5: By 2020, conserve at least 10 per cent of coastal and marine areas, consistent with national and international law and based on the best available scientific information**  
 14.5.1 Coverage of protected areas in relation to marine areas

## 15 LIFE ON LAND

**Target 15.1: By 2020, ensure the conservation, restoration and sustainable use of terrestrial and inland freshwater ecosystems and their services, in particular forests, wetlands, mountains and drylands, in line with obligations under international agreements**  
 15.1.1 Forest area as a proportion of total land area  
 15.1.2 Proportion of important sites for terrestrial and freshwater biodiversity that are covered by protected areas, by ecosystem type

**Target 15.2: By 2020, promote the implementation of sustainable management of all types of forests, halt deforestation, restore degraded forests and substantially increase afforestation and reforestation globally**  
 15.2.1 Progress towards sustainable forest management

**Target 15.3: By 2030, combat desertification, restore degraded land and soil, including land affected by desertification, drought and floods, and strive to achieve a land degradation-neutral world**  
 15.3.1p1 Forest Cover Change ( from close to open forest)

**Target 15.5: Take urgent and significant action to reduce the degradation of natural habitats, halt the loss of biodiversity and, by 2020, protect and prevent the extinction of threatened species**  
 15.5.1 Red List Index

**Target 15.6: Promote fair and equitable sharing of the benefits arising from the utilization of genetic resources and promote appropriate access to such resources, as internationally agreed**  
 15.6.1 Number of countries that have adopted legislative, administrative and policy frameworks to ensure fair and equitable sharing of benefits

**Target 15.7: Take urgent action to end poaching and trafficking of protected species of flora and fauna and address both demand and supply of illegal wildlife products**  
 15.7.1 Proportion of traded wildlife that was poached or illicitly trafficked (Indicator is also found in 15.c.1.)

**Target 15.9 By 2020, integrate ecosystem and biodiversity values into national and local planning, development processes, poverty reduction strategies and accounts**  
 15.9.1 Progress towards national targets established in accordance with Aichi Biodiversity Target 2 of the Strategic Plan for Biodiversity 2011-2020

**Target 15.a: Mobilize and significantly increase financial resources from all sources to conserve and sustainably use biodiversity and ecosystems**  
 15.a.1 Official development assistance and public expenditure on conservation and sustainable use of biodiversity and ecosystems (Indicator is also found in 15.b.1.)

**Target 15.b: Mobilize significant resources from all sources and at all levels to finance sustainable forest management and provide adequate incentives to developing countries to advance such management, including for conservation and reforestation**  
 15.b.1 Official development assistance and public expenditure on conservation and sustainable use of biodiversity and ecosystems (Indicator is also found in 15.a.1.)

**Target 15.c Enhance global support for efforts to combat poaching and trafficking of protected species, including by increasing the capacity of local communities to pursue sustainable livelihood opportunities**  
 15.c.1 Proportion of traded wildlife that was poached or illicitly trafficked (Indicator is also found in 15.7.1.)

**Target 8.5: By 2030, achieve full and productive employment and decent work for all women and men, including for young people and persons with disabilities, and equal pay for work of equal value**  
 8.5.2 Unemployment rate, by sex, age and persons with disabilities

**Target 8.6: By 2020, substantially reduce the proportion of youth not in employment, education or training**  
 8.6.1 Proportion of youth (aged 15-24 years) not in education, employment or training

**Target 8.8: Protect labour rights and promote safe and secure working environments for all workers, including migrant workers, in particular women migrants, and those in precarious employment**  
 8.8.1 Frequency rates of fatal and non-fatal occupational injuries, by sex and migrant status

**Target 8.9 By 2030, devise and implement policies to promote sustainable tourism that creates jobs and promotes local culture and products**  
 8.9.1p1 Tourism direct GVA as a proportion of total GDP and in growth rate  
 8.9.2p1 Proportion of employed in tourism out of total employed

**Target 8.10 Strengthen the capacity of domestic financial institutions to encourage and expand access to banking, insurance and financial services for all**  
 8.10.1 (a) Number of commercial bank branches per 100,000 adults and (b) number of automated teller machines (ATMs) per 100,000 adults  
 8.10.2 Proportion of adults (15 years and older) with an account at a bank or other financial institution or with a mobile-money-service provider

## 9 INDUSTRY, INNOVATION AND INFRASTRUCTURE

**Target 9.1 Develop quality, reliable, sustainable and resilient infrastructure, including regional and trans-border infrastructure, to support economic development and human well-being, with a focus on affordable and equitable access for all**  
 9.1.2 Passenger and freight volumes, by mode of transport

**Target 9.2 Promote inclusive and sustainable industrialization and, by 2030, significantly raise industry's share of employment and gross domestic product, in line with national circumstances, and double its share in least developed countries**  
 9.2.1 Manufacturing value added as a proportion of GDP and per capita  
 9.2.2 Manufacturing employment as a proportion of total employment

**Target 9.5 Enhance scientific research, upgrade the technological capabilities of industrial sectors in all countries, in particular developing countries, including, by 2030, encouraging innovation and substantially increasing the number of research and development workers per 1 million people and public and private research and development spending**  
 9.5.1 Research and development expenditure as a proportion of GDP

**Target 9.a Facilitate sustainable and resilient infrastructure development in developing countries through enhanced financial, technological and technical support to African countries, least developed countries, landlocked developing countries and small island developing States**  
 9.a.1 Total official international support (official development assistance plus other official flows) to infrastructure

## 10 REDUCED INEQUALITIES

**Target 10.1 By 2030, progressively achieve and sustain income growth of the bottom 40 per cent of the population at a rate higher than the national average**  
 10.1.1 Growth rates of household expenditure or income per capita among the bottom 40 percent of the population and the total population

**Target 10.2 By 2030, empower and promote the social, economic and political inclusion of all, irrespective of age, sex, disability, race, ethnicity, origin, religion or economic or other status**  
 10.2.1 Proportion of people living below 50 per cent of median income, by age, sex and persons with disabilities

**Target 10.4 Adopt policies, especially fiscal, wage and social protection policies, and progressively achieve greater equality**  
 10.4.1 Labour share of GDP, comprising wages and social protection transfers

**Target 10.5 Improve the regulation and monitoring of global financial markets and institutions and strengthen the implementation of such regulations**  
 10.5.1 Financial Soundness Indicators

**Target 10.6: Ensure enhanced representation and voice for developing countries in decision-making in global international economic and financial institutions in order to deliver more effective, credible, accountable and legitimate institutions**  
 10.6.1 Proportion of members and voting rights of developing countries in international organizations (Indicator is also found in 16.8.1)

**Target 10.a Implement the principle of special and differential treatment for developing countries, in particular least developed countries, in accordance with World Trade Organization agreements**  
 10.a.1 Proportion of tariff lines applied to imports from least developed countries and developing countries with zero-tariff

**Target 10.b Encourage official development assistance and financial flows, including foreign direct investment, to States where the need is greatest, in particular least developed countries, African countries, small island developing States and landlocked developing countries, in accordance with their national plans and programmes**  
 10.b.1 Total resource flows for development, by recipient and donor countries and type of flow (e.g. official development assistance, foreign direct investment and other flows)

## 11 SUSTAINABLE CITIES AND COMMUNITIES

**Target 11.1: By 2030, ensure access for all to adequate, safe and affordable housing and basic services and upgrade slums**  
 11.1.1 p1 Proportion of urban population who are informal settlers

**Target 11.5 By 2030, significantly reduce the number of deaths and the number of people affected and substantially decrease the direct economic losses relative to global gross domestic product caused by disasters, including water-related disasters, with a focus on protecting the poor and people in vulnerable situations**  
 11.5.1 Number of deaths, missing persons and directly affected persons attributed to disasters per 100,000 population (Indicator is also found in 1.5.1 and 13.1.1)

**Target 11.6: By 2030, reduce the adverse per capita environmental impact of cities, including by paying special attention to air quality and municipal and other waste management**  
 11.6.2p1 Percentage of highly urbanized and other major urban centers within ambient air quality guidelines value increased