

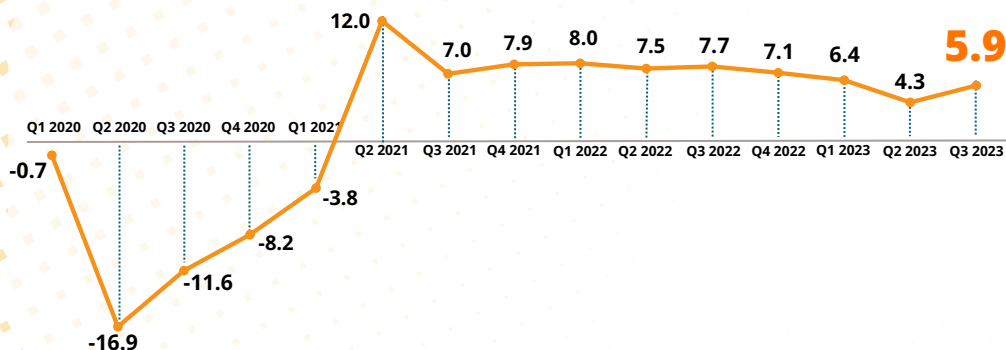
Year-on-Year Growth Rates, Q3 2023, in Percent

Gross Domestic Product **GDP** **5.9**

Gross National Income **GNI** **12.1**

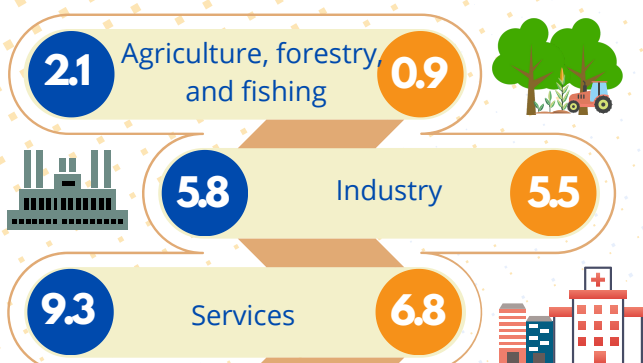
Net Primary Income **NPI** **12.5**

Gross Domestic Product, Year-on-Year Growth Rates, Q1 2020 - Q3 2023, in Percent



Year-on-Year Growth Rates, in Percent

MAJOR INDUSTRIES



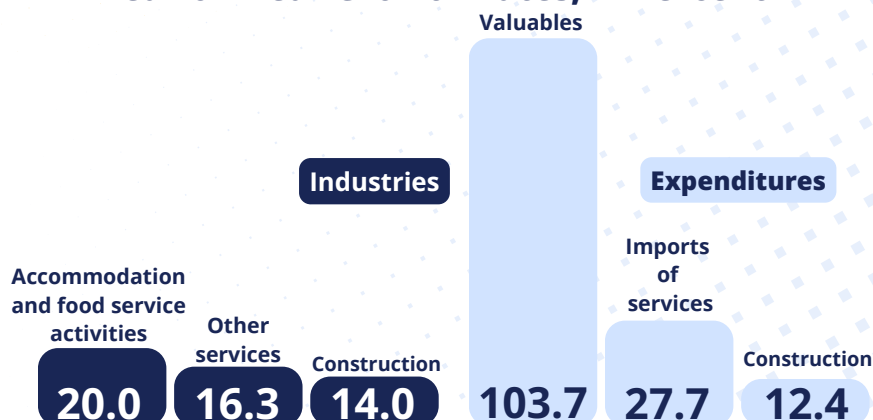
MAJOR EXPENDITURES




Legend:



Fastest Growths in Q3 2023, Year-on-Year Growth Rates, in Percent



Top Contributors to Q3 2023 Growth, Year-on-Year Growth Rates, in Percent



*Wholesale and retail trade; repair of motor vehicles and motorcycles



For Technical Inquiries:
eiad.staff@psa.gov.ph /
pad.staff@psa.gov.ph



Visit us at:
www.psa.gov.ph



Like us on Facebook:
/PSAgovph



Follow us on Twitter:
@PSAgovph



Management System
ISO 9001:2015
www.tuv.com
ID: 310564093

