



# 2017 ANNUAL SURVEY OF PHILIPPINE BUSINESS AND INDUSTRY



Final Results

## Manufacturing

for Establishments with Total Employment of 20 and Over

Manufacturing includes the **physical or chemical transformation** of materials, substances, or components into **new products**. Substantial alteration, renovation or reconstruction of goods is generally considered as manufacturing.

(2009 Philippine Standard Industrial Classification)

### ANNUAL SURVEY OF THE PHILIPPINES BUSINESS AND INDUSTRY (ASPBI)

is one of the designated statistical activities of the Philippines Statistics Authority (PSA). Data collected from the survey provide information on the levels, structure, performance and trends of economic activities of the formal sector in the entire country for the year 2017

**6,239**  
establishments



**180**  
workers  
per establishment



Total Employment



**1,125,766**  
workers

Total Compensation




**PhP355.5**  
billion

Average Annual  
Compensation



**PhP316,436**  
per worker

**99.8%**  
paid employees




Total Income

**PhP5.3**  
trillion



**1.16**  
income  
per peso expense



Total Expense

**PhP4.5**  
trillion



Note: Expense includes compensation.

# Did you know

The leading ...

Industry

Region

**12 of 100**  
establishments



Manufacture of other  
food products

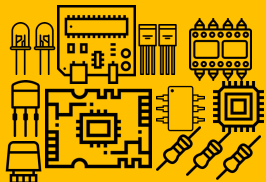


establishments



National Capital Region  
**35.3%**

**14 of 100**  
workers



Manufacture of electronic  
components



employment



CALABARZON  
**42.3%**

**PhP2.4**  
million



Manufacture of refined  
petroleum products




average annual  
compensation




Cordillera Administrative  
Region  
**PhP801,730**

**1.77**

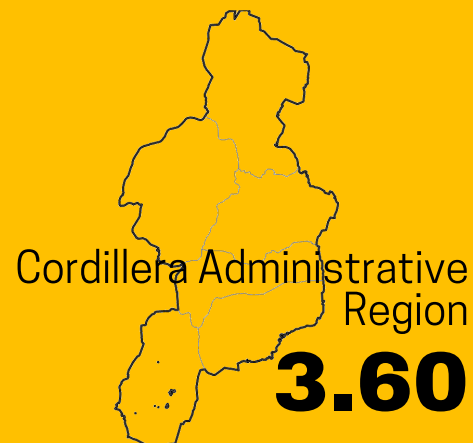


Manufacture of air  
and spacecraft and related  
machinery



income  
per peso expense

Note: Expense includes compensation.



Cordillera Administrative  
Region  
**3.60**

