




PHILIPPINE EXPORT AND IMPORT STATISTICS

MAY 2022 PRELIMINARY RESULTS

EXPORT  **\$ 6.31**
BILLION FOB VALUE

6.2%
INCREASE
Y-ON-Y GROWTH




IMPORT  **\$ 11.99**
BILLION FOB VALUE

31.4%
INCREASE
Y-ON-Y GROWTH




BOT-G  **\$ -5.68**
BILLION DEFICIT

78.6%
INCREASE
Y-ON-Y GROWTH

TOP THREE EXPORT COMMODITY GROUPS

- 1**  **\$ 3.47**
BILLION
ELECTRONIC PRODUCTS
- 2**  **\$ 0.36**
BILLION
OTHER MINERAL PRODUCTS
- 3**  **\$ 0.31**
BILLION
OTHER MANUFACTURED GOODS

TOP THREE IMPORT COMMODITY GROUPS

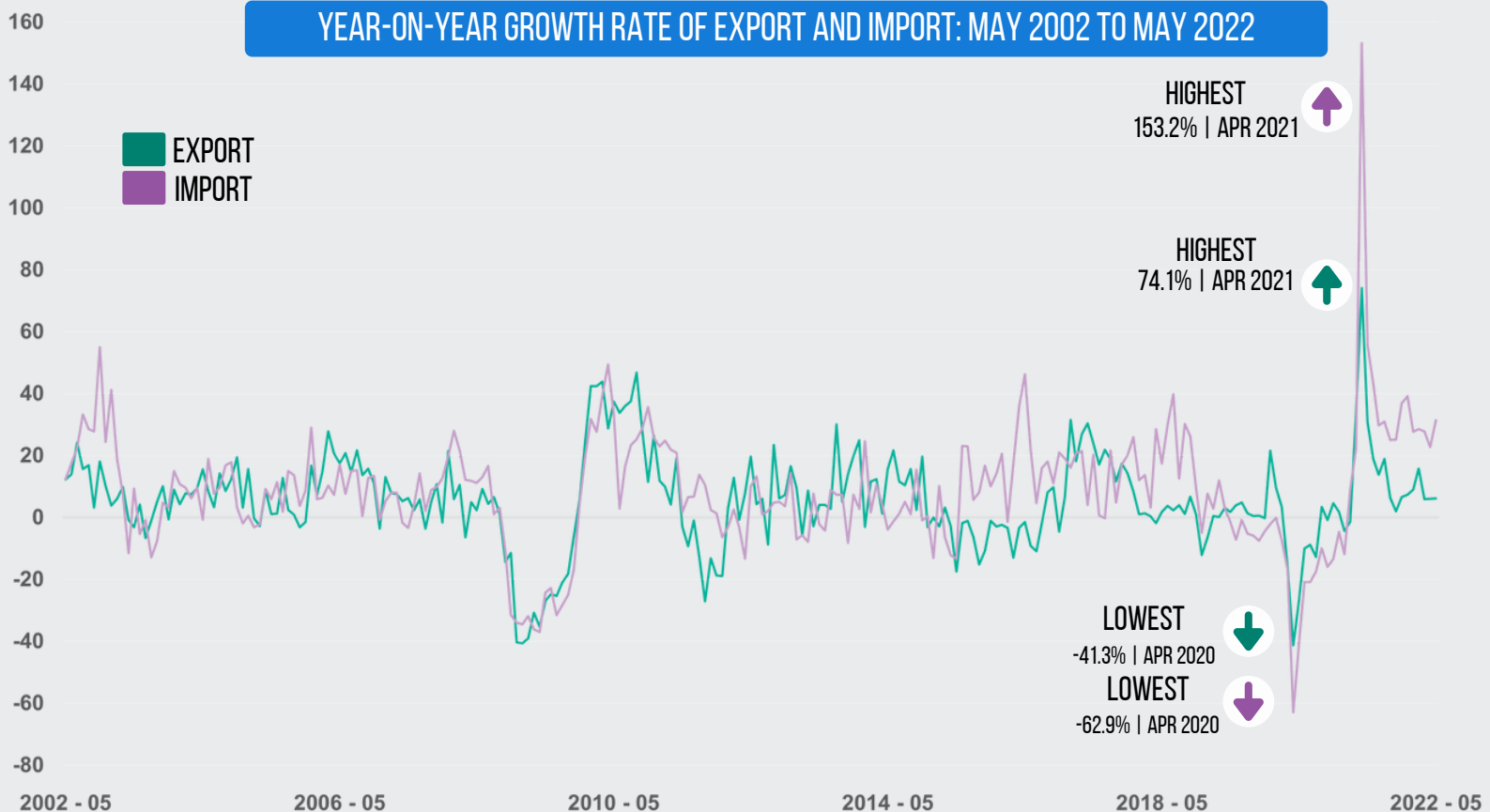
- 1**  **\$ 2.78**
BILLION
ELECTRONIC PRODUCTS
- 2**  **\$ 2.26**
BILLION
MINERAL FUELS, LUBRICANTS AND RELATED MATERIALS
- 3**  **\$ 0.91**
BILLION
TRANSPORT EQUIPMENT

HONG KONG **+ 0.62**
BILLION

HIGHEST SURPLUS AMONG MAJOR TRADING PARTNER

CHINA **- 1.57**
BILLION

HIGHEST DEFICIT AMONG MAJOR TRADING PARTNER



For Technical Inquiries
tsd.staff@psa.gov.ph

Visit us on
www.psa.gov.ph

Like us on Facebook
/PSAgovph

Follow us on Twitter
@PSAgovph