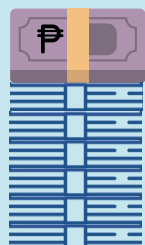


DOMESTIC TRADE STATISTICS

THIRD QUARTER 2023 (PRELIMINARY)

**ANNUAL
GROWTH RATE**
-38.3 %
3RD QUARTER 2023
60.2 %
3RD QUARTER 2022

PHP 309.46 BILLION



3RD QUARTER 2022

PHP 190.81 BILLION



3RD QUARTER 2023

6.47 MILLION TONS



3RD QUARTER 2022

4.90 MILLION TONS

3RD QUARTER 2023

**ANNUAL
GROWTH RATE**
-24.2 %
3RD QUARTER 2023
17.0 %
3RD QUARTER 2022

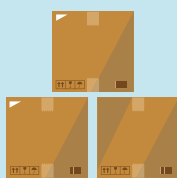
TOP THREE COMMODITIES IN TERMS OF VALUE

PHP 80.06 BILLION




MACHINERY AND TRANSPORT
EQUIPMENT

PHP 29.98 BILLION



MANUFACTURED GOODS
CLASSIFIED CHIEFLY BY MATERIAL

PHP 23.87 BILLION



FOOD AND LIVE ANIMALS

TOP THREE COMMODITIES IN TERMS OF QUANTITY

1.31 MILLION TONS




MINERAL FUELS, LUBRICANTS
AND RELATED MATERIALS

0.80 MILLION TONS



MACHINERY AND TRANSPORT
EQUIPMENT

0.73 MILLION TONS



COMMODITIES AND TRANSACTIONS
NOT CLASSIFIED ELSEWHERE
IN THE PSCC

TOP THREE REGIONS IN TERMS OF VALUE AND QUANTITY

NATIONAL CAPITAL REGION

PHP 43.66

CENTRAL LUZON

1.44

BICOL REGION

0.71

EASTERN VISAYAS

PHP 23.03

CENTRAL VISAYAS

PHP 50.80

CENTRAL VISAYAS

0.66

NOTE: VALUE IN BILLION PESOS
QUANTITY IN MILLION TONS

COASTWISE

VALUE BY MODE OF TRANSPORT

AIR

PHP 190.74 BILLION

PHP 0.08 BILLION



22 Nov 2023

FOR: DNS DIVINA GRACIA L. DEL PRADO, PhD