

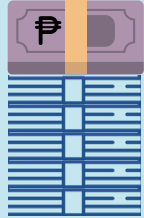


DOMESTIC TRADE STATISTICS

FOURTH QUARTER 2022 (PRELIMINARY)

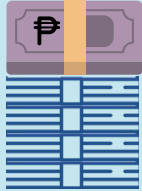
ANNUAL GROWTH RATE
-8.3%
 4TH QTR 2022
6.6%
 4TH QTR 2021

PHP 177.43 BILLION



4th Quarter 2021


PHP 162.74 BILLION



4th Quarter 2022

5.63 MILLION TONS

4.29 MILLION TONS



4th Quarter 2021

4th Quarter 2022

ANNUAL GROWTH RATE
-23.8%
 4TH QTR 2022
19.6%
 4TH QTR 2021


TOP THREE COMMODITIES IN TERMS OF VALUE

PHP 64.44 BILLION



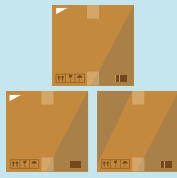
MACHINERY AND TRANSPORT EQUIPMENT

PHP 34.32 BILLION



FOOD AND LIVE ANIMALS

PHP 27.21 BILLION



MANUFACTURED GOODS CLASSIFIED CHIEFLY BY MATERIAL


TOP THREE COMMODITIES IN TERMS OF QUANTITY

1.32 MILLION TONS



MINERAL FUELS, LUBRICANTS AND RELATED MATERIALS

0.80 MILLION TONS



FOOD AND LIVE ANIMALS

0.77 MILLION TONS



MACHINERY AND TRANSPORT EQUIPMENT

TOP THREE REGIONS IN TERMS OF VALUE AND QUANTITY

EASTERN VISAYAS

PHP 31.69

CENTRAL LUZON

1.39

WESTERN VISAYAS

0.52

WESTERN VISAYAS

PHP 31.41

CENTRAL VISAYAS

PHP 40.49

CENTRAL VISAYAS

1.04

NOTE: VALUE IN BILLION PESOS
 QUANTITY IN MILLION TONS

COASTWISE

VALUE BY MODE OF TRANSPORT

AIR

PHP 162.69 BILLION

PHP 0.04 BILLION



For Technical Inquiries
tsd.staff@psa.gov.ph



Visit us on
www.psa.gov.ph



Like us on Facebook
 PSAgovph



Follow us on Twitter
 @PSAgovph