



Single Population

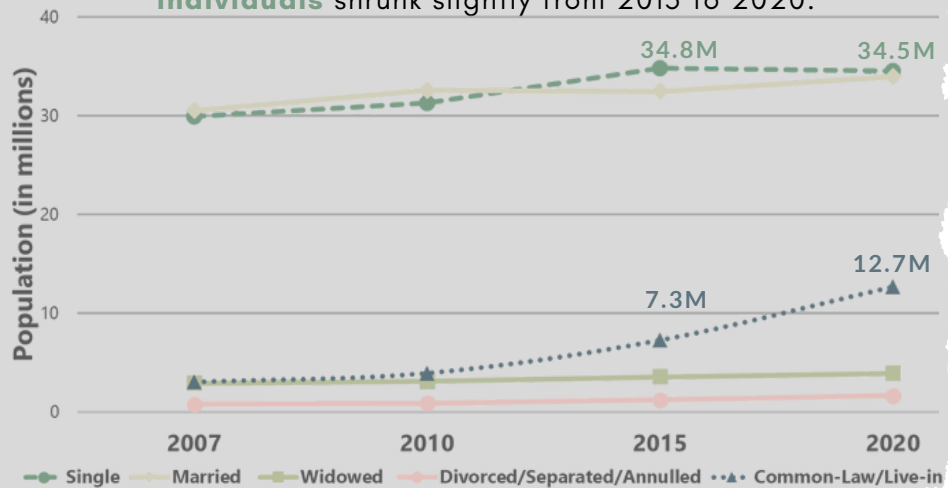
IN THE PHILIPPINES

34,487,076

SINGLE PERSONS AGED
10 YEARS AND OVER

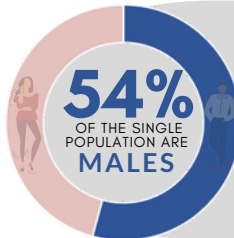
(AS OF 01 MAY 2020)

While persons in **common-law/live-in** marital arrangement continued to increase since 2010, the number of **single individuals** shrunk slightly from 2015 to 2020.



SEX RATIO

(number of males per 100 females)
AMONG SINGLE PERSONS
BY PROVINCE/HUC:
2020



There are **more single males than females** across all regions and across age groups below 60 years old.

111.8

National Capital Region

Davao de Oro, Davao Occidental, and Apayao had the highest sex ratio while Sulu, City of San Juan, and Lanao del Sur had the lowest.

98.9

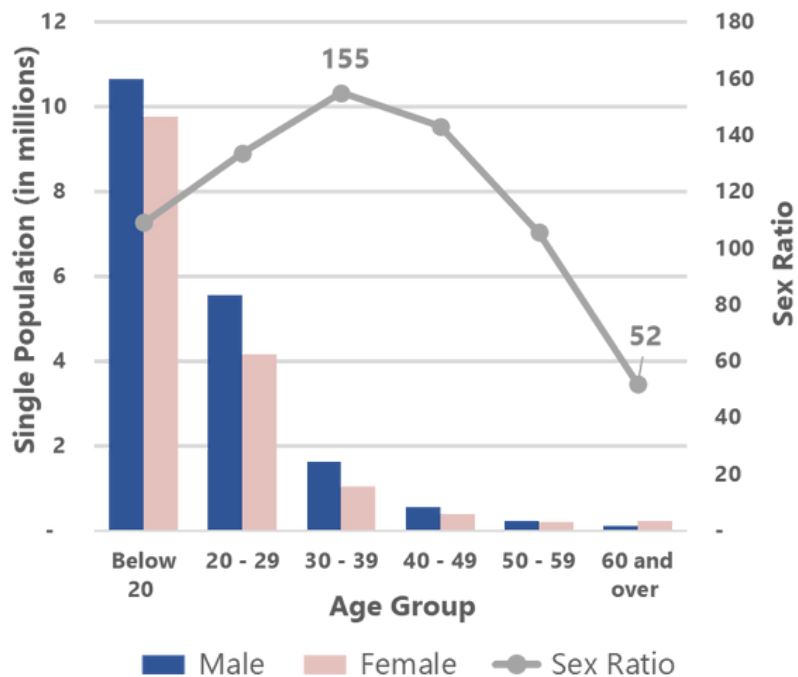
Lanao del Sur

133.2

Davao de Oro

LEGEND:

- 98.9 - 111.8
- 111.9 - 116.7
- 116.8 - 121.9
- 122.0 - 124.4
- 124.5 - 133.2



For technical inquiries
phcd.staff@psa.gov.ph



Visit us at
www.psa.gov.ph



Follow us on Twitter
Philippine Statistics Authority



Like us on Facebook
Philippine Statistics Authority