



PHILIPPINE INFLATION RATE FOR ALL INCOME HOUSEHOLDS DECEMBER 2023 (2018=100)



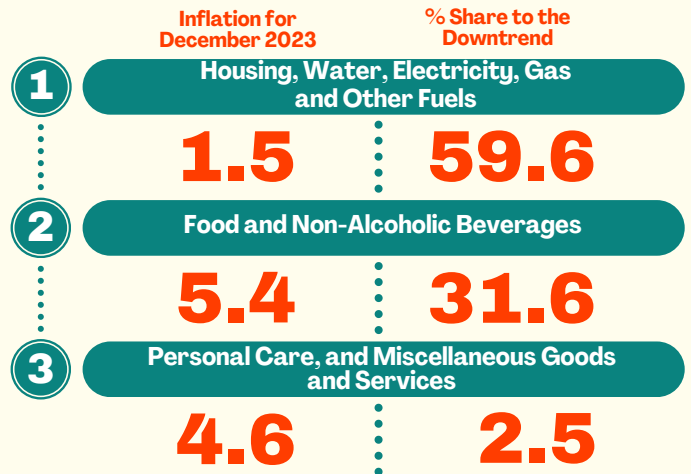
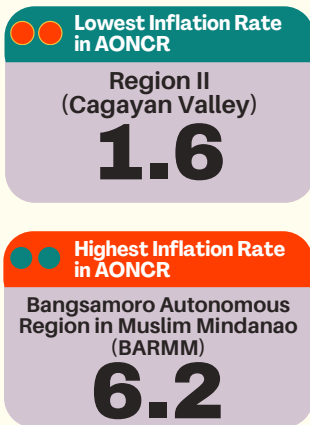
Inflation Rate for All Income Households

	DECEMBER 2022	NOVEMBER 2023	DECEMBER 2023
Philippines	8.1	4.1	3.9 ↓
National Capital Region (NCR)	7.6	4.2	3.5 ↓
Areas Outside NCR (AONCR)	8.2	4.1	4.0 ↓

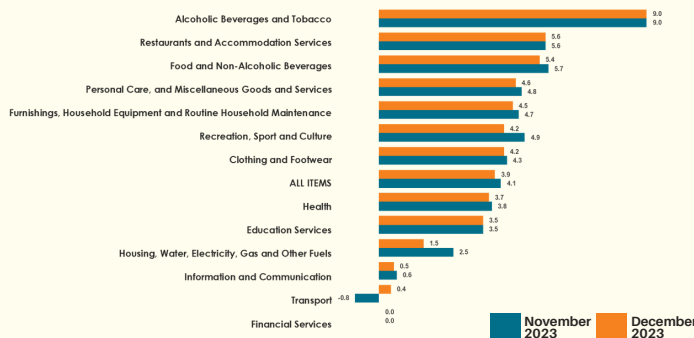
Note: ↓ Decreased relative to November 2023 Inflation

Inflation Rates for Areas Outside NCR

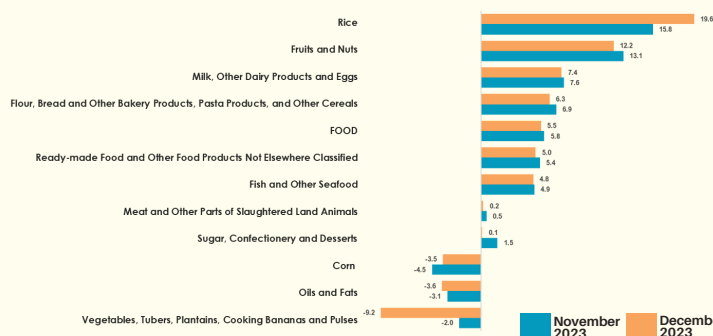
Main Sources of Deceleration: Philippines



Inflation Rates by Commodity Group



Inflation Rates by Food Group



The 3.9 percent inflation rate in December 2023 is the lowest since the 3.0 percent inflation rate recorded in February 2022.

CSM



CPIs and Inflation Rates by Province and Selected Cities are posted at <https://openstat.psa.gov.ph/Database/Prices/Price-Indices>

For technical inquiries:
psd.staff@psa.gov.ph



<http://www.psa.gov.ph>



/PSAgovph



@PSAgovph