



Headline Inflation Rate

4.2

NOVEMBER 2021



4.6

OCTOBER 2021

3.3

NOVEMBER 2020

National Capital Region (NCR)

2.9

NOVEMBER 2021

3.2

OCTOBER 2021



Areas Outside National Capital Region (AONCR)

4.5

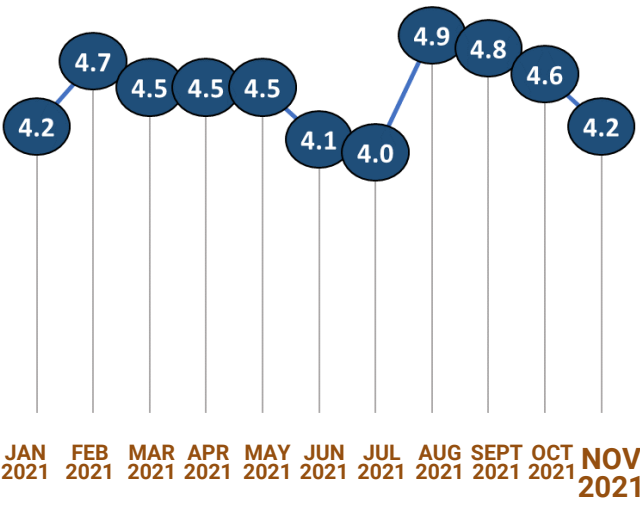
NOVEMBER 2021

5.0

OCTOBER 2021



Monthly Inflation Rates



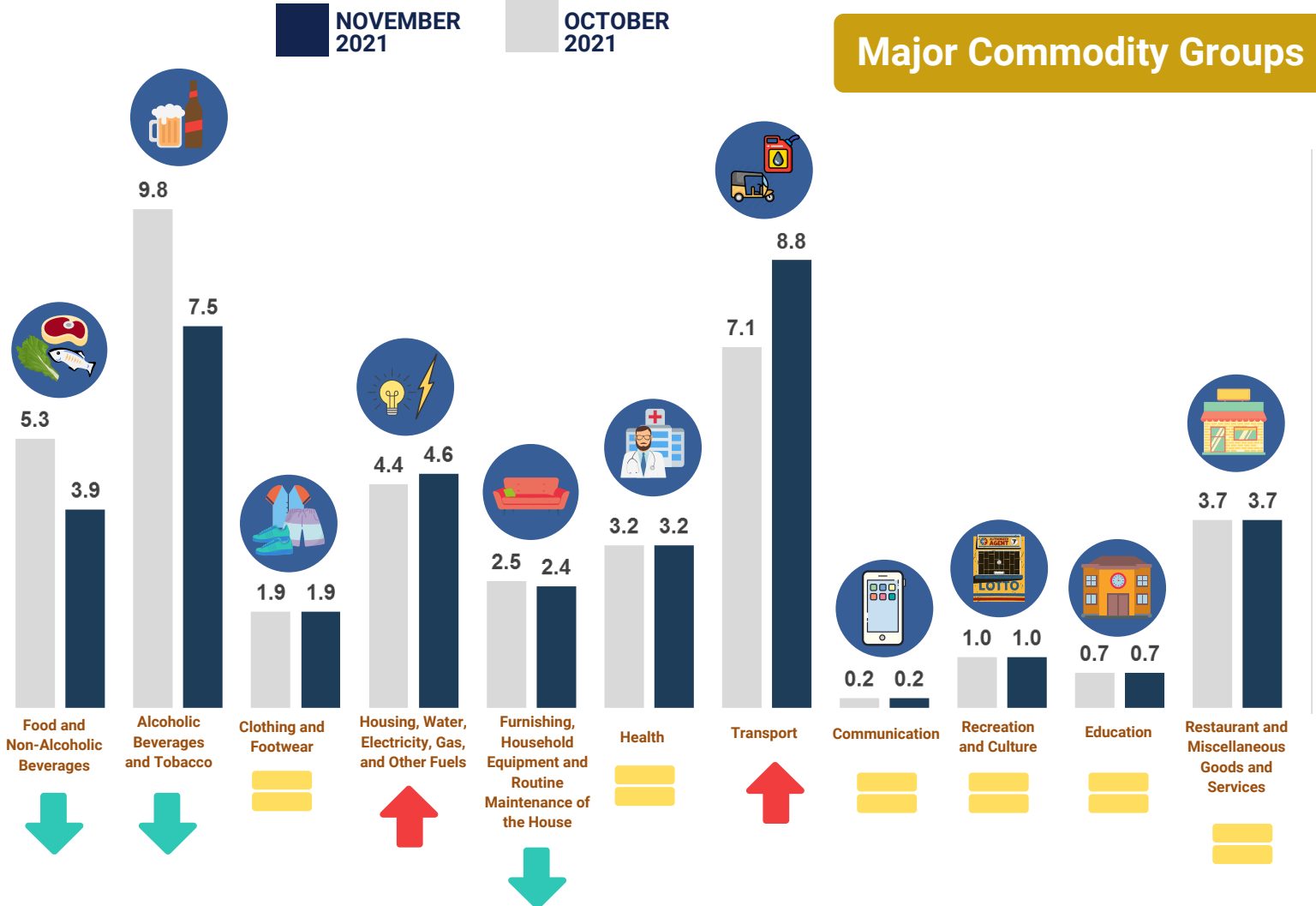
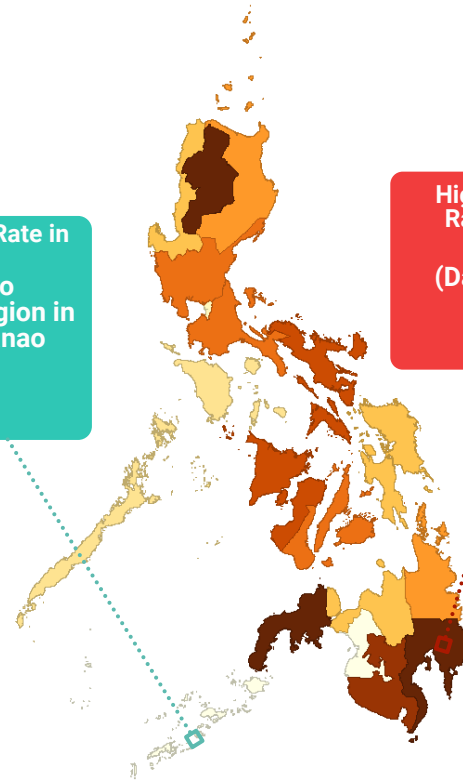

AVERAGE INFLATION*
4.5

*Year-on-year change of average CPI for January to November, 2021 vs. 2020

Inflation Rates for Areas Outside NCR

Lowest Inflation Rate in AONCR
Bangsamoro Autonomous Region in Muslim Mindanao (BARMM)
2.6

Highest Inflation Rate in AONCR
REGION XI (Davao Region)
6.2



Food Inflation 4.1

10.7
Meat



1.0
Rice



15.2
Corn



7.9
Fish



2.2
Other Cereals, Flour, Cereal Preparation, Bread, Pasta and Other Bakery Products



1.2
Milk, Cheese & Eggs



0.2
Fruits



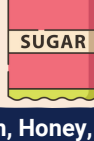
-1.8
Vegetables



5.9
Oils and Fats



1.8
Sugar, Jam, Honey, Chocolate and Confectionery



2.2
Food Products n.e.c.



Note: ↑ increased relative to Oct 2021 Inflation

↓ decreased relative to Oct 2021 Inflation

▬ same as Oct 2021 Inflation

CPIs and Inflation Rates by Province and Selected City are posted at <https://openstat.psa.gov.ph/Database/Prices/Price-Indices>