



Inflation Rate for All Income Households

3.6
DECEMBER 2021



2.8 DECEMBER 2021 **2.9** NOVEMBER 2021

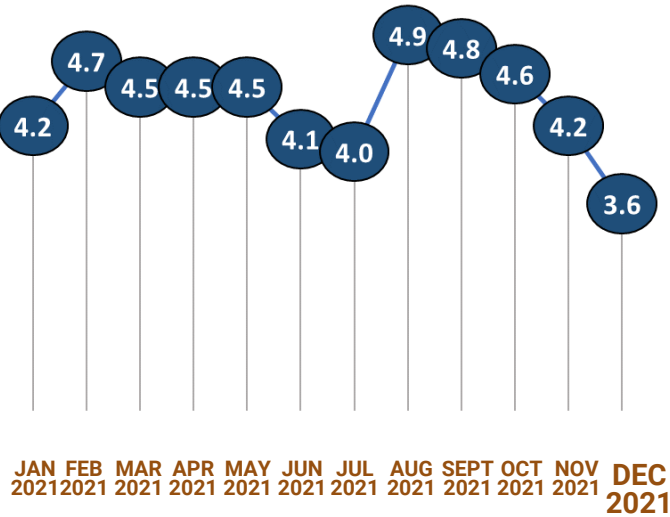


4.2 NOVEMBER 2021 **3.5** DECEMBER 2020

3.9 DECEMBER 2021 **4.5** NOVEMBER 2021



Monthly Inflation Rates



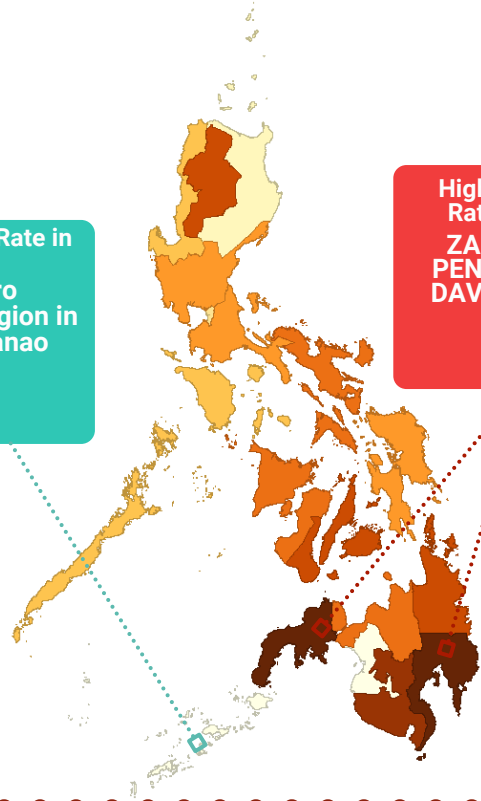
AVERAGE INFLATION*
4.5

*Year-on-year change of average CPI for 2021 vs. 2020

Inflation Rates for Areas Outside NCR

Lowest Inflation Rate in AONCR
Bangsamoro Autonomous Region in Muslim Mindanao (BARMM)
2.1

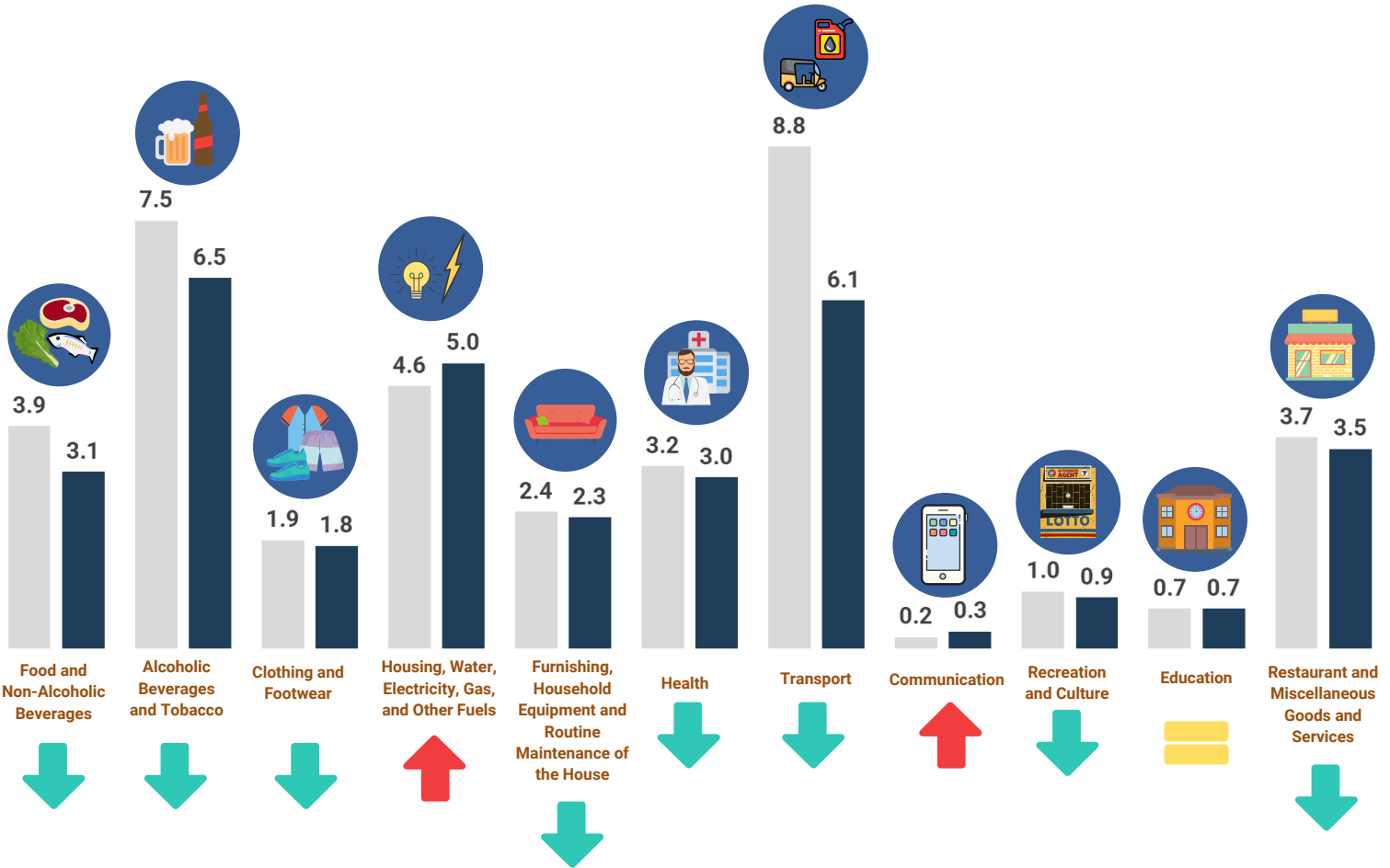
Highest Inflation Rate in AONCR
ZAMBOANGA PENINSULA and DAVAO REGION
6.1



DECEMBER 2021

NOVEMBER 2021

Major Commodity Groups



Food Inflation 3.2

0.9 Rice



14.4 Corn



2.4 Other Cereals, Flour, Cereal Preparation, Bread, Pasta and Other Bakery Products



11.3 Meat



7.0 Fish



1.1 Milk, Cheese & Eggs



6.1 Oils and Fats



1.0 Fruits



2.0 Sugar, Jam, Honey, Chocolate and Confectionery



-10.0 Vegetables



2.5 Food Products n.e.c.



Note: ↑ increased relative to Nov 2021 Inflation

↓ decreased relative to Nov 2021 Inflation

▬ same as Nov 2021 Inflation

CPIs and Inflation Rates by Province and Selected City are posted at <https://openstat.psa.gov.ph/Database/Prices/Price-Indices>