

PHILIPPINE INFLATION RATE FOR ALL INCOME HOUSEHOLDS MARCH 2023 (2018=100)



Inflation Rate for All Income Households

8.6

February 2023

7.6

March 2023

4.0

March 2022

National Capital Region (NCR)

8.7

February 2023

7.8

March 2023

Areas Outside the National Capital Region (AONCR)

8.5

February 2023

7.5

March 2023

Note: ↓ decreased relative to February 2023 Inflation

Inflation Rates for Areas Outside NCR

Lowest Inflation Rate in AONCR

Cordillera Administrative Region (CAR)
5.6

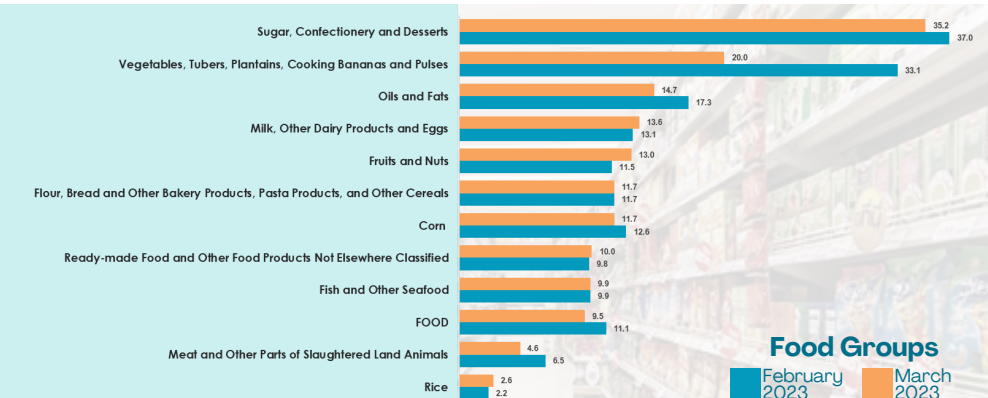
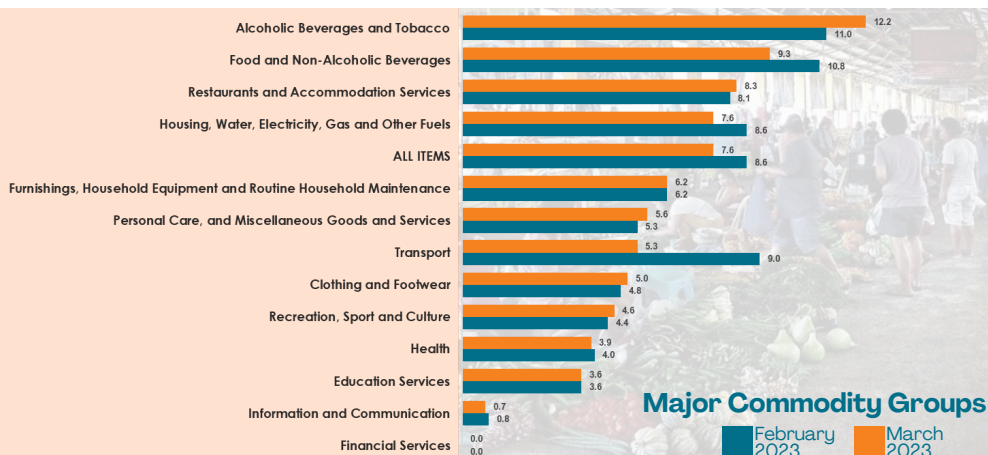
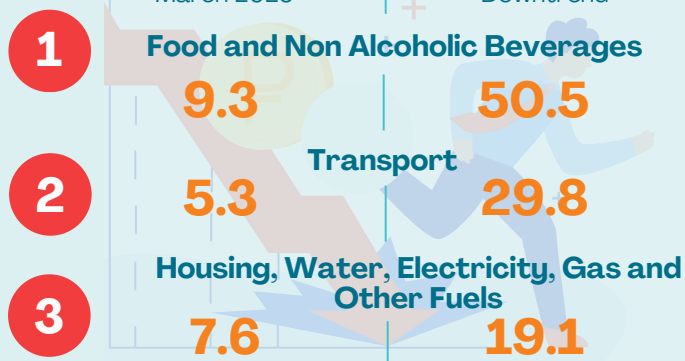
Highest Inflation Rate in AONCR

Region VI (Western Visayas)
9.1

Main Sources of Deceleration: Philippines

Inflation for March 2023

% Share to the Downtrend



The latest instance that a particular month's inflation rate is lower by 1 percentage point or greater compared to its immediate past month's inflation was in December 2014 at 1.9 percent from 3.0 percent in November 2014, a deceleration of 1.1 percentage points.