

# PROVINCIAL PRODUCT ACCOUNTS

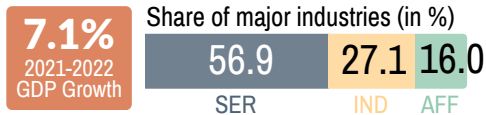
## 2022 Economic Performance of the Provinces in Ilocos Region

At Constant 2018 Prices

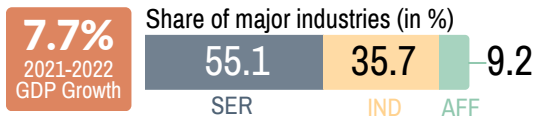
### ILOCOS NORTE | GDP PhP 93.10B



### ILOCOS SUR | GDP PhP 90.24B



### LA UNION | GDP PhP 118.60B



### PANGASINAN | GDP PhP 352.93B

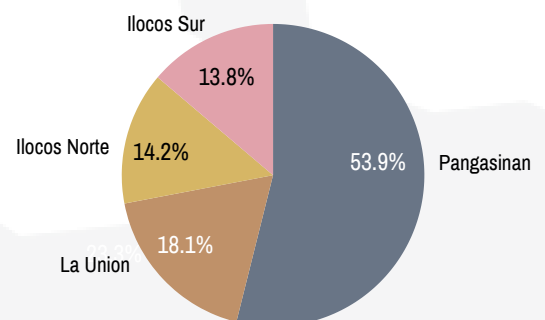


### ILOCOS REGION

GDP: PHP 654.87B  
2021-2022  
GROWTH 7.6%



### Share to regional economy, by province



GDP - Gross Domestic Product  
HUC - Highly urbanized city  
Major industries: SER - Services  
IND - Industry  
AFF - Agriculture, forestry, and fishing

Note: Percent share may not add up due to rounding.



For technical inquiries:  
sead.staff@psa.gov.ph



Visit us at:  
www.psa.gov.ph



Like us on Facebook:  
/PSAgovph



Follow us on Twitter:  
@PSAgovph



Management System  
ISO 9001:2015  
www.tuv.com  
ID: 9108640991

