

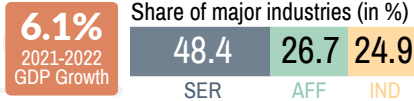
PROVINCIAL PRODUCT ACCOUNTS

2022 Economic Performance of the Provinces and Highly Urbanized Cities in Central Luzon

At Constant 2018 Prices

As of November 2023
Ref. No. MAS03-PPA-12152023

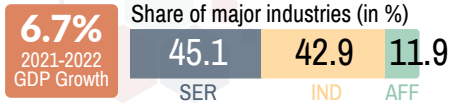
NUEVA ECIJA | GDP PhP 298.57B



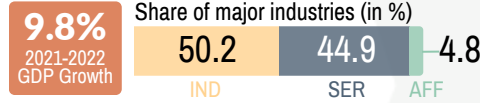
AURORA | GDP PhP 32.91B



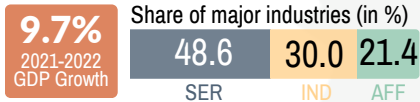
PAMPANGA | GDP PhP 525.65B



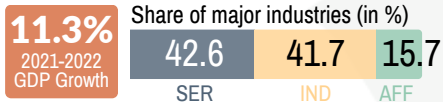
BULACAN | GDP PhP 604.71B



TARLAC | GDP PhP 193.29B



ZAMBALES | GDP PhP 88.37B



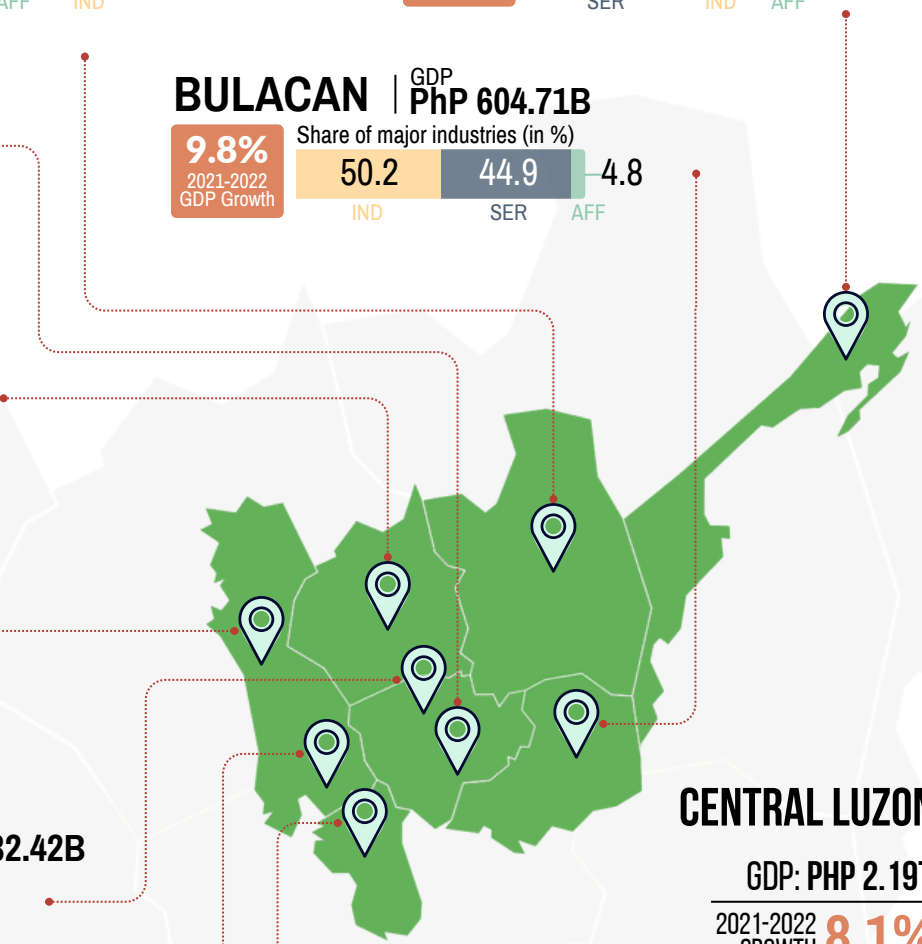
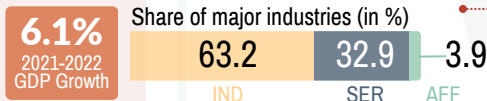
CITY OF ANGELES | GDP PhP 132.42B



CITY OF OLONGAPO | GDP PhP 52.26B



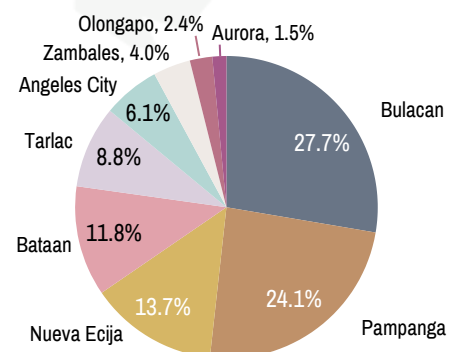
BATAAN | GDP PhP 256.89B



CENTRAL LUZON

GDP: PHP 2.19T
2021-2022 GROWTH **8.1%**

Share to regional economy, by province/HUC



GDP - Gross Domestic Product
HUC - Highly urbanized city
Major industries: SER - Services
IND - Industry
AFF - Agriculture, forestry, and fishing
Note: Percent share may not add up due to rounding.




For technical inquiries:
sead.staff@psa.gov.ph



Visit us at:
www.psa.gov.ph



Like us on Facebook:
/PSAgovph



Follow us on Twitter:
@PSAgovph



Management System
ISO 9001:2015

