



# SEASONALLY ADJUSTED RICE PRODUCTION and PRICES



JULY - SEPTEMBER 2013

Volume XV No. 4

November 2013

This brief report features the deseasonalized or seasonally adjusted rice production and price data series from first quarter of 2007 to third quarter of 2013 using X-11 ARIMA. The effect of season has been removed from the original data to show at a glance the trend of palay/rice production and prices without being hampered by seasonal movements.

## PRODUCTION

The seasonally adjusted palay production in the third quarter of 2013 was 4.37 million metric tons. This was 2.02 percent below the second quarter level of 4.46 million metric tons. Lower production and contraction of harvest areas were due to slide of harvests in the fourth quarter brought about by late/ insufficient release of irrigation water, late onset of rainfall and some areas being left in-fallow.

Compared with last year, this quarter's deseasonalized output was lower by 6.12 percent.

## PRICES

The third quarter 2013 deseasonalized farmgate price of palay as well as the wholesale and retail prices of rice increased from their respective levels in the second quarter of 2013.

Year on year, the seasonally adjusted prices in all market levels were higher than their respective price quotations in 2012.

Figure 1. Quarterly palay production, Philippines, 2007-2013

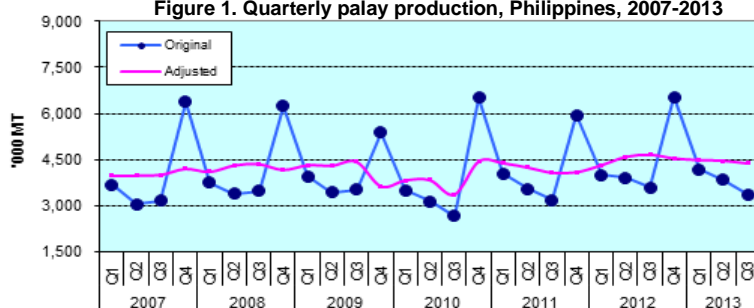


Figure 2. Quarterly farmgate prices of palay, Philippines, 2007-2013

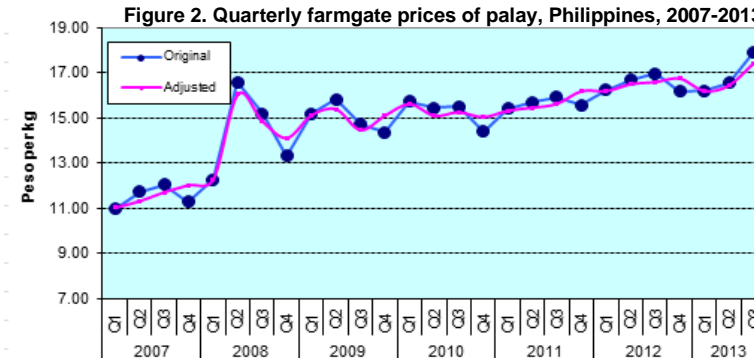


Figure 3. Quarterly wholesale prices of rice, Philippines, 2007-2013

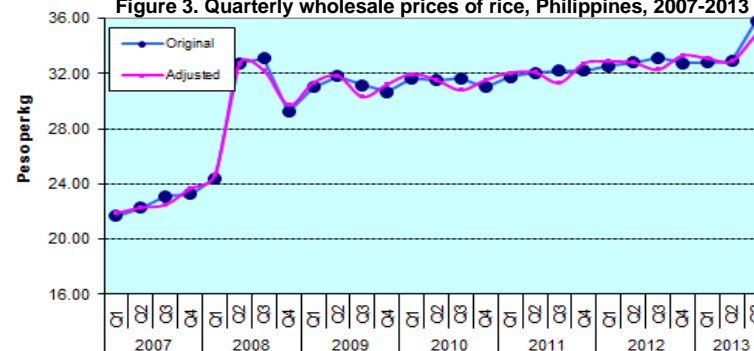
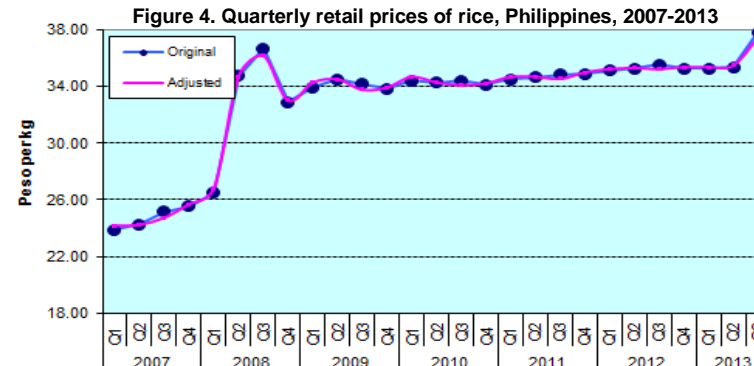


Figure 4. Quarterly retail prices of rice, Philippines, 2007-2013



\* Prepared by the TWG on Seasonal Adjustment of Time Series Data, Bureau of Agricultural Statistics, Department of Agriculture, Philippines. Telephone Nos. 371-2050; 371-2086 E-mail Address: rsrecide@bas.gov.ph