










LIVESTOCK AND POULTRY

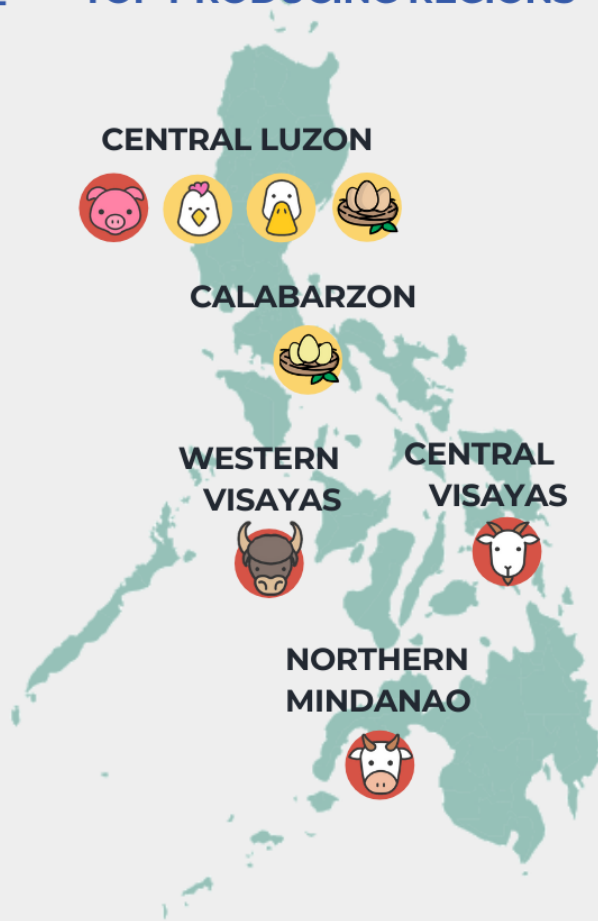
STATISTICS OF THE PHILIPPINES

APRIL TO JUNE 2020^p



COMMODITY	VOLUME OF PRODUCTION ^{1/}	PRODUCTION GROWTH RATE (%) (2020)	AVERAGE FARMGATE PRICE ^{2/}
 CARABAO	27.67	↓ 26.5	102.69
 CATTLE	46.00	↓ 29.5	120.73
 SWINE	550.02	↓ 5.2	106.08
 GOAT	14.20	↓ 19.3	152.09
 CHICKEN	440.00	↓ 7.8	67.45
 CHICKEN EGG	148.45	↑ 4.9	5.56
 DUCK	4.92	↓ 7.8	62.57
 DUCK EGG	13.76	↓ 1.0	6.65
 DAIRY	6.58	↑ 5.0	44.25












TOP PRODUCING REGIONS



1/ Volume of production is in thousand metric tons, liveweight for all commodities except chicken eggs, duck eggs, and dairy which is in metric tons.

2/ Farmgate prices of livestock animals are in peso per kilogram, liveweight and were taken from backyard raisers. Prices of chicken and duck are in peso per kilogram, liveweight and were taken from commercial farms. Eggs are in peso per piece. Dairy price is weighted price of cattle, carabao, and goat in peso per liter.

p - Preliminary

COMMODITY	INVENTORY		COMMODITY	SLAUGHTERED/ DRESSED ANIMALS ^{3/}	
	AS OF 01 JULY 2020 (in million heads/birds)	GROWTH RATE (%) (2020)		(in heads/birds)	GROWTH RATE (%) (2020)
 CARABAO	2.90	↑ 1.0	 CARABAO	28,544	↓ 52.9
 CATTLE	2.60	↑ 1.4	 CATTLE	88,842	↓ 38.8
 SWINE	11.74	↓ 7.6	 SWINE	2,862,159	↓ 12.6
 GOAT	3.99	↑ 4.2	 GOAT	9,465	↓ 64.7
 CHICKEN	186.47	↓ 2.7	 CHICKEN	152,881,426	↓ 18.4
 DUCK	12.42	↑ 5.0			

3/ Number of slaughtered/ dressed animals were sourced from the National Meat Inspection Service (NMIS) and Local Government Units (LGUs) administrative records.