


LIVESTOCK AND POULTRY STATISTICS OF THE PHILIPPINES

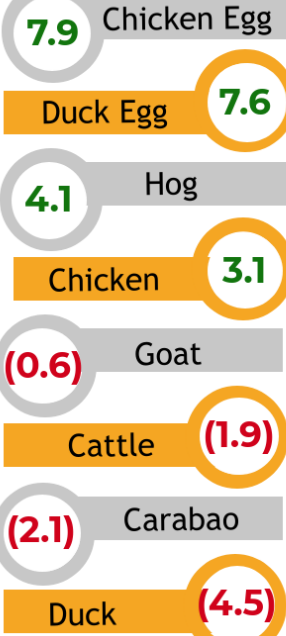
APRIL TO JUNE 2019

PRODUCTION

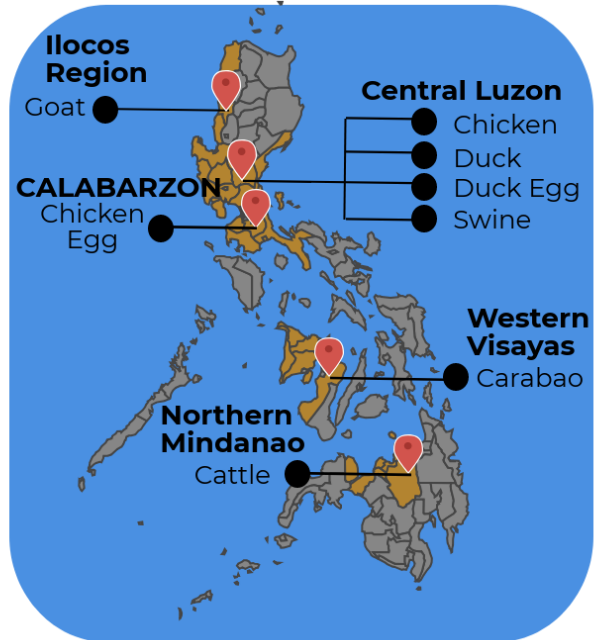
Volume of Production
'000 metric tons, liveweight



Percentage Change
(Q2 2019/Q2 2018)



Top Producing Regions
by Commodity



Note: () means negative percentage change

INVENTORY

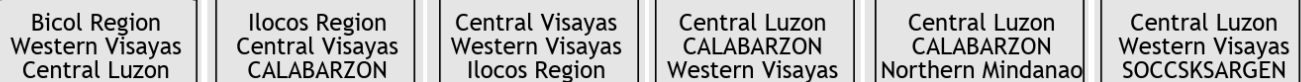
Inventory
as of 01 July 2019
in million heads/birds




Percentage Change
01 July 2019/
01 July 2018



Top Three Regions



SLAUGHTERED/ DRESSED ANIMALS



Note: Number of slaughtered/dressed animals were sourced from the National Meat Inspection Service (NMIS) and Local Government Units (LGUs) administrative records.

AVERAGE FARMGATE PRICE



Note: Prices of livestock animals for slaughter are in peso per kilogram, liveweight and were taken from backyard raisers.

Note: Prices of chicken and duck are in peso per kilogram, liveweight; meanwhile eggs are in peso per piece. Poultry commodity prices were taken from commercial farms.