



NATIONAL ACCOUNTS OF THE PHILIPPINES

HOUSEHOLD SPENDING ON

ESSENTIAL AND NON-ESSENTIAL GOODS AND SERVICES

Q1 2019 TO Q2 2020



ESSENTIAL ITEMS:

- FOOD & NON-ALCOHOLIC BEVERAGES
- HOUSING, WATER, ELECTRICITY, GAS AND OTHER FUELS
- HEALTH
- COMMUNICATION

NON-ESSENTIAL ITEMS:

- ALCOHOLIC BEVERAGES
- CLOTHING & FOOTWEAR
- EDUCATION
- FURNISHINGS, HOUSEHOLD EQUIPMENT AND ROUTINE HOUSEHOLD MAINTENANCE
- MISCELLANEOUS GOODS & SERVICES
- TRANSPORT
- RECREATION & CULTURE
- RESTAURANTS & HOTELS

The list of essential and non-essential items is based from the National Economic and Development Authority.



For Technical Inquiries:
ead.staff@psa.gov.ph



Visit us at
www.psa.gov.ph



Like us on Facebook
[PhilippineStatisticsAuthority](https://www.facebook.com/PhilippineStatisticsAuthority)


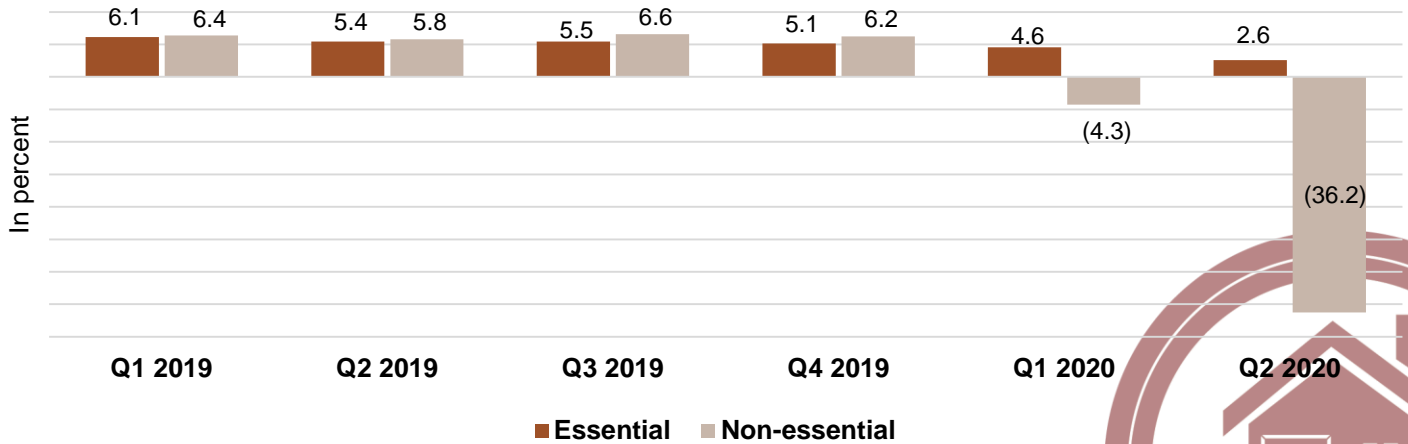


Follow us on Twitter
[@PSAgovph](https://twitter.com/PSAgovph)



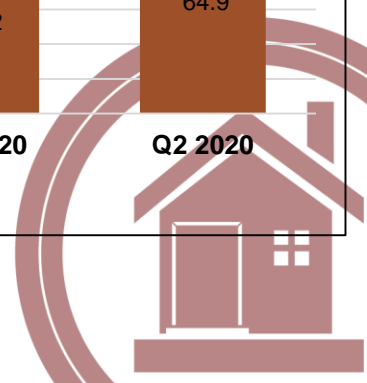
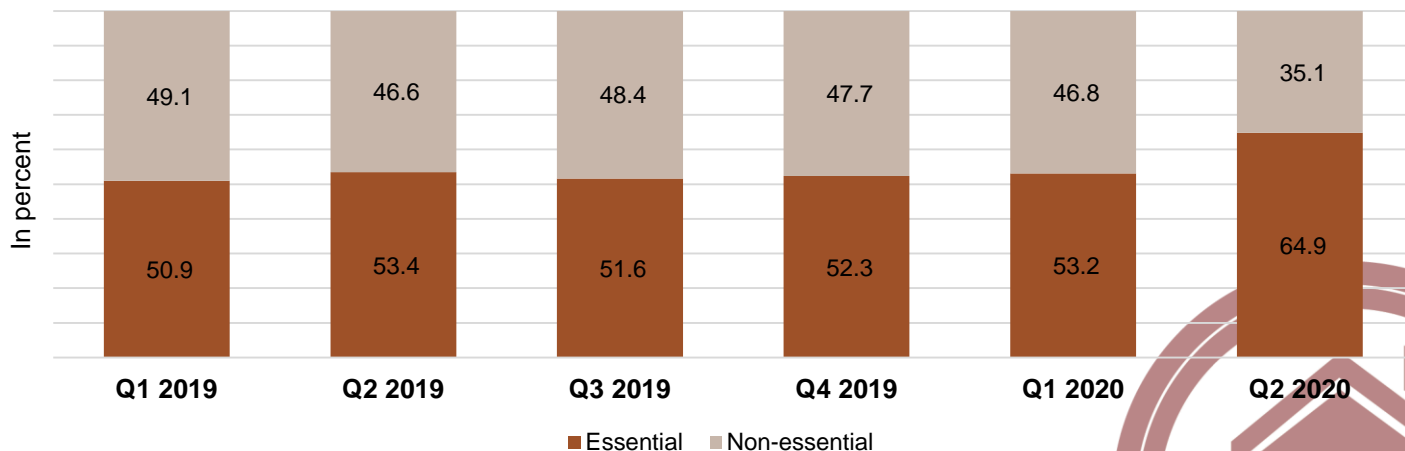
THE ESSENTIAL ITEMS GROW BY 2.6%, WHILE NON-ESSENTIAL ITEMS DROP BY 36.2% IN THE SECOND QUARTER OF 2020

ESSENTIAL AND NON-ESSENTIAL ITEMS IN HOUSEHOLD FINAL CONSUMPTION EXPENDITURE Q1 2019 TO Q2 2020 GROWTH RATES, AT CONSTANT 2018 PRICES



THE ESSENTIAL ITEMS AND NON-ESSENTIAL ITEMS RECORD A SHARE OF 64.9% AND 35.1% RESPECTIVELY, IN THE SECOND QUARTER OF 2020

**ESSENTIAL AND NON-ESSENTIAL ITEMS IN HOUSEHOLD FINAL CONSUMPTION EXPENDITURE
Q1 2019 TO Q2 2020 PERCENT SHARE, AT CONSTANT 2018 PRICES**



For Technical Inquiries:
ead.staff@psa.gov.ph



Visit us at
www.psa.gov.ph



Like us on Facebook
PhilippineStatisticsAuthority



Follow us on Twitter
[@PSAgovph](https://twitter.com/PSAgovph)