

SPECIAL RELEASE

Updates on January-March 2019 Palay and Corn Estimates, 01 March 2019

Date of Release: 15 April 2019

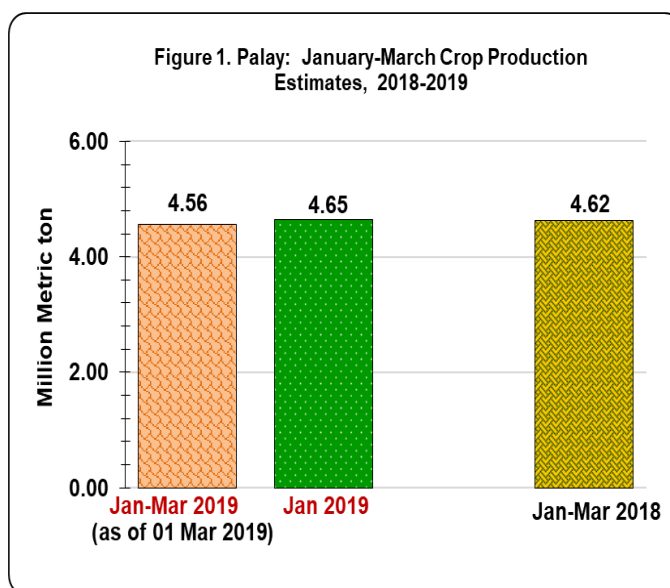
Reference No. 2019 - 111

HIGHLIGHTS

As of 01 March 2019, the updated January-March 2019 production estimates on palay and corn based on standing crops may decline from the January 2019 Round estimates.

PALAY

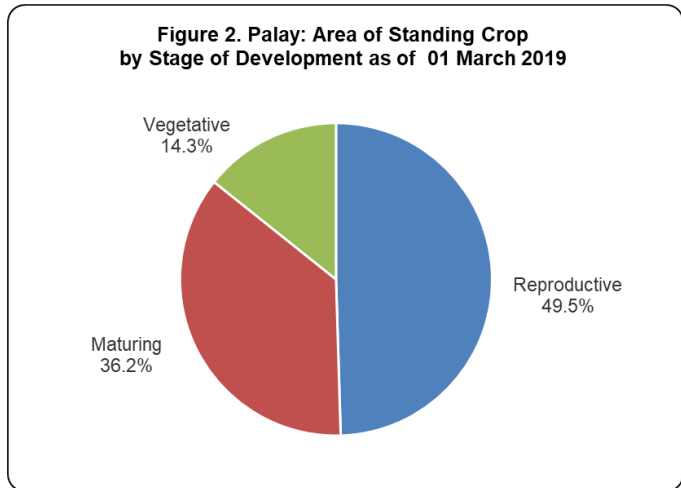
- Based on standing crop, the updated palay production for January-March 2019 may decrease to 4.56 million metric tons, 1.8 percent below the January 2019 standing crop estimate of 4.65 million metric tons. This may be lower by 1.3 percent from the previous year's output of 4.62 million metric tons (Figure 1). Similarly, harvest area may contract by 3.5 percent from 1,194.86 thousand hectares in 2018. However, yield per hectare may increase to 3.96 metric tons from the previous year's level of 3.87 metric tons.



- Of the updated standing crop, 41.2 percent of 1,165.15 thousand hectares have been harvested.

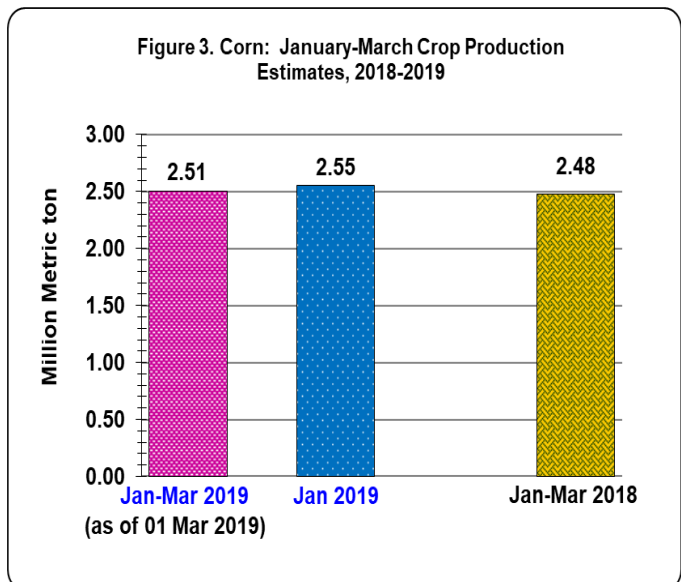


- Of the 1,508.32 thousand hectares of standing crop, 14.3 percent were at vegetative stage, 49.5 percent at reproductive stage, and 36.2 percent at maturing stage (Figure 2).
- About 845.10 thousand hectares or 89.2 percent of the farmers' planting intentions for January-March 2019 have been realized.

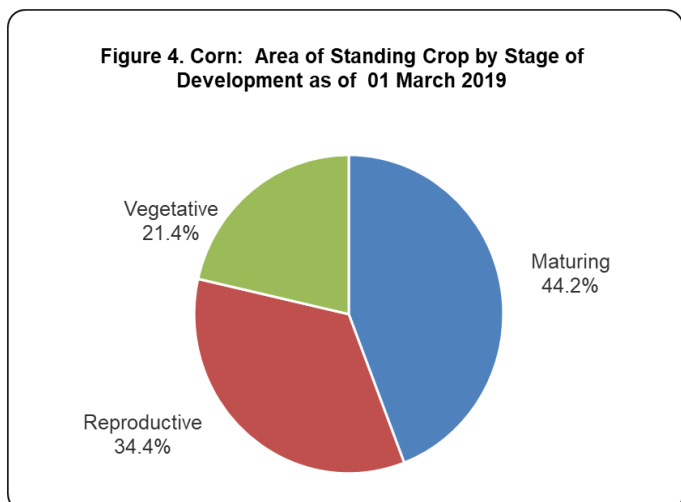


CORN

- The probable corn production for January-March 2019 based on standing crop may contract to 2.51 million metric tons. This may be lower by 1.7 percent from the 2.55 million metric tons estimate in January 2019. In contrast, this is higher by 1.2 percent from the previous year's level of 2.48 million metric tons (Figure 3). Harvest area may decline to 707.37 thousand hectares from 722.46 thousand hectares in 2018. However, yield per hectare may improve to 3.54 metric tons from 3.43 metric tons.



- Around 452.30 thousand hectares or 63.9 percent of the updated standing crop have been harvested.
- About 21.4 percent of the 571.35 thousand hectares of standing crop were at vegetative stage, 34.4 percent were at reproductive stage, and 44.2 percent at maturing stage (Figure 4).



- With reference to farmers' planting intentions for January-March 2019, about 316.28 thousand hectares or 76.0 percent of the perceived area have been planted.



Technical Notes

Production refers to the quantity produced and actually harvested/to be harvested palay and corn during the reference period. Harvest area refers to the actual area harvested/to be harvested during the reference quarter.

Updates on production and harvest area estimates of palay and corn are generated from the Monthly Palay and Corn Situation Reporting System (MPCRS). It is a monitoring activity conducted monthly in-between Palay and Corn Production Survey (PCPS) rounds. Monitoring are conducted in February, March, May, June, August, September and November. MPCRS updates the quarterly estimates on production and area for the current quarter based on the PCPS results of the previous survey round. The data generated from MPCRS are as follows:

- 1) Updates on current quarter's production and area estimates based on the standing crop with indications on crop situation; and
- 2) Updates on current quarter's estimates on planting intentions based on actual plantings.

Rosalinda P. Bautista

ROSALINDA P. BAUTISTA

(Director II)

Officer-In-Charge

Sectoral Statistics Office



Management System
ISO 9001:2015
www.tuv.com
ID 9108640991



PSA Complex, East Avenue, Diliman, Quezon City, Philippines 1101
Telephone: (632) 938-5267
www.psa.gov.ph