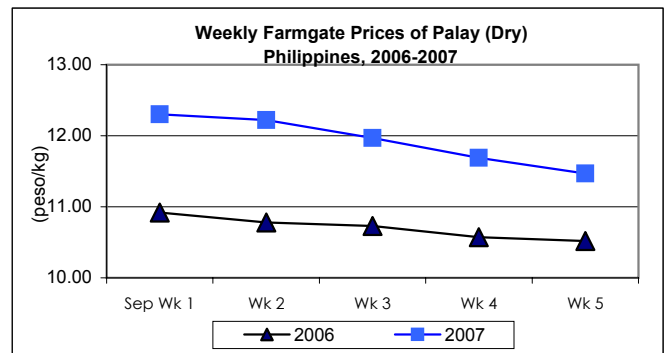




Updates on Palay, Rice & Corn Prices, September 2007

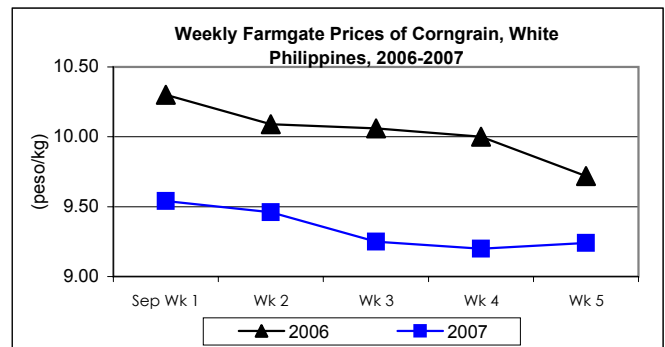
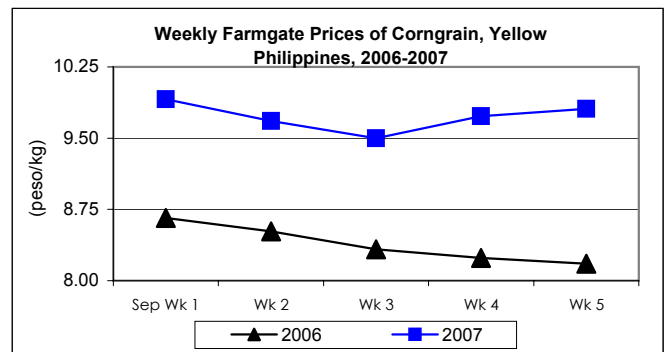
A. Farmgate Price of Palay

- * Prices of palay continuously moved down starting 2nd week of September.
 - Palay price **dropped** this month closing at P11.90/kg. This was 2.14% **lower** than last month's price but was still **higher** by 11.21% from last year's record.



B. Farmgate Prices of Corngrain, Yellow and White

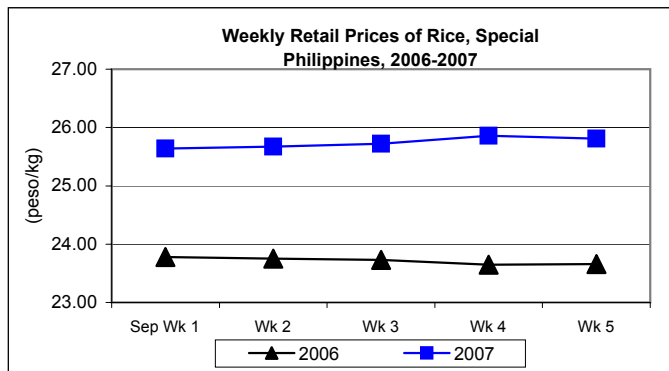
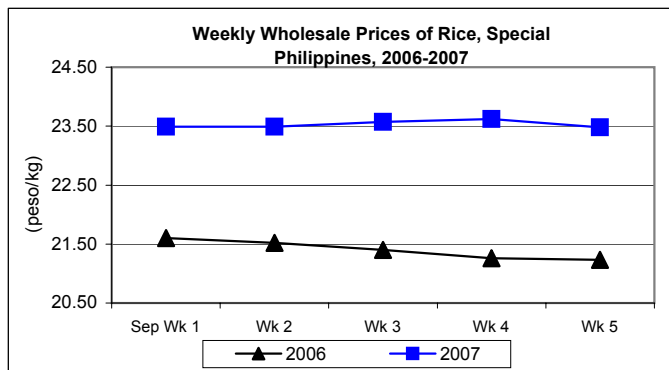
- * Yellow and white corngrain prices indicated decreases from last month's prices.
 - Yellow corngrain price was **down** this month as it closed at P9.81/kg. This was 2.58% **lower** than August 2007 price but was relatively **higher** by 16.65% from September 2006 price.
 - White corngrain price at P9.32/kg **dropped** by 5.76% and 6.14% from the preceding month's and last year's prices, respectively.



C. Wholesale and Retail Prices of Well Milled Rice (WMR)

☀ Wholesale and retail prices slowed down on the last week. However, monthly average prices were still above August 2007 levels.

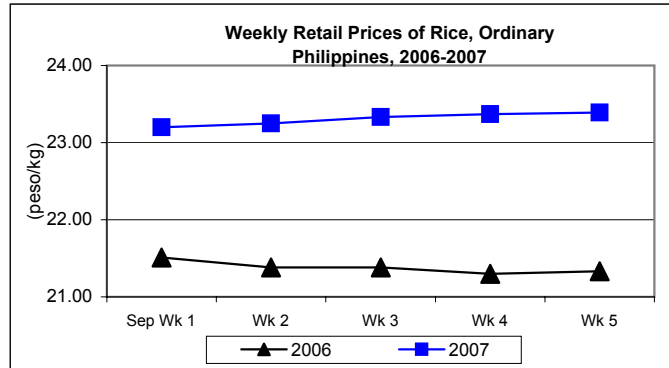
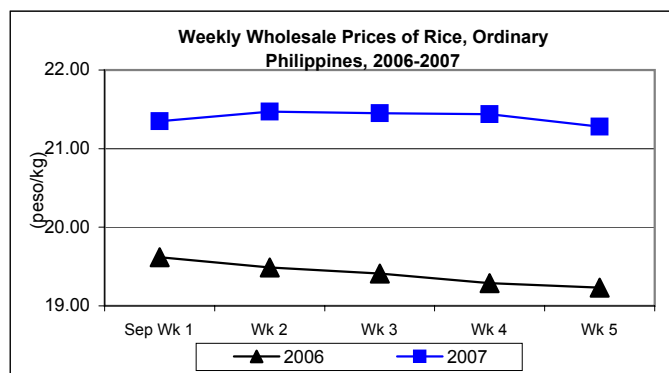
- A **higher** wholesale price at P23.53/kg was noted this month with increments of 1.86% from August 2007 price and by 9.95% from September 2006 record.
- Monthly average retail price at P25.74/kg **gained** by 2.59% from the preceding month's price and by 8.56% from the price last year.



D. Wholesale and Retail Prices of Regular Milled Rice (RMR)

☀ Wholesale prices were on the downtrend starting the 3rd week while retail prices showed increases until the close of the month.

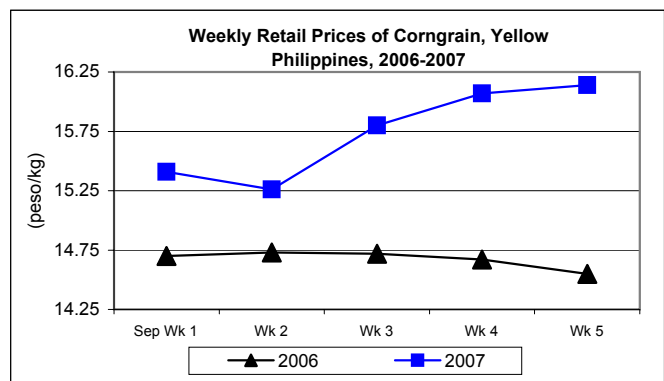
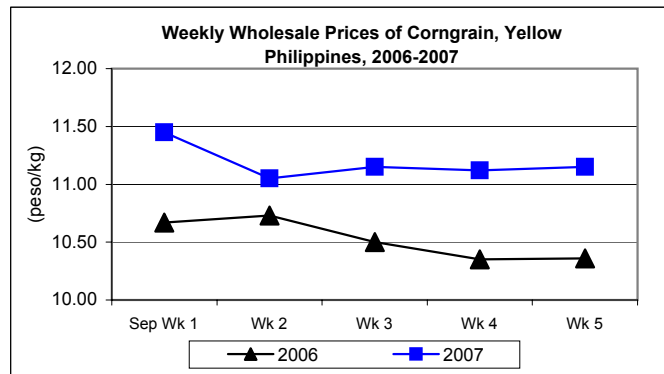
- Wholesale price at P21.42/kg went **up** this month by 1.47% from last month's price and by 10.53% from last year's record.
- Retail price at P23.32/kg sustained its uptrend the whole month with **increments** of 2.73% from August 2006 price and by 9.02% from September 2006 price.



E. Wholesale and Retail Prices of Corngrain, Yellow

☀ Wholesale price showed fluctuations during the month while retail price moved up starting on the 3rd week.

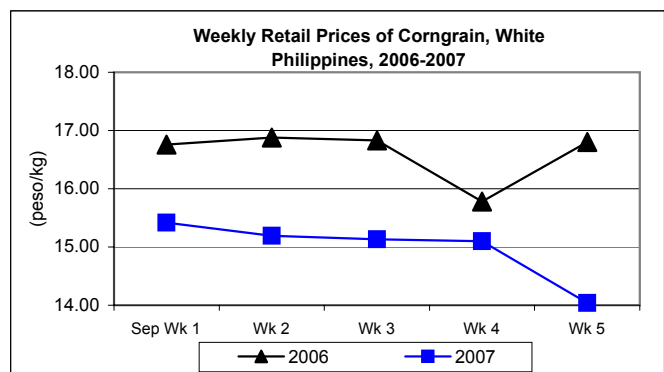
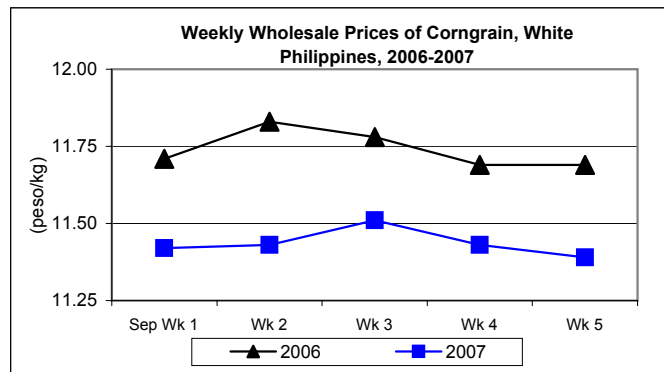
- Wholesale price went **down** from P11.46/kg to P11.31/kg this month or 1.31% lower than last month's price. This also indicated a 7.92% **increment** relative to September 2006 price.
- Retail price at P15.94/kg was **higher** by 2.84% from last month's price which also indicated increment of 8.73% from last year's record.



F. Wholesale and Retail Prices of Corngrain, White

☀ Wholesale and retail prices were down relative to August 2007 and September 2006 prices.

- Wholesale price averaged P11.44/kg this month. **Decrements** were noted at 1.04% from last month's price and 2.56% from last year's record.
- Retail price went down from P15.70/kg to P14.51/kg or 7.58% **lower** than that of August 2007 price. Decrement relative to last year's record was getting bigger at 13.68%.



Annex 1

Comparative Farmgate, Wholesale and Retail Prices of Palay, Rice and Corn, Philippines for the month of September 2007

Month/Week	Palay, dry		Well Milled Rice (WMR)			
	Farmgate Prices		Wholesale Prices		Retail Prices	
	Price/kg	% Change	Price/kg	% Change	Price/kg	% Change
Wk 1	12.30	-	23.49	-	25.64	-
Wk 2	12.22	-0.65	23.49	0.00	25.67	0.12
Wk 3	11.97	-2.05	23.57	0.34	25.72	0.19
Wk 4	11.69	-2.34	23.62	0.21	25.86	0.54
Wk 5	11.47	-1.88	23.48	-0.59	25.81	-0.19
Sep 2007	11.90	-	23.53	-	25.74	-
Sep 2006	10.70	11.21	21.40	9.95	23.71	8.56
Aug 2007	12.16	-2.14	23.10	1.86	25.09	2.59

Month/Week	Regular Milled Rice (RMR)			
	Wholesale Prices		Retail Prices	
	Price/kg	% Change	Price/kg	% Change
Wk 1	21.35	-	23.20	-
Wk 2	21.47	0.56	23.25	0.22
Wk 3	21.45	-0.09	23.33	0.34
Wk 4	21.44	-0.05	23.37	0.17
Wk 5	21.28	-0.75	23.39	0.09
Sep 2007	21.42	-	23.32	-
Sep 2006	19.38	10.53	21.39	9.02
Aug 2007	21.11	1.47	22.70	2.73

Month/Week	Corngrain, Yellow					
	Farmgate Prices		Wholesale Prices		Retail Prices	
	Price/kg	% Change	Price/kg	% Change	Price/kg	% Change
Wk 1	9.91	-	11.45	-	15.41	-
Wk 2	9.68	-2.32	11.05	-3.49	15.26	-0.97
Wk 3	9.50	-1.86	11.15	0.90	15.80	3.54
Wk 4	9.73	2.42	11.12	-0.27	16.07	1.71
Wk 5	9.81	0.82	11.15	0.27	16.14	0.44
Sep 2007	9.81	-	11.31	-	15.94	-
Sep 2006	8.41	16.65	10.48	7.92	14.66	8.73
Aug 2007	10.07	-2.58	11.46	-1.31	15.50	2.84

Month/Week	Corngrain, White					
	Farmgate Prices		Wholesale Prices		Retail Prices	
	Price/kg	% Change	Price/kg	% Change	Price/kg	% Change
Wk 1	9.54	-	11.42	-	15.42	-
Wk 2	9.46	-0.84	11.43	0.09	15.19	-1.49
Wk 3	9.25	-2.22	11.51	0.70	15.13	-0.39
Wk 4	9.20	-0.54	11.43	-0.70	15.10	-0.20
Wk 5	9.24	0.43	11.39	-0.35	14.04	-7.02
Sep 2007	9.32	-	11.44	-	14.51	-
Sep 2006	9.93	-6.14	11.74	-2.56	16.81	-13.68
Aug 2007	9.89	-5.76	11.56	-1.04	15.70	-7.58

* - Sep 07/Sep 06 and Sep 07/Aug 07, respectively