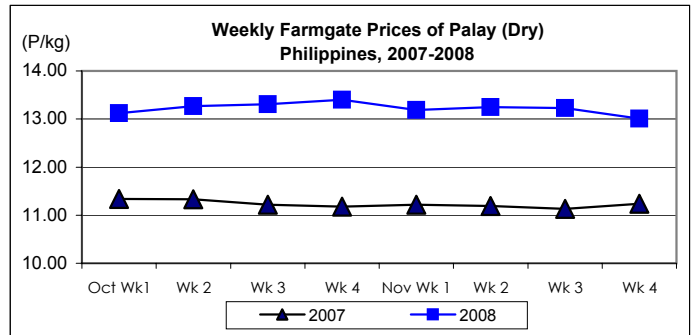




Updates on Palay, Rice & Corn Prices, November 19-25, 2008

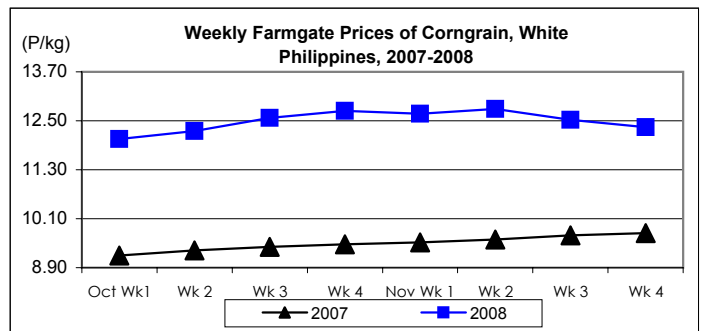
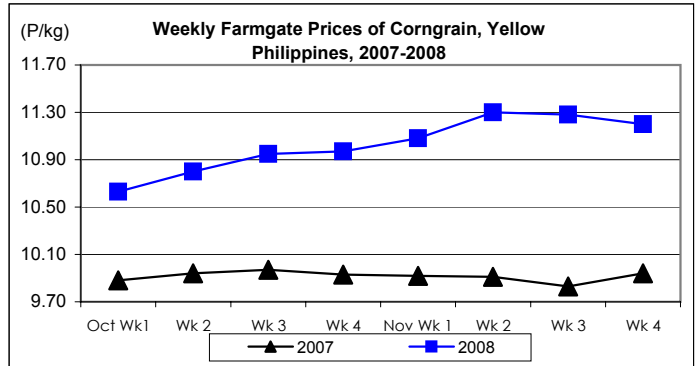
A. Farmgate Price of Palay

- * **Price at farmgate continued to decline at rate faster than last week's record.**
 - Average price at P13.01/kg was 1.66% **lower** than last week's price but was 15.75% **higher** than 2007 level.



B. Farmgate Prices of Corngrain, Yellow and White

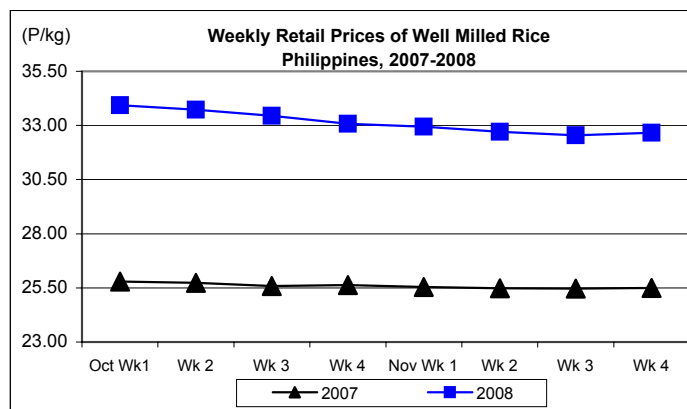
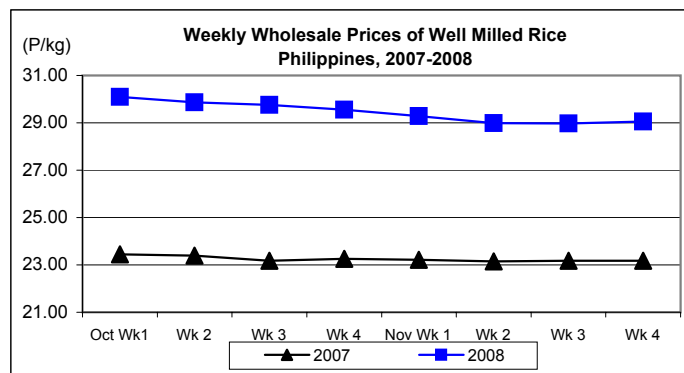
- * **Prices of both yellow and white corngrains continued to go down.**
 - Average price of yellow corngrain at P11.20/kg was 0.71% **below** from last week's P11.28/kg but was 12.68% **above** last year's P9.94/kg.
 - Average price of white corngrain at P12.34/kg was **down** by 1.44% from last week's level but was **up** by 26.56% relative to last year's quotation.



C. Wholesale and Retail Prices of Well Milled Rice (WMR)

☀ Prices at both wholesale and retail levels moved upward after the decreases for several weeks.

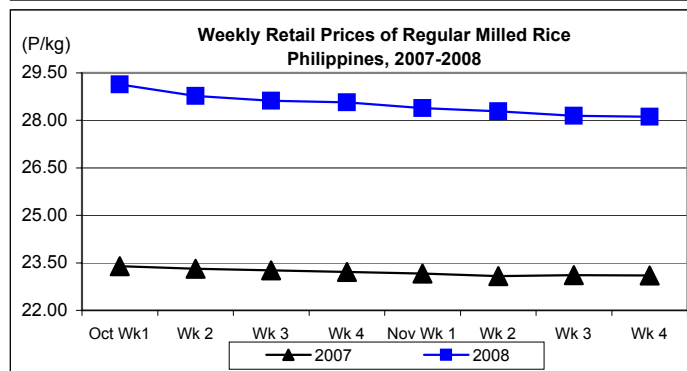
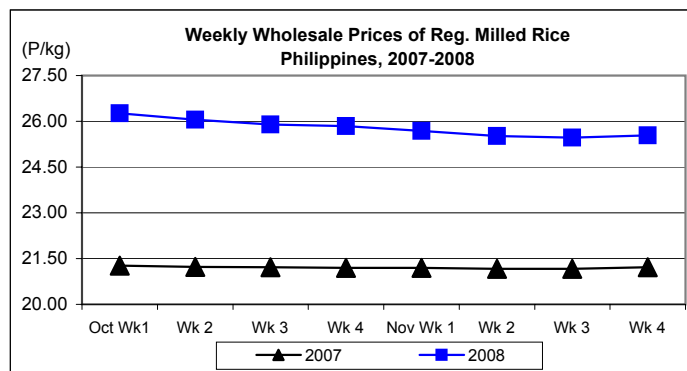
- Average wholesale price at P29.06/kg posted **increments** of 0.31% and 25.32% over prices of last week and last year, respectively.
- Average retail price at P32.66/kg **rose** by 0.34% from last week's price and by 28.13% from last year's report.



D. Wholesale and Retail Prices of Regular Milled Rice (RMR)

☀ Wholesale price went up while retail price sustained a downward trend.

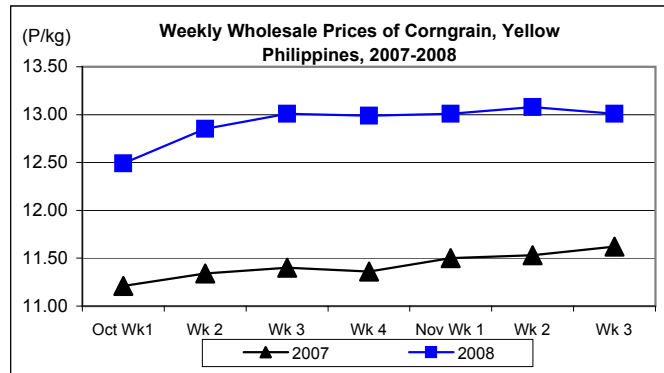
- At wholesale, average price at P25.54/kg registered a **mark-up** of 0.31% and 20.36% from last week's price and last year's level, respectively.
- At retail, average price at P28.12/kg **decreased** by 0.11% from last week's level but **increased** by 21.73% relative to last year's report.



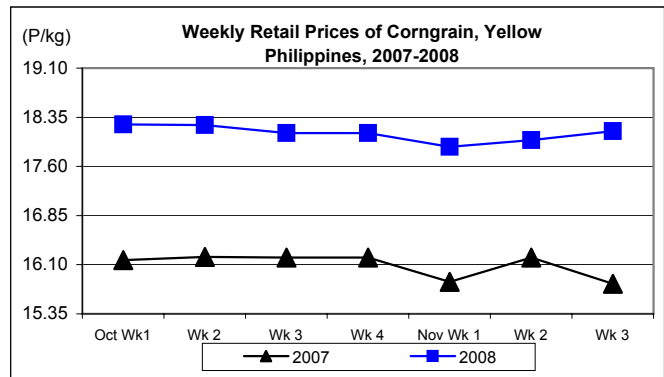
E. Wholesale and Retail Prices of Corngrain, Yellow

✦ Price at wholesale fluctuated while price at retail continuously moved up.

- Average wholesale price at P13.15/kg reflected **mark-ups** of 1.08% and 12.78% over prices of last week and last year, respectively.



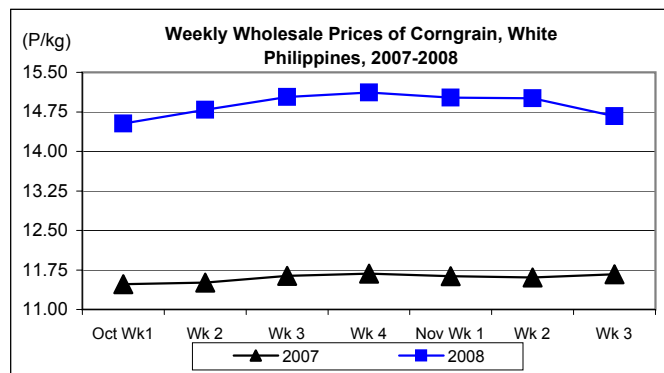
- Average retail price at P18.44/kg registered **gains** of 1.65% from last week's P18.14/kg and 10.68% from last year's P16.66/kg.



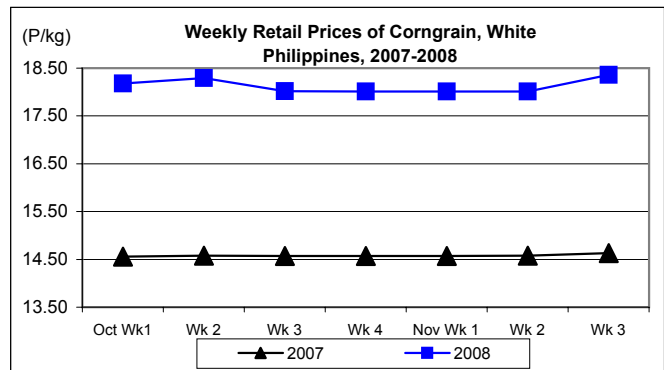
F. Wholesale and Retail Prices of Corngrain, White

✦ Both wholesale and retail prices dropped.

- At wholesale, average price at P14.57/kg **fell** by 0.68% from last week's price but **rose** by 26.48% from last year's quotation.



- At retail, average price at P18.29/kg recorded a 0.38% **decrement** from last week's price but posted a 25.02% **increment** from 2007 level.



Annex 1

Comparative Weekly Farmgate, Wholesale and Retail Prices of Palay, Rice and Corn, Philippines

| Month/Week | Palay (Dry) | | | | Well Milled Rice (WMR) | | | | | | | |
|------------|-----------------|-------|----------|----------|------------------------|-------|----------|----------|---------------|-------|-----------|----------|
| | Farmgate Prices | | | | Wholesale Prices | | | | Retail Prices | | | |
| | 2007 | 2008 | % Change | | 2007 | 2008 | % Change | | 2007 | 2008 | % Change | |
| (1) | (2) | (3) | (3)/(2) | (weekly) | (6) | (7) | (7)/(6) | (weekly) | (10) | 39779 | (11)/(10) | (weekly) |
| Oct Wk1 | 11.34 | 13.12 | 15.70 | -1.06 | 23.44 | 30.09 | 28.37 | -0.13 | 25.79 | 33.94 | 31.60 | -0.50 |
| Wk 2 | 11.33 | 13.27 | 17.12 | 1.14 | 23.39 | 29.87 | 27.70 | -0.73 | 25.74 | 33.73 | 31.04 | -0.62 |
| Wk 3 | 11.22 | 13.31 | 18.63 | 0.30 | 23.18 | 29.76 | 28.39 | -0.37 | 25.58 | 33.44 | 30.73 | -0.86 |
| Wk 4 | 11.18 | 13.40 | 19.86 | 0.68 | 23.26 | 29.56 | 27.09 | -0.67 | 25.63 | 33.08 | 29.07 | -1.08 |
| Nov Wk 1 | 11.22 | 13.19 | 17.56 | -1.57 | 23.22 | 29.29 | 26.14 | -0.91 | 25.54 | 32.94 | 28.97 | -0.42 |
| Wk 2 | 11.19 | 13.25 | 18.41 | 0.45 | 23.15 | 28.98 | 25.18 | -1.06 | 25.48 | 32.71 | 28.38 | -0.70 |
| Wk 3 | 11.13 | 13.23 | 18.87 | -0.15 | 23.17 | 28.97 | 25.03 | -0.03 | 25.47 | 32.55 | 27.80 | -0.49 |
| Wk 4 | 11.24 | 13.01 | 15.75 | -1.66 | 23.17 | 29.06 | 25.42 | 0.31 | 25.49 | 32.66 | 28.13 | 0.34 |

| Month/Week | Regular Milled Rice (RMR) | | | | | | | |
|------------|---------------------------|-------|----------|----------|---------------|-------|----------|----------|
| | Wholesale Prices | | | | Retail Prices | | | |
| | 2007 | 2008 | % Change | | 2007 | 2008 | % Change | |
| (1) | (2) | (3) | (3)/(2) | (weekly) | (6) | (7) | (7)/(6) | (weekly) |
| Oct Wk1 | 21.27 | 26.26 | 23.46 | 0.08 | 23.39 | 29.14 | 24.58 | -0.65 |
| Wk 2 | 21.23 | 26.05 | 22.70 | -0.80 | 23.31 | 28.77 | 23.42 | -1.27 |
| Wk 3 | 21.22 | 25.89 | 22.01 | -0.61 | 23.26 | 28.62 | 23.04 | -0.52 |
| Wk 4 | 21.20 | 25.84 | 21.89 | -0.19 | 23.21 | 28.57 | 23.09 | -0.17 |
| Nov Wk 1 | 21.20 | 25.69 | 21.18 | -0.58 | 23.16 | 28.39 | 22.58 | -0.63 |
| Wk 2 | 21.16 | 25.52 | 20.60 | -0.66 | 23.08 | 28.29 | 22.57 | -0.35 |
| Wk 3 | 21.16 | 25.46 | 20.32 | -0.24 | 23.11 | 28.15 | 21.81 | -0.49 |
| Wk 4 | 21.22 | 25.54 | 20.36 | 0.31 | 23.10 | 28.12 | 21.73 | -0.11 |

| Month/Week | Corngrain, Yellow | | | | | | | | | | | |
|------------|-------------------|-------|----------|----------|------------------|-------|----------|----------|---------------|-------|-----------|----------|
| | Farmgate Prices | | | | Wholesale Prices | | | | Retail Prices | | | |
| | 2007 | 2008 | % Change | | 2007 | 2008 | % Change | | 2007 | 2008 | % Change | |
| (1) | (2) | (3) | (3)/(2) | (weekly) | (6) | (7) | (7)/(6) | (weekly) | (10) | (11) | (11)/(10) | (weekly) |
| Oct Wk1 | 9.88 | 10.63 | 7.59 | 2.71 | 11.21 | 12.49 | 11.42 | 0.48 | 16.17 | 18.24 | 12.80 | 0.11 |
| Wk 2 | 9.94 | 10.80 | 8.65 | 1.60 | 11.34 | 12.85 | 13.32 | 2.88 | 16.22 | 18.23 | 12.39 | -0.05 |
| Wk 3 | 9.97 | 10.95 | 9.83 | 1.39 | 11.40 | 13.01 | 14.12 | 1.25 | 16.21 | 18.11 | 11.72 | -0.66 |
| Wk 4 | 9.93 | 10.97 | 10.47 | 0.18 | 11.36 | 12.99 | 14.35 | -0.15 | 16.21 | 18.11 | 11.72 | 0.00 |
| Nov Wk 1 | 9.92 | 11.08 | 11.69 | 1.00 | 11.50 | 13.01 | 13.13 | 0.15 | 15.84 | 17.90 | 13.01 | -1.16 |
| Wk 2 | 9.91 | 11.30 | 14.03 | 1.99 | 11.53 | 13.08 | 13.44 | 0.54 | 16.21 | 18.00 | 11.04 | 0.56 |
| Wk 3 | 9.83 | 11.28 | 14.75 | -0.18 | 11.62 | 13.01 | 11.96 | -0.54 | 15.81 | 18.14 | 14.74 | 0.78 |
| Wk 4 | 9.94 | 11.20 | 12.68 | -0.71 | 11.66 | 13.15 | 12.78 | 1.08 | 16.66 | 18.44 | 10.68 | 1.65 |

| Month/Week | Corngrain, White | | | | | | | | | | | |
|------------|------------------|-------|----------|----------|------------------|-------|----------|----------|---------------|-------|-----------|----------|
| | Farmgate Prices | | | | Wholesale Prices | | | | Retail Prices | | | |
| | 2007 | 2008 | % Change | | 2007 | 2008 | % Change | | 2007 | 2008 | % Change | |
| (1) | (2) | (3) | (3)/(2) | (weekly) | (6) | (7) | (7)/(6) | (weekly) | (10) | (11) | (11)/(10) | (weekly) |
| Oct Wk1 | 9.20 | 12.05 | 30.98 | 1.77 | 11.48 | 14.53 | 26.57 | 2.98 | 14.56 | 18.18 | 24.86 | 2.83 |
| Wk 2 | 9.32 | 12.25 | 31.44 | 1.66 | 11.51 | 14.79 | 28.50 | 1.79 | 14.58 | 18.29 | 25.45 | 0.61 |
| Wk 3 | 9.41 | 12.57 | 33.58 | 2.61 | 11.64 | 15.03 | 29.12 | 1.62 | 14.57 | 18.02 | 23.68 | -1.48 |
| Wk 4 | 9.47 | 12.74 | 34.53 | 1.35 | 11.68 | 15.12 | 29.45 | 0.60 | 14.57 | 18.01 | 23.61 | -0.06 |
| Nov Wk 1 | 9.52 | 12.67 | 33.09 | -0.55 | 11.63 | 15.02 | 29.15 | -0.66 | 14.57 | 18.01 | 23.61 | 0.00 |
| Wk 2 | 9.59 | 12.79 | 33.37 | 0.95 | 11.61 | 15.01 | 29.29 | -0.07 | 14.58 | 18.01 | 23.53 | 0.00 |
| Wk 3 | 9.69 | 12.52 | 29.21 | -2.11 | 11.67 | 14.67 | 25.71 | -2.27 | 14.63 | 18.36 | 25.50 | 1.94 |
| Wk 4 | 9.75 | 12.34 | 26.56 | -1.44 | 11.52 | 14.57 | 26.48 | -0.68 | 14.63 | 18.29 | 25.02 | -0.38 |