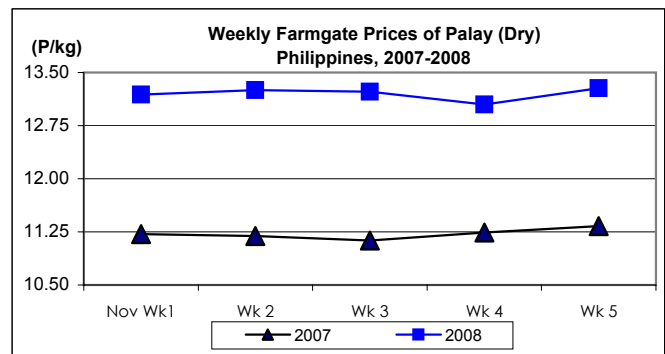




Updates on Palay, Rice & Corn Prices, November 2008

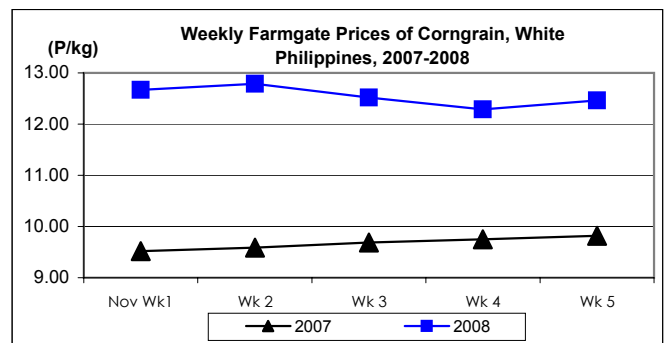
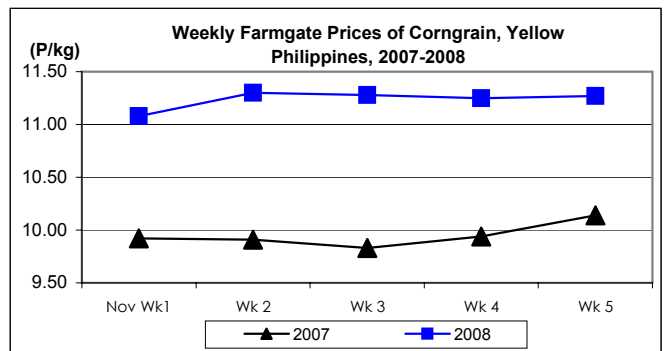
A. Farmgate Price of Palay

- * Fluctuating prices were recorded at farmgate. Highest price noted during the period was P13.28/kg.
 - The monthly average price of palay at P13.19/kg was 0.53% **below** last month's price but was 17.45% **above** last year's report.



B. Farmgate Prices of Corngrain, Yellow and White

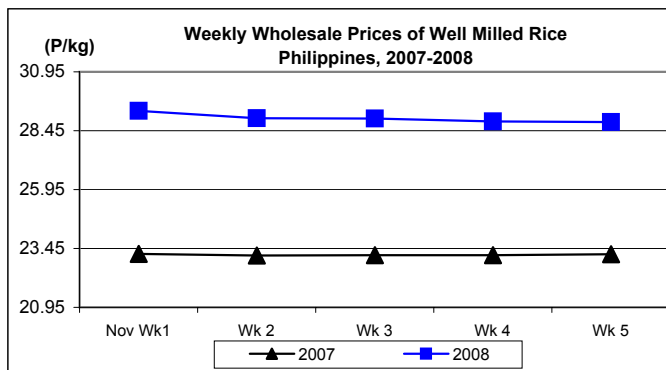
- * Price declines were registered on the 3rd and 4th weeks for both yellow and white corngrain and, likewise, on the 1st week for white corngrain.
 - Average price of yellow corngrain at P11.28/kg posted **mark-ups** of 4.06% and 13.94% from prices of October 2008 and November 2007, respectively.
 - Average price of white corngrain at P12.53/kg was **higher** by 1.05% from last month's P12.40/kg and by 30.93% from last year's P9.57/kg.



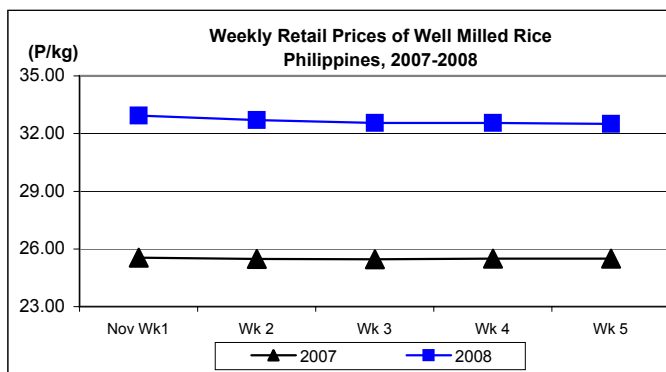
C. Wholesale and Retail Prices of Well Milled Rice (WMR)

☀ Prices at both wholesale and retail sustained cuts although retail price slightly recovered on the 4th week.

- Average wholesale price at P28.98/kg was **down** by 2.88% from last month's quotation but was **up** by 25.02% relative to last year's level.



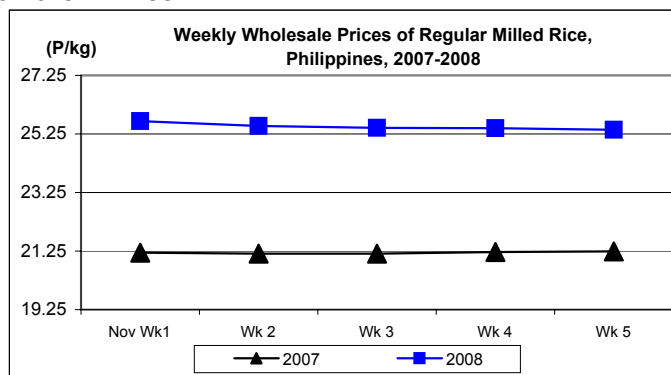
- Average retail price at P32.65/kg **fell** by 2.65% from October 2008 price but **rose** by 28.09% from November 2007 level.



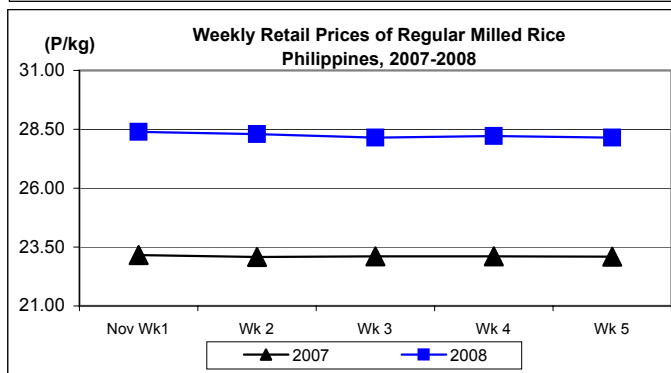
D. Wholesale and Retail Prices of Regular Milled Rice (RMR)

☀ Price movements at both wholesale and retail levels were similar to those of well milled rice, i.e., continuous price drops except at retail on the 4th week.

- At wholesale, average price at P25.50/kg **slid** by 2.04% from last month's level but **gained** by 20.34% compared to last year's record.



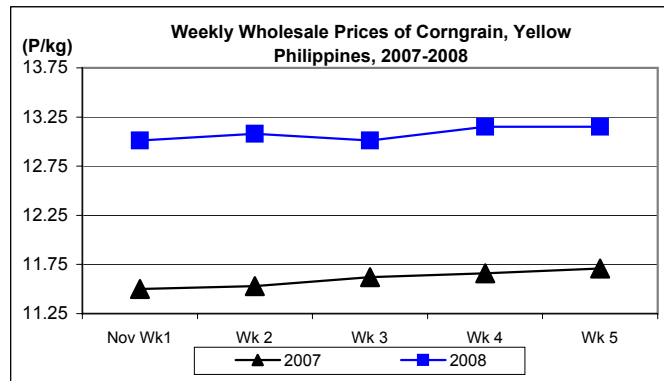
- At retail, average price at P28.23/kg **decreased** by 1.91% from last month's P28.78/kg but **increased** by 22.21% from last year's P23.10/kg.



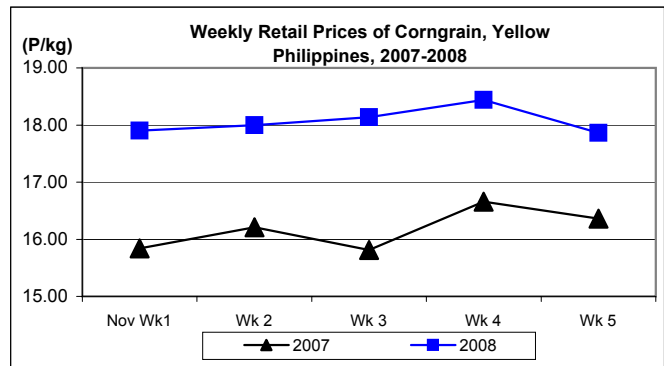
E. Wholesale and Retail Prices of Corngrain, Yellow

☀ At wholesale, price dropped on the 3rd week but recovered on the 4th week and remained at that level on the 5th week. At retail, price cuts were noted at the start and close of the month.

- Average wholesale price at P13.08/kg posted **increments** of 1.55% and 12.95% from prices of last month and last year, respectively.



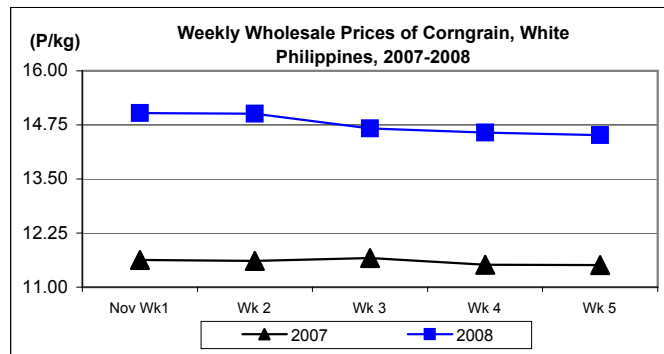
- Average retail price at P18.39/kg posted **gains** of 1.88% from last month's quotation and 10.58% from last year's record.



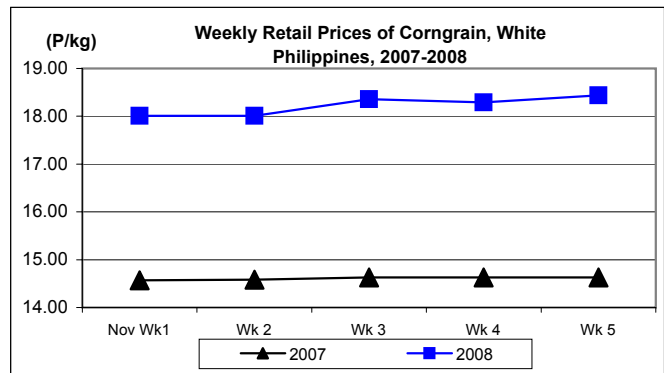
F. Wholesale and Retail Prices of Corngrain, White

☀ At wholesale, prices went down continuously throughout the month. At retail, prices were at the same level for the first two weeks but fluctuated in the remaining weeks.

- At wholesale, the average price of P14.76/kg was **down** by 0.74% from last month's level but **up** by 27.13% from last year's report.



- At retail, the average price of 18.22/kg recorded **gains** of 0.55% and 24.79% from prices of last month and last year, respectively.



Annex 1

Comparative Farmgate, Wholesale and Retail Prices of Palay, Rice and Corn, Philippines for the month of November 2008

Month/Week	Palay, dry		Well Milled Rice (WMR)			
	Farmgate Prices		Wholesale Prices		Retail Prices	
	Price/kg	% Change	Price/kg	% Change	Price/kg	% Change
Wk 1	13.19	-1.57	29.29	-0.91	32.94	-0.42
Wk 2	13.25	0.45	28.98	-1.06	32.71	-0.70
Wk 3	13.23	-0.15	28.97	-0.03	32.55	-0.49
Wk 4	13.05	-1.36	28.85	-0.41	32.56	0.03
Wk 5	13.28	1.76	28.82	-0.10	32.50	-0.18
Nov 2008	13.19	-	28.98	-	32.65	-
Nov 2007	11.23	17.45	23.18	25.02	25.49	28.09
Oct 2008	13.26	-0.53	29.84	-2.88	33.54	-2.65

Month/Week	Regular Milled Rice (RMR)			
	Wholesale Prices		Retail Prices	
	Price/kg	% Change	Price/kg	% Change
Wk 1	25.69	-0.58	28.39	-0.63
Wk 2	25.52	-0.66	28.29	-0.35
Wk 3	25.46	-0.24	28.15	-0.49
Wk 4	25.45	-0.04	28.22	0.25
Wk 5	25.39	-0.24	28.14	-0.28
Nov 2008	25.50	-	28.23	-
Nov 2007	21.19	20.34	23.10	22.21
Oct 2008	26.03	-2.04	28.78	-1.91

Month/Week	Corngrain, Yellow					
	Farmgate Prices		Wholesale Prices		Retail Prices	
	Price/kg	% Change	Price/kg	% Change	Price/kg	% Change
Wk 1	11.08	1.00	13.01	0.15	17.90	-1.16
Wk 2	11.30	1.99	13.08	0.54	18.00	0.56
Wk 3	11.28	-0.18	13.01	-0.54	18.14	0.78
Wk 4	11.25	-0.27	13.15	1.08	18.44	1.65
Wk 5	11.27	0.18	13.15	0.00	17.86	-3.15
Nov 2008	11.28	-	13.08	-	18.39	-
Nov 2007	9.90	13.94	11.58	12.95	16.63	10.58
Oct 2008	10.84	4.06	12.88	1.55	18.05	1.88

Month/Week	Corngrain, White					
	Farmgate Prices		Wholesale Prices		Retail Prices	
	Price/kg	% Change	Price/kg	% Change	Price/kg	% Change
Wk 1	12.67	-0.55	15.02	-0.66	18.01	0.00
Wk 2	12.79	0.95	15.01	-0.07	18.01	0.00
Wk 3	12.52	-2.11	14.67	-2.27	18.36	1.94
Wk 4	12.29	-1.84	14.57	-0.68	18.29	-0.38
Wk 5	12.46	1.38	14.51	-0.41	18.44	0.82
Nov 2008	12.53	-	14.76	-	18.22	-
Nov 2007	9.57	30.93	11.61	27.13	14.60	24.79
Oct 2008	12.40	1.05	14.87	-0.74	18.12	0.55