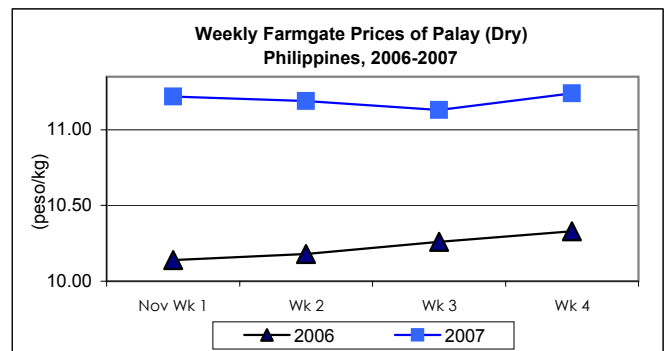




Updates on Palay, Rice & Corn Prices, November 2007

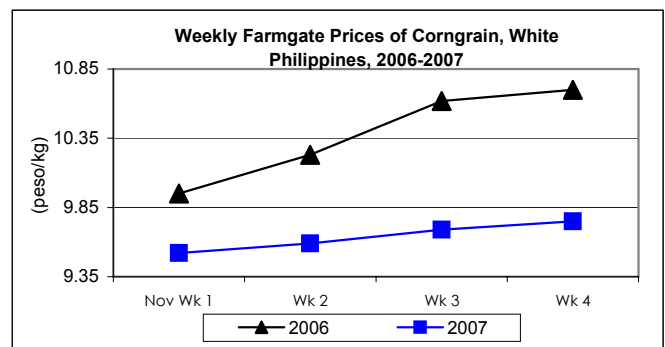
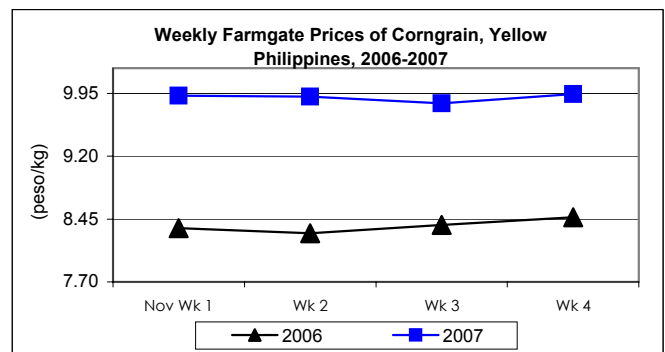
A. Farmgate Price of Palay

- * Price of palay registered an increase during the last week of the month after two weeks of decreases.
 - This month's price of P11.23/kg posted a 0.44% **decrease** from previous month's level but indicated an **increase** of 10.10% from last year's record.



B. Farmgate Prices of Corngrain, Yellow and White

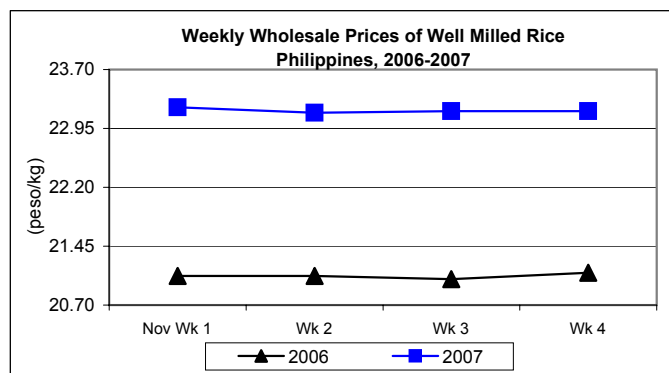
- * Although yellow corngrain gained from the drop during the 3rd week, its monthly average closed lower than the previous month's price. White corngrain noted a sustained uptrend in prices during the month.
 - The monthly average price of yellow corngrain at P9.90/kg was **lower** by 0.30% from the last month's price but **higher** by 18.71% compared to the previous year's record.
 - White corngrain's average price for the month at P9.57/kg recorded an **increase** of 3.01% from the last month's price of P9.29/kg. But it indicated a **decrease** of 6.73% relative to the last year's report.



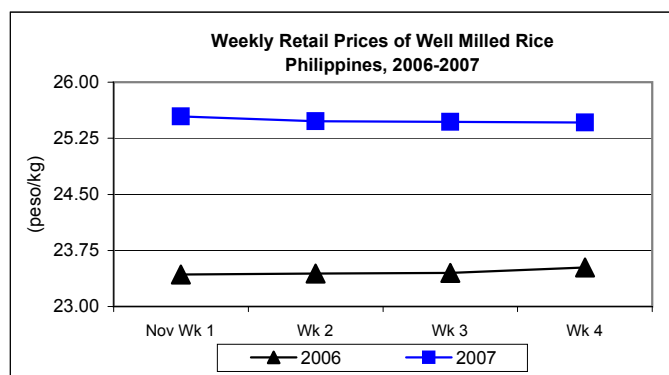
C. Wholesale and Retail Prices of Well Milled Rice (WMR)

☀ Wholesale price was stable during the last two (2) weeks. Retail price showed a continuous but slight downward movement.

- Wholesale price, which settled at P23.18/kg, **dropped** by 0.69% from the last month's report but **rose** by 10.01% from the 2006 price.



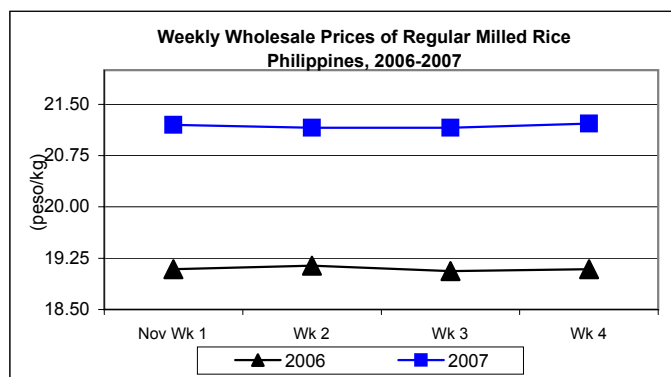
- Retail price of P25.49/kg registered a **decrement** of 0.82% compared to the preceding month's price but an 8.65% **increment** from the last year's record.



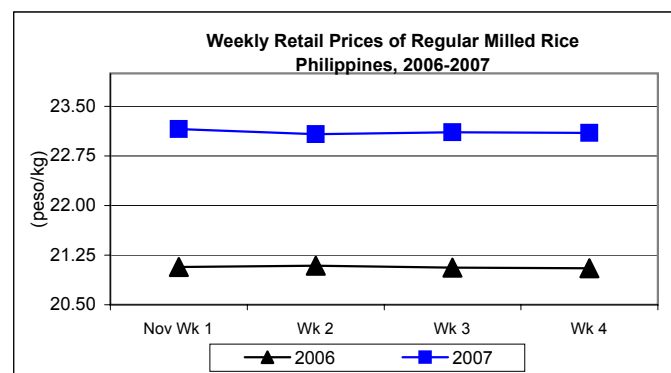
D. Wholesale and Retail Prices of Regular Milled Rice (RMR)

☀ Wholesale price increased after being stable on the 3rd week. Retail price, on the other hand, dropped again as the month closed.

- Wholesale price, which closed at P21.19/kg, **fell** by 0.33% from the previous month's price of P21.26/kg but **rose** by 11.00% from the last year's report.



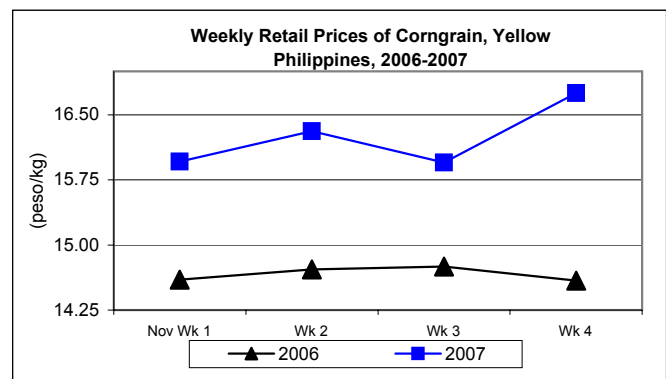
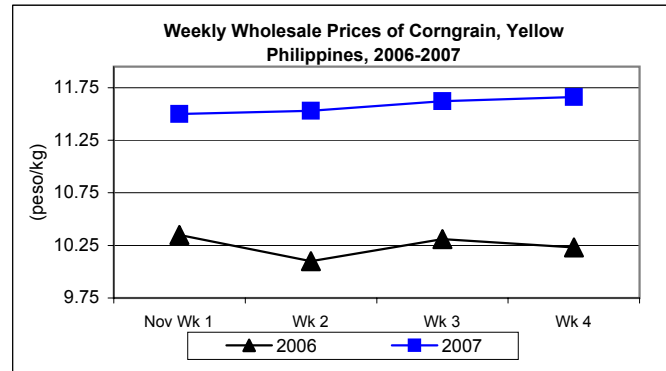
- Retail price of P23.10/kg was **lower** by 0.99% from last month's P23.33/kg but was **higher** by 9.58% compared to the previous year's report.



E. Wholesale and Retail Prices of Corngrain, Yellow

☀ Prices moved upward at wholesale price while they registered weekly fluctuations at retail.

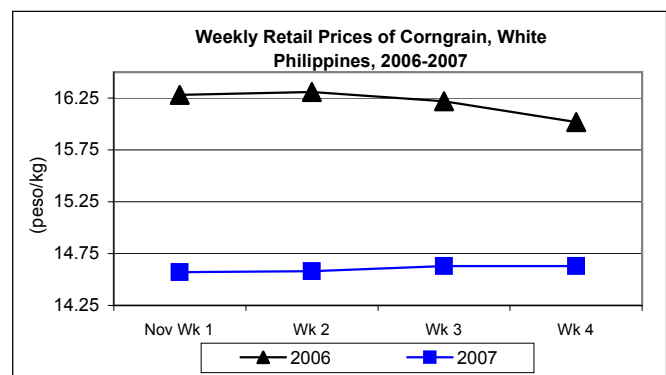
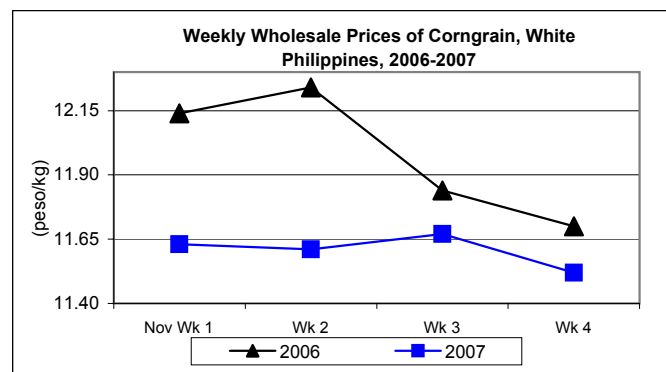
- Wholesale price, which averaged P11.58/kg, was **up** by 2.21% and 13.09% from the last month's and the previous year's prices, respectively.
- Retail price of P16.70/kg indicated **increases** of 2.45% from last month's P16.30/kg and 13.84% relative to the price of the same month in 2006.



F. Wholesale and Retail Prices of Corngrain, White

☀ Wholesale price fluctuated during the month, while retail price stabilized as the month ended.

- Wholesale price at P11.61/kg **gained** by 0.26% from the previous month's price. Relative to last year's record, price showed a 1.02% **decrement**.
- Retail price at P14.60/kg indicated an **increase** of 0.21% compared to last month but a **decrease** of 9.93% was noted relative to last year's record.



Annex 1

Comparative Farmgate, Wholesale and Retail Prices of Palay, Rice and Corn, Philippines for the month of November 2007

Month/Week	Palay, dry		Well Milled Rice (WMR)			
	Farmgate Prices		Wholesale Prices		Retail Prices	
	Price/kg	% Change	Price/kg	% Change	Price/kg	% Change
Wk 1	11.22	0.36	23.22	-0.17	25.54	-0.35
Wk 2	11.19	-0.27	23.15	-0.30	25.48	-0.23
Wk 3	11.13	-0.54	23.17	0.09	25.47	-0.04
Wk 4	11.24	0.99	23.17	0.00	25.46	-0.04
Nov 2007	11.23	-	23.18	-	25.49	-
Nov 2006	10.20	10.10	21.07	10.01	23.46	8.65
Oct 2007	11.28	-0.44	23.34	-0.69	25.70	-0.82

Month/Week	Regular Milled Rice (RMR)			
	Wholesale Prices		Retail Prices	
	Price/kg	% Change	Price/kg	% Change
Wk 1	21.20	0.00	23.16	-0.22
Wk 2	21.16	-0.19	23.08	-0.35
Wk 3	21.16	0.00	23.11	0.13
Wk 4	21.22	0.28	23.10	-0.04
Nov 2007	21.19	-	23.10	-
Nov 2006	19.09	11.00	21.08	9.58
Oct 2007	21.26	-0.33	23.33	-0.99

Month/Week	Corngrain, Yellow					
	Farmgate Prices		Wholesale Prices		Retail Prices	
	Price/kg	% Change	Price/kg	% Change	Price/kg	% Change
Wk 1	9.92	-0.10	11.50	1.23	15.96	-2.15
Wk 2	9.91	-0.10	11.53	0.26	16.31	2.19
Wk 3	9.83	-0.81	11.62	0.78	15.95	-2.21
Wk 4	9.94	1.12	11.66	0.34	16.75	5.02
Nov 2007	9.90	-	11.58	-	16.70	-
Nov 2006	8.34	18.71	10.24	13.09	14.67	13.84
Oct 2007	9.93	-0.30	11.33	2.21	16.30	2.45

Month/Week	Corngrain, White					
	Farmgate Prices		Wholesale Prices		Retail Prices	
	Price/kg	% Change	Price/kg	% Change	Price/kg	% Change
Wk 1	9.52	0.53	11.63	-0.43	14.57	0.00
Wk 2	9.59	0.74	11.61	-0.17	14.58	0.07
Wk 3	9.69	1.04	11.67	0.52	14.63	0.34
Wk 4	9.75	0.62	11.52	-1.29	14.63	0.00
Nov 2007	9.57	-	11.61	-	14.60	-
Nov 2006	10.26	-6.73	11.73	-1.02	16.21	-9.93
Oct 2007	9.29	3.01	11.58	0.26	14.57	0.21

* - Nov 07/Nov 06 and Nov 07/Oct 07, respectively