

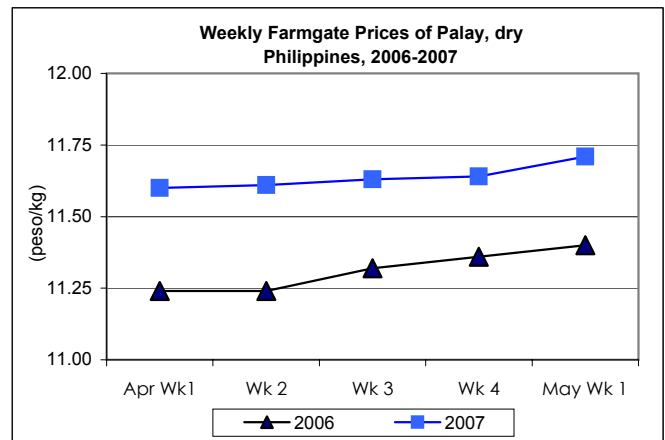


Updates on Palay, Rice & Corn Prices, May 2 - 8, 2007

A. Farmgate Price of Palay

☀ There was a sustained weekly upward price movement at the farmgate.

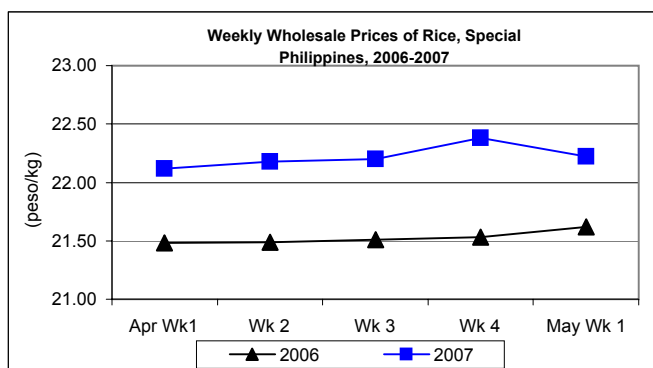
- Palay price at P11.71/kg posted a 0.60% **increase** from last week's level. Compared to May of 2006, price **grew** by 2.72%.



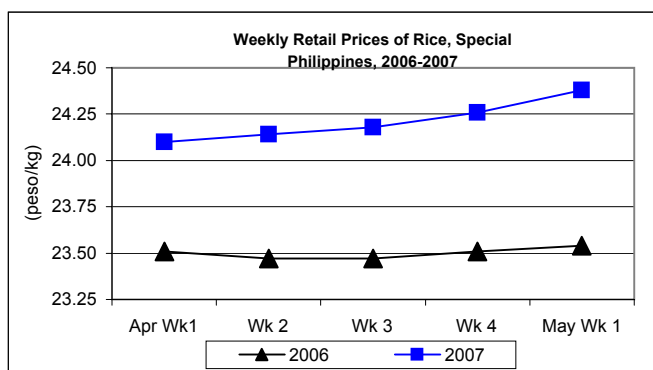
B. Wholesale and Retail Prices of Rice, Special

☀ Wholesale price weakened this week while retail price sustained its uptrend.

- At wholesale, price at P22.22/kg was **down** by 0.71% from the previous week's record but was **up** by 2.78% from last year's report.



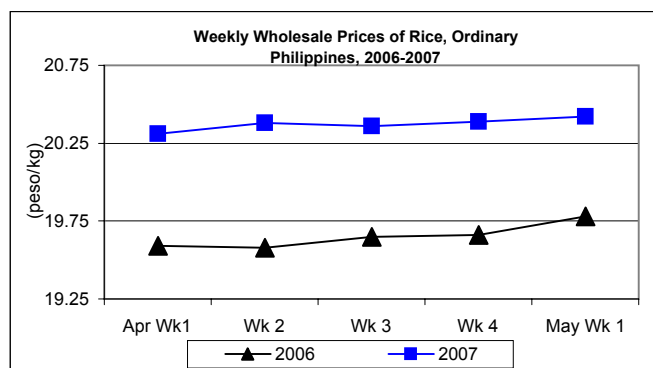
- Retail price at P24.38/kg **inched up** by 0.49% and 3.57% from last week's and last year's levels, respectively.



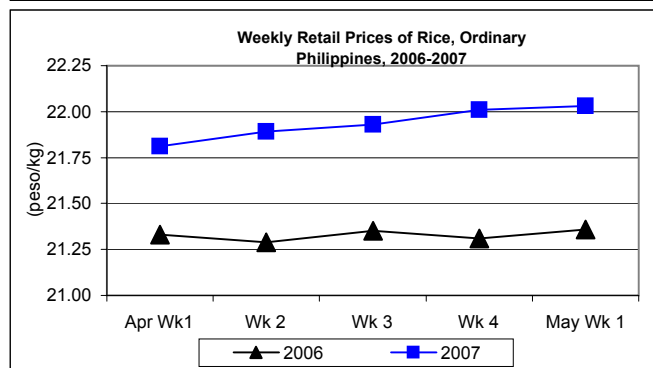
C. Wholesale and Retail Prices of Rice, Ordinary

☀ Wholesale price was higher than last week's level. Retail price continued to move up at fluctuating rate.

- Wholesale price which averaged P20.42/kg **rose** by 0.15% from the previous week's quotation and by 3.24% from last year's record.



- Retail price at P22.03/kg was **higher** by 0.09% from last week's level and by 3.14% from last year's P21.36/kg.

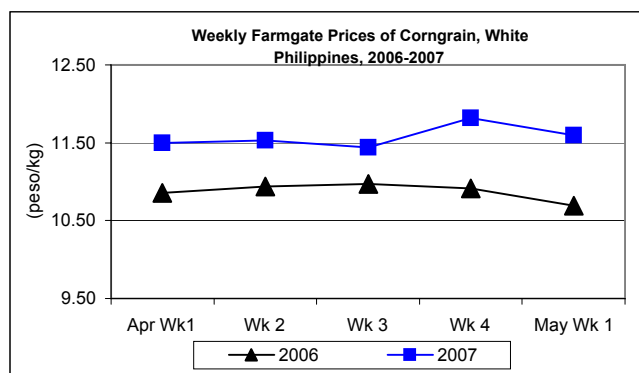
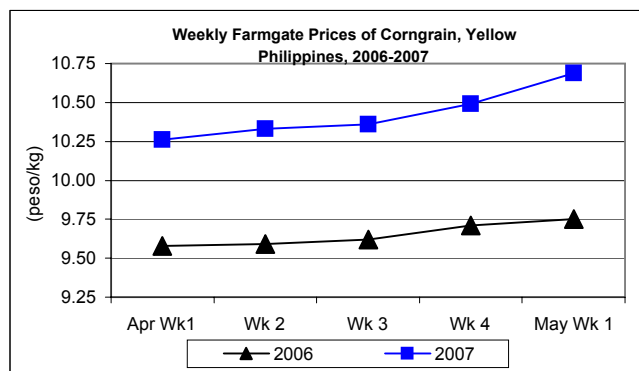


D. Farmgate Prices of Corngrain, Yellow and White

✦ Price of yellow corngrain continued its upward movement while those of white corngrain registered weekly fluctuations.

- For yellow corngrain, price at P10.69/kg **gained** by 1.91% from last week's level and by 9.64% from last year's quotation.

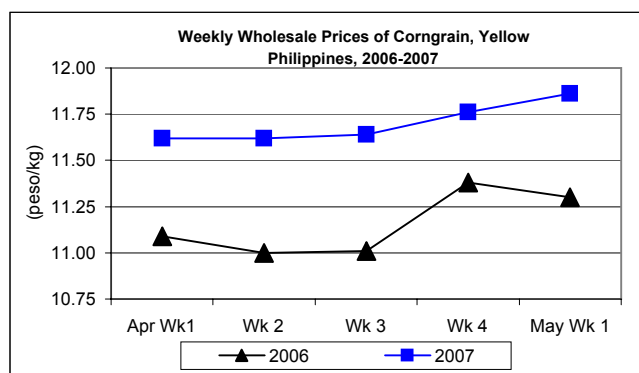
- For white corngrain, price which settled at P11.60/kg **declined** by 1.86% from last week's price but registered an 8.51% **increment** from last year's level.



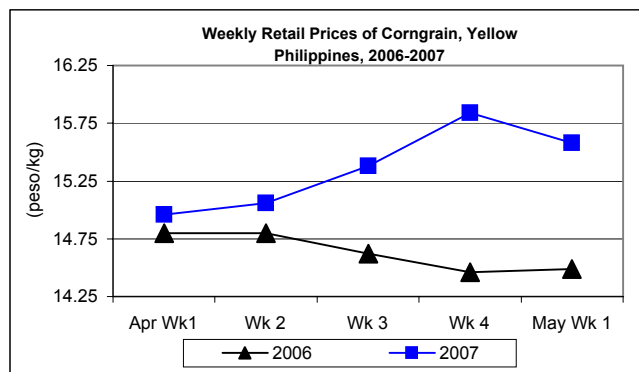
E. Wholesale and Retail Prices of Corngrain, Yellow

✦ Wholesale price reported higher price quotation compared to last week's and last year's level. Retail price softened after weeks of increases.

- Wholesale price averaged P11.86/kg and reflected **increases** of 0.85% from last week's price and 4.96% from last year's record.



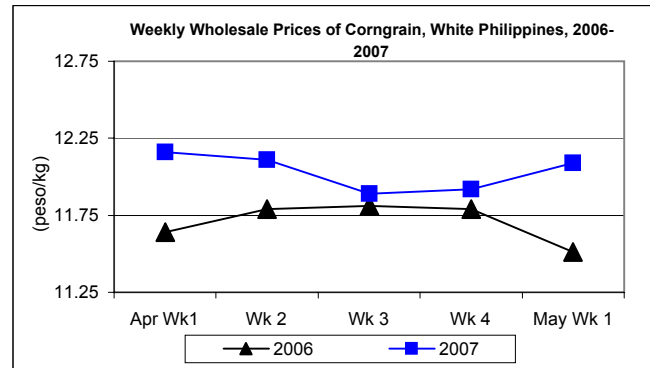
- Retail price at P15.88/kg was **higher** by 0.25% from the previous week's report and by 9.59% from the quotation in May 2006.



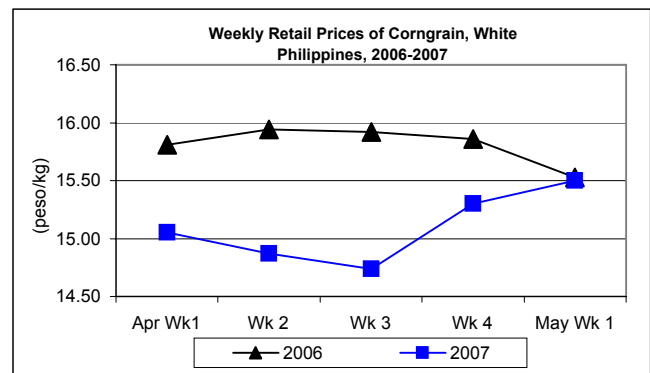
F. Wholesale and Retail Prices of Corngrain, White

✦ Both wholesale and retail prices increased from last week's quotations. Compared to last year's levels, wholesale price moved up while retail price went down.

- Wholesale price averaged P12.09/kg posted **increments** of 1.43% from April 2007 and 5.04% from May 2006.



- Retail price closed at P15.50/kg and **increased** by 1.31% from last week's price but **decreased** by 0.19% from last year's level.



Annex 1

Comparative Weekly Farmgate, Wholesale and Retail Prices of Palay, Rice and Corn, Philippines

| Month/Week | Palay, dry | | | | Rice, Special | | | | | | | |
|------------|-----------------|-------|----------|----------|------------------|-------|----------|----------|---------------|-------|-----------|----------|
| | Farmgate Prices | | | | Wholesale Prices | | | | Retail Prices | | | |
| | 2006 | 2007 | % Change | | 2006 | 2007 | % Change | | 2006 | 2007 | % Change | |
| (1) | (2) | (3) | (3)/(2) | (weekly) | (6) | (7) | (7)/(6) | (weekly) | (10) | (11) | (11)/(10) | (weekly) |
| Apr Wk1 | 11.24 | 11.60 | 3.20 | 0.52 | 21.48 | 22.12 | 2.98 | -0.09 | 23.51 | 24.10 | 2.51 | -0.04 |
| Wk 2 | 11.24 | 11.61 | 3.29 | 0.09 | 21.49 | 22.18 | 3.21 | 0.27 | 23.47 | 24.14 | 2.85 | 0.17 |
| Wk 3 | 11.32 | 11.63 | 2.74 | 0.17 | 21.51 | 22.20 | 3.21 | 0.09 | 23.47 | 24.18 | 3.03 | 0.17 |
| Wk 4 | 11.36 | 11.64 | 2.46 | 0.09 | 21.53 | 22.38 | 3.95 | 0.81 | 23.51 | 24.26 | 3.19 | 0.33 |
| May Wk1 | 11.40 | 11.71 | 2.72 | 0.60 | 21.62 | 22.22 | 2.78 | -0.71 | 23.54 | 24.38 | 3.57 | 0.49 |

| Month/Week | Rice, Ordinary | | | | | | | |
|------------|------------------|-------|----------|----------|---------------|-------|----------|----------|
| | Wholesale Prices | | | | Retail Prices | | | |
| | 2006 | 2007 | % Change | | 2006 | 2007 | % Change | |
| (1) | (2) | (3) | (3)/(2) | (weekly) | (6) | (7) | (7)/(6) | (weekly) |
| Apr Wk1 | 19.59 | 20.31 | 3.68 | -0.29 | 21.33 | 21.81 | 2.25 | -0.09 |
| Wk 2 | 19.58 | 20.38 | 4.09 | 0.34 | 21.29 | 21.89 | 2.82 | 0.37 |
| Wk 3 | 19.65 | 20.36 | 3.61 | -0.10 | 21.35 | 21.93 | 2.72 | 0.18 |
| Wk 4 | 19.66 | 20.39 | 3.71 | 0.15 | 21.31 | 22.01 | 3.28 | 0.36 |
| May Wk1 | 19.78 | 20.42 | 3.24 | 0.15 | 21.36 | 22.03 | 3.14 | 0.09 |

| Month/Week | Corngrain, Yellow | | | | | | | | | | | |
|------------|-------------------|-------|----------|----------|------------------|-------|----------|----------|---------------|-------|-----------|----------|
| | Farmgate Prices | | | | Wholesale Prices | | | | Retail Prices | | | |
| | 2006 | 2007 | % Change | | 2006 | 2007 | % Change | | 2006 | 2007 | % Change | |
| (1) | (2) | (3) | (3)/(2) | (weekly) | (6) | (7) | (7)/(6) | (weekly) | (10) | (11) | (11)/(10) | (weekly) |
| Apr Wk1 | 9.58 | 10.26 | 7.10 | 0.59 | 11.09 | 11.62 | 4.78 | 1.22 | 14.80 | 14.96 | 1.08 | 0.00 |
| Wk 2 | 9.59 | 10.33 | 7.72 | 0.68 | 11.00 | 11.62 | 5.64 | 0.00 | 14.80 | 15.06 | 1.76 | 0.67 |
| Wk 3 | 9.62 | 10.36 | 7.69 | 0.29 | 11.01 | 11.64 | 5.72 | 0.17 | 14.62 | 15.38 | 5.20 | 2.12 |
| Wk 4 | 9.71 | 10.49 | 8.03 | 1.25 | 11.38 | 11.76 | 3.34 | 1.03 | 14.46 | 15.84 | 9.54 | 2.99 |
| May Wk1 | 9.75 | 10.69 | 9.64 | 1.91 | 11.30 | 11.86 | 4.96 | 0.85 | 14.49 | 15.88 | 9.59 | 0.25 |

| Month/Week | Corngrain, White | | | | | | | | | | | |
|------------|------------------|-------|----------|----------|------------------|-------|----------|----------|---------------|-------|-----------|----------|
| | Farmgate Prices | | | | Wholesale Prices | | | | Retail Prices | | | |
| | 2006 | 2007 | % Change | | 2006 | 2007 | % Change | | 2006 | 2007 | % Change | |
| (1) | (2) | (3) | (3)/(2) | (weekly) | (6) | (7) | (7)/(6) | (weekly) | (10) | (11) | (11)/(10) | (weekly) |
| Apr Wk1 | 10.86 | 11.50 | 5.89 | -1.03 | 11.64 | 12.16 | 4.47 | -0.98 | 15.81 | 15.05 | -4.81 | 0.13 |
| Wk 2 | 10.94 | 11.53 | 5.39 | 0.26 | 11.79 | 12.11 | 2.71 | -0.41 | 15.94 | 14.87 | -6.71 | -1.20 |
| Wk 3 | 10.97 | 11.44 | 4.28 | -0.78 | 11.81 | 11.89 | 0.68 | -1.82 | 15.92 | 14.74 | -7.41 | -0.87 |
| Wk 4 | 10.91 | 11.82 | 8.34 | 3.32 | 11.79 | 11.92 | 1.10 | 0.25 | 15.86 | 15.30 | -3.53 | 3.80 |
| May Wk1 | 10.69 | 11.60 | 8.51 | -1.86 | 11.51 | 12.09 | 5.04 | 1.43 | 15.53 | 15.50 | -0.19 | 1.31 |