



AM - 0706 - \_\_\_\_

June 1, 2007

**MEMORANDUM FOR THE SECRETARY**

THRU : **Undersecretary Segfredo R. Serrano**

FROM : **Director Romeo S. Recide**

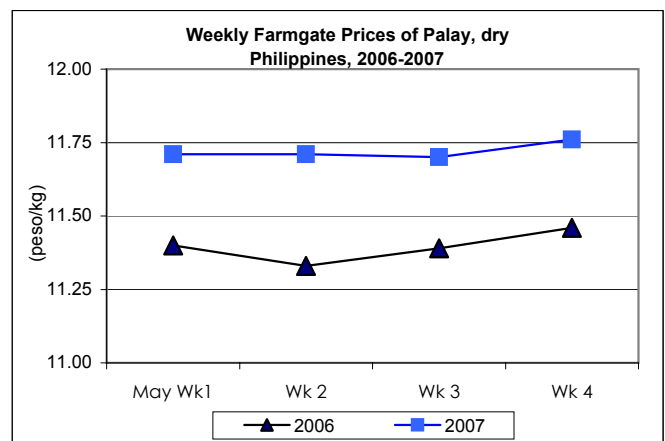
SUBJECT : **Updates on Palay, Rice & Corn Prices, May 2007**

This is to apprise the Secretary of the prevailing prices of palay, rice and corn for the month of May 2007.

**A. Farmgate Price of Palay**

☀ **Palay prices remained steady on the 2<sup>nd</sup> week and dropped on the 3<sup>rd</sup> week but the average price for the month was still higher from the levels last month and last year.**

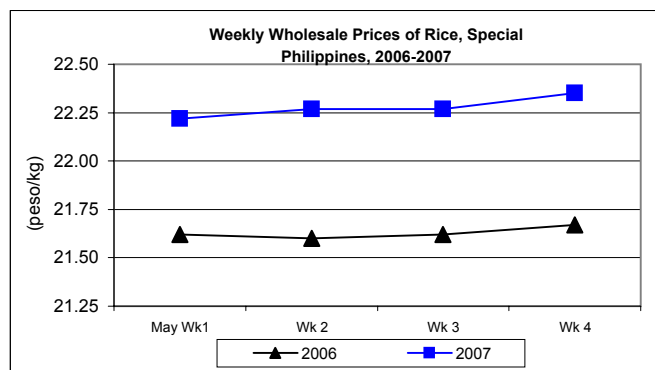
- Monthly average price was P11.70/kg or 0.69% **higher** than April 2007 price. Compared to 2006 level, price **grew** by 2.72%.



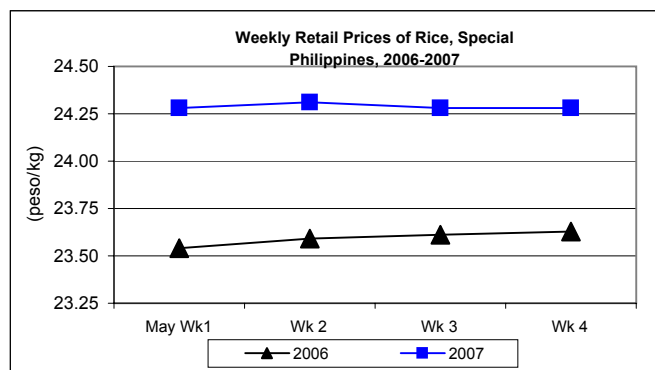
## B. Wholesale and Retail Prices of Rice, Special

- ☀ Retail prices were on the uptrend except on the 3<sup>rd</sup> week which indicated stable level. Wholesale prices went down on the 3<sup>rd</sup> week and remained steady on the 4<sup>th</sup> week. Both price levels were above last year's records.

- Wholesale price settled at P22.27/kg which represented **increases** of 0.41% and 2.96% from the prices last month and last year, respectively.



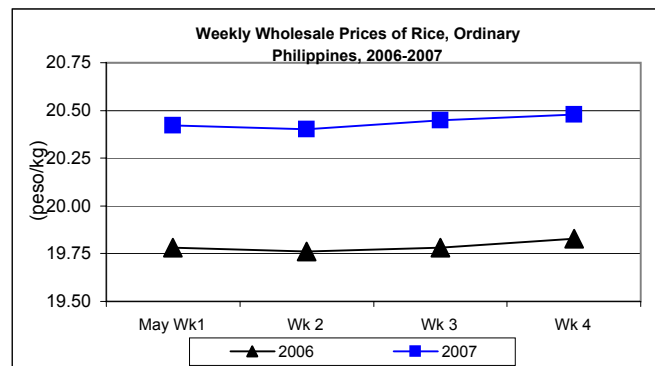
- Retail price at P24.29/kg posted **increments** of 0.50% from the previous month's price and 2.97% from the year-ago price.



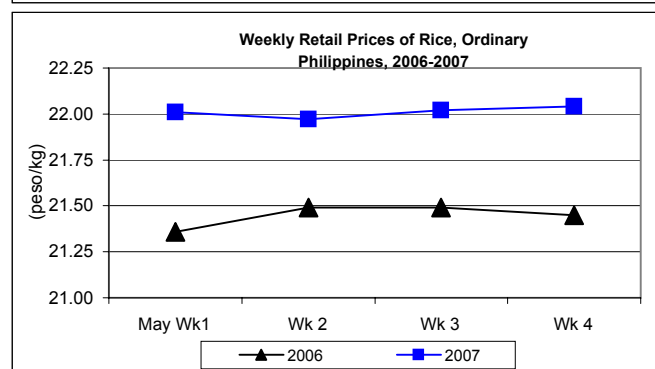
## C. Wholesale and Retail Prices of Rice, Ordinary

- ☀ Both price levels declined on the 2<sup>nd</sup> week but increased on the 3<sup>rd</sup> week until the close of the month.

- At wholesale, price moved **up** from P20.36/kg last month to P20.43/kg this month. Compared to last year's report, price **gained** by 3.23%.



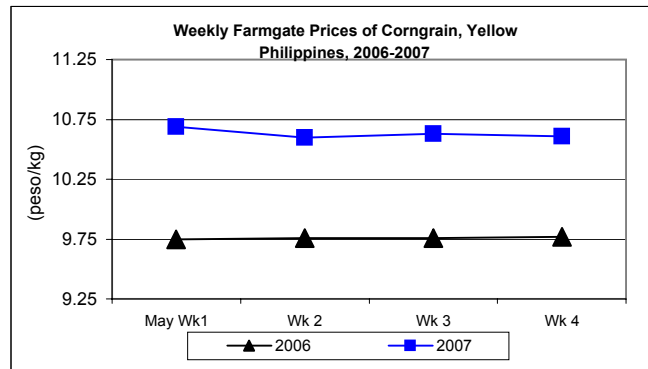
- Retail price at P22.01/kg showed **increments** of 0.46% from last month's record and 2.61% from May 2006 price.



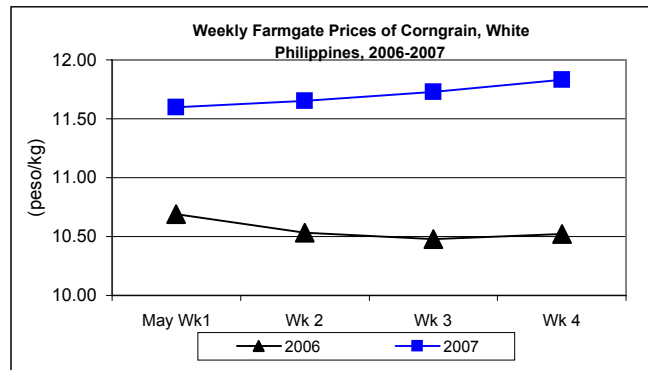
#### D. Farmgate Prices of Corngrain, Yellow and White

☀ Weekly prices of yellow corngrain reflected fluctuations while white corngrain prices were on the uptrend during the 2<sup>nd</sup> week until the 4<sup>th</sup> week.

- Yellow corngrain price averaged P10.65/kg and was **higher** by 3.30% from April 2007 report and by 9.12% from May 2006 record.



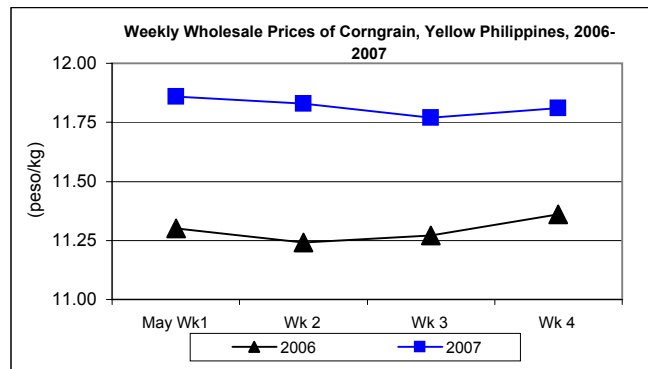
- White corngrain price settled at P11.69/kg and was **higher** by 0.78% from last month's price. Compared to May 2006 record, price moved **up** by 10.28%.



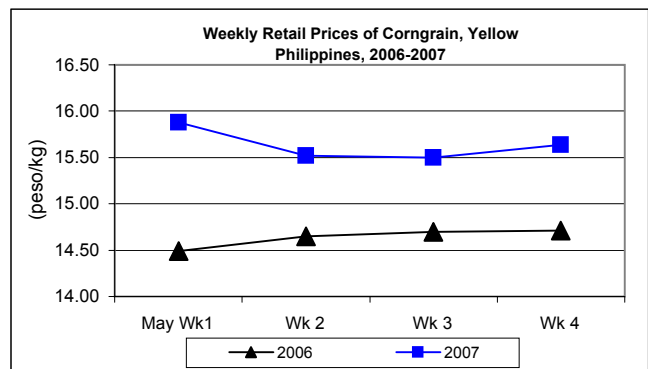
#### E. Wholesale and Retail Prices of Corngrain, Yellow

☀ Wholesale and retail prices were down on the 2<sup>nd</sup> and 3<sup>rd</sup> week but recovered at the close of the month. Monthly average prices were above last month's and last year's price quotations.

- Wholesale price averaged this month at P11.80/kg. It registered **increments** of 1.29% from the previous month's price and 4.70% from last year's record.



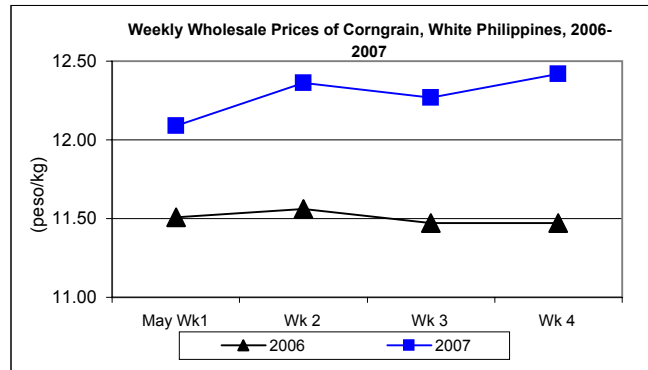
- Retail price at P15.58/kg was **up** by 0.84% from last month's P15.45/kg and by 6.42% from May 2006 record.



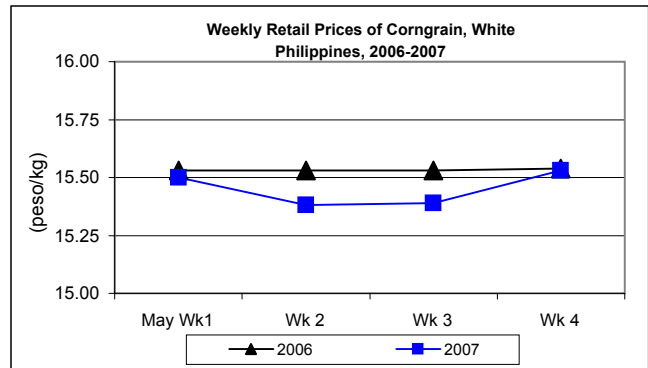
## F. Wholesale and Retail Prices of Corngrain, White

☀ Wholesale prices reflected weekly fluctuations while retail prices were on the uptrend on the last two weeks of the month. Relative to last year, wholesale prices indicated increases while retail prices showed decreases.

- Wholesale price at P12.35/kg was **higher** this month. It **grew** by 2.40% from the previous month's quotation and by 7.39% from last year's report.



- Retail price at P15.40/kg was **higher** by 2.87% from the previous month's price. Compared to May 2006 record, price was **lower** by 0.84%.



## Annex 1

### Comparative Farmgate, Wholesale and Retail Prices of Palay, Rice and Corn, Philippines for the month of May 2007

Month/Week	Palay, dry		Rice, Special			
	Farmgate Prices		Wholesale Prices		Retail Prices	
	Price/kg	% Change	Price/kg	% Change	Price/kg	% Change
Wk 1	11.71	-	22.22	-	24.28	-
Wk 2	11.71	0.00	22.27	0.23	24.31	0.12
Wk 3	11.70	-0.09	22.27	0.00	24.28	-0.12
Wk 4	11.76	0.51	22.35	0.36	24.28	0.00
May 2007	11.70	-	22.27	-	24.29	-
May 2006	11.39	2.72	21.63	2.96	23.59	2.97
Apr 2007	11.62	0.69	22.18	0.41	24.17	0.50

Month/Week	Rice, Ordinary			
	Wholesale Prices		Retail Prices	
	Price/kg	% Change	Price/kg	% Change
Wk 1	20.42	-	22.01	-
Wk 2	20.40	-0.10	21.97	-0.18
Wk 3	20.45	0.25	22.02	0.23
Wk 4	20.48	0.15	22.04	0.09
May 2007	20.43	-	22.01	-
May 2006	19.79	3.23	21.45	2.61
Apr 2007	20.36	0.34	21.91	0.46

Month/Week	Corngrain, Yellow					
	Farmgate Prices		Wholesale Prices		Retail Prices	
	Price/kg	% Change	Price/kg	% Change	Price/kg	% Change
Wk 1	10.69	-	11.86	-	15.88	-
Wk 2	10.60	-0.84	11.83	-0.25	15.52	-2.27
Wk 3	10.63	0.28	11.77	-0.51	15.50	-0.13
Wk 4	10.61	-0.19	11.81	0.34	15.64	0.90
May 2007	10.65	-	11.80	-	15.58	-
May 2006	9.76	9.12	11.27	4.70	14.64	6.42
Apr 2007	10.31	3.30	11.65	1.29	15.45	0.84

Month/Week	Corngrain, White					
	Farmgate Prices		Wholesale Prices		Retail Prices	
	Price/kg	% Change	Price/kg	% Change	Price/kg	% Change
Wk 1	11.60	-	12.09	-	15.50	-
Wk 2	11.65	0.43	12.36	2.23	15.38	-0.77
Wk 3	11.73	0.69	12.27	-0.73	15.39	0.07
Wk 4	11.83	0.85	12.42	1.22	15.53	0.91
May 2007	11.69	-	12.35	-	15.40	-
May 2006	10.60	10.28	11.50	7.39	15.53	-0.84
Apr 2007	11.60	0.78	12.06	2.40	14.97	2.87

\* - May 07/May 06 and May 07/Apr 07, respectively