

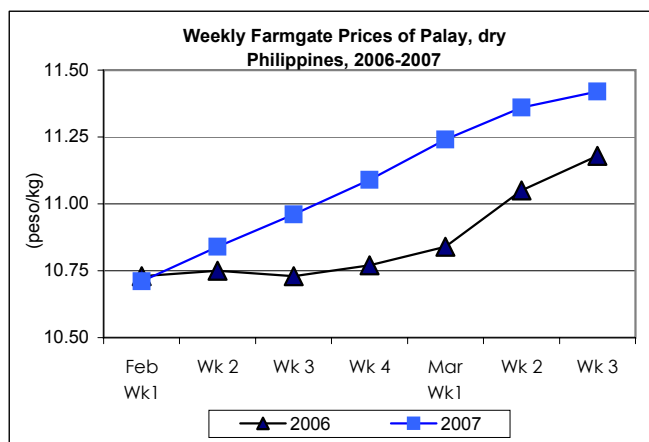


## Updates on Palay, Rice & Corn Prices, March 14 - 20, 2007

### A. Farmgate Price of Palay

☀ There was a sustained weekly uptrend of prices compared to the previous week and the-year-ago prices.

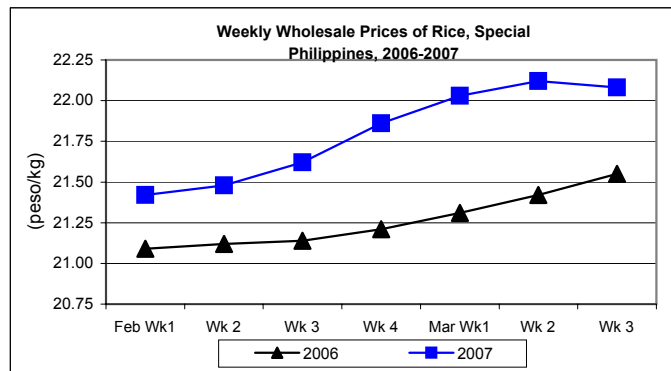
- Average price at P11.42/kg **increased** by 0.53% from last week's record and by 2.15% from last year's price.



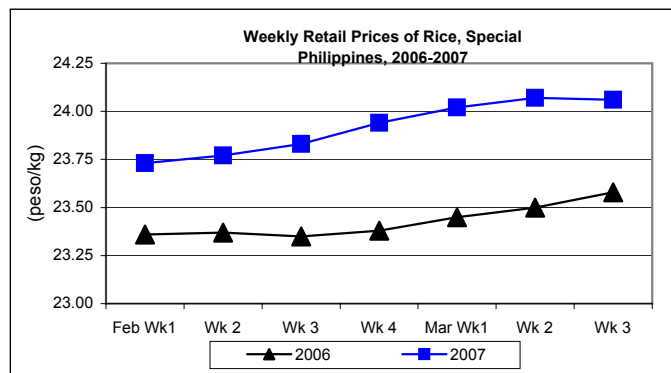
## B. Wholesale and Retail Prices of Rice, Special

☀ Wholesale and retail prices slightly dropped after weeks of increases but these were still higher than the prices of 2006.

- Wholesale price at P22.08/kg slid by 0.18% from last week's price but posted a 2.46% increment from last year's record.



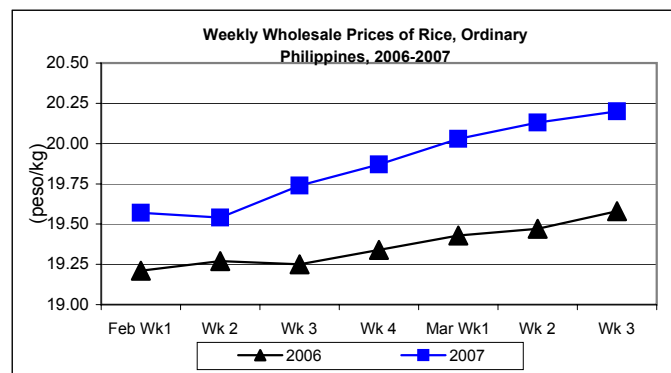
- Retail price at P 24.06/kg posted a 0.04% decrement from last week's level but was above last year's record by 2.04%.



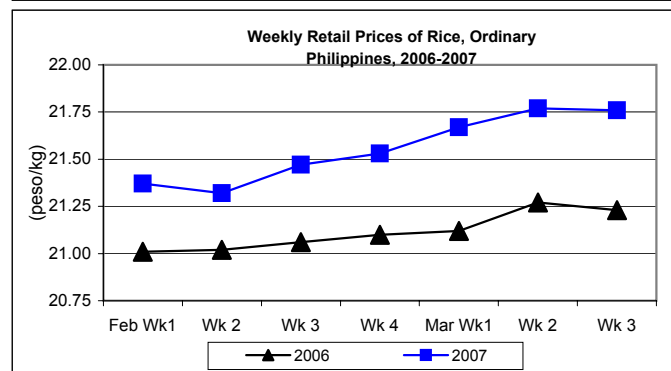
## C. Wholesale and Retail Prices of Rice, Ordinary

☀ Sustained increments were noted at wholesale level while retail price softened after weeks of uptrend.

- Wholesale price at P20.20/kg went up by 0.35% above the prices a week-ago and by 3.17% from 2006 level.



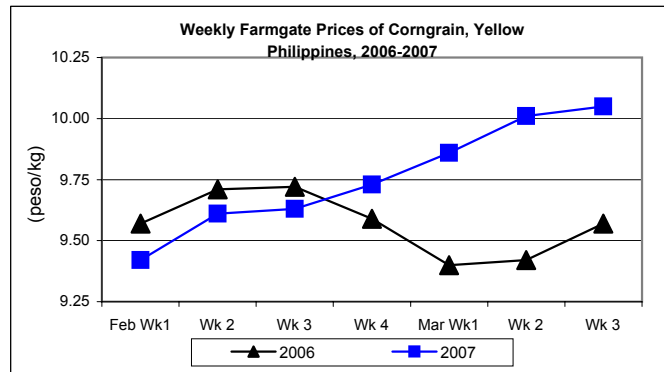
- Retail price at P21.76/kg was lower by 0.05% from last week's price but gained by 2.50% from the price a-year-ago.



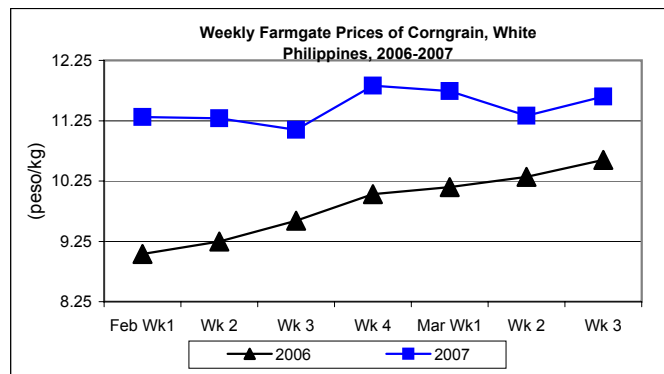
#### D. Farmgate Prices of Corngrain, Yellow and White

★ Yellow corngrain prices were on a continuous uptrend. White corngrain prices recovered after a two-week drop.

- Price of yellow corngrain which averaged P10.05/kg was **higher** by 0.40% and 5.02% from the records of last week and last year, respectively.



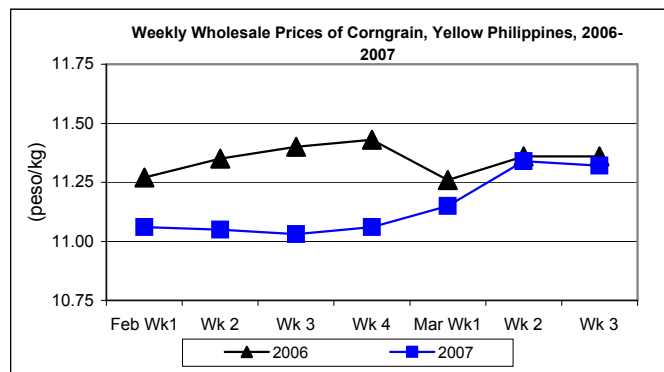
- White corngrain price at P11.65/kg **increased** by 2.82% from previous week's price and by 9.91% above last year's level.



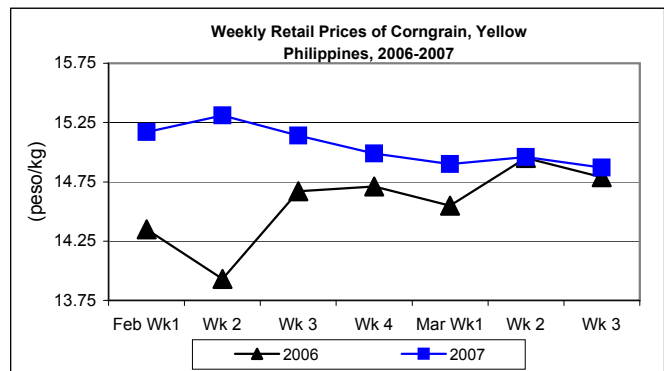
#### E. Wholesale and Retail Prices of Corngrain, Yellow

★ Wholesale and retail levels softened from last week's records. Wholesale price was still lower than the 2006 level while retail price remained above 2006 quotation.

- Wholesale price at P11.32/kg indicated **drops** of less than 1% from last week's and last year's prices.



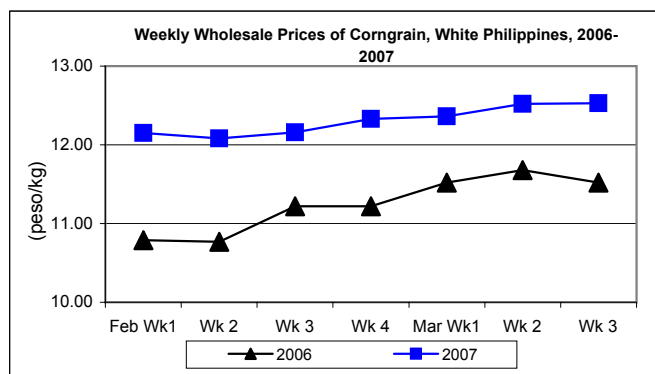
- Retail price at P14.87/kg went **down** by 0.60% from previous week's record but **increased** by 0.54% from 2006 quotation.



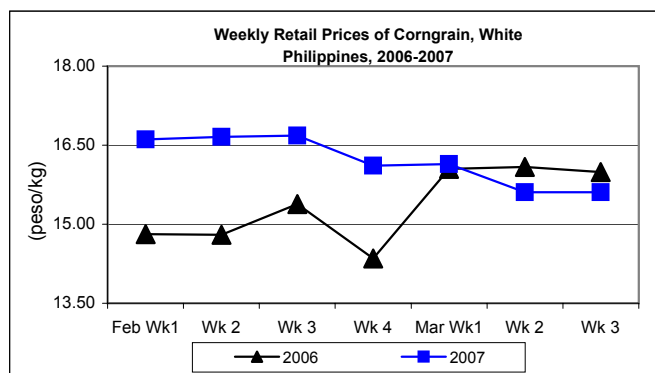
## F. Wholesale and Retail Prices of Corngrain, White

- ★ Wholesale price slightly went up while retail price remained at last week's level. Compared to 2006 levels, sustained increases were noted at wholesale while decrements at retail.

- Wholesale price at P12.53/kg indicated respective **increases** by 0.08% and 8.77% from last week's and last year's prices.



- Retail price **remained** at last week's level of P15.61/kg which was **below** 2006 level by 2.38%.
- **Stable** prices were registered in most provinces.



## Annex 1

### Comparative Weekly Farmgate, Wholesale and Retail Prices of Palay, Rice and Corn, Philippines

Month/Week	Palay, Special				Rice, Special							
	Farmgate Prices				Wholesale Prices				Retail Prices			
	2006	2007	% Change		2006	2007	% Change		2006	2007	% Change	
(1)	(2)	(3)	(3)/(2)	(weekly)	(6)	(7)	(7)/(6)	(weekly)	(10)	(11)	(11)/(10)	(weekly)
Feb Wk1	10.73	10.71	-0.19	0.56	21.09	21.42	1.56	0.19	23.36	23.73	1.58	0.00
Wk 2	10.75	10.84	0.84	1.21	21.12	21.48	1.70	0.28	23.37	23.77	1.71	0.17
Wk 3	10.73	10.96	2.14	1.11	21.14	21.62	2.27	0.65	23.35	23.83	2.06	0.25
Wk 4	10.77	11.09	2.97	1.19	21.21	21.86	3.06	1.11	23.38	23.94	2.40	0.46
Mar Wk1	10.84	11.24	3.69	1.35	21.31	22.03	3.38	0.78	23.45	24.02	2.43	0.33
Wk 2	11.05	11.36	2.81	1.07	21.42	22.12	3.27	0.41	23.50	24.07	2.43	0.21
Wk 3	11.18	11.42	2.15	0.53	21.55	22.08	2.46	-0.18	23.58	24.06	2.04	-0.04

Month/Week	Rice, Ordinary							
	Wholesale Prices				Retail Prices			
	2006	2007	% Change		2006	2007	% Change	
(1)	(2)	(3)	(3)/(2)	(weekly)	(6)	(7)	(7)/(6)	(weekly)
Feb Wk1	19.21	19.57	1.87	0.10	21.01	21.37	1.71	-0.09
Wk 2	19.27	19.54	1.40	-0.15	21.02	21.32	1.43	-0.23
Wk 3	19.25	19.74	2.55	1.02	21.06	21.47	1.95	0.70
Wk 4	19.34	19.87	2.74	0.66	21.10	21.53	2.04	0.28
Mar Wk1	19.43	20.03	3.09	0.81	21.12	21.67	2.60	0.65
Wk 2	19.47	20.13	3.39	0.50	21.27	21.77	2.35	0.46
Wk 3	19.58	20.20	3.17	0.35	21.23	21.76	2.50	-0.05

Month/Week	Corngrain, Yellow											
	Farmgate Prices				Wholesale Prices				Retail Prices			
	2006	2007	% Change		2006	2007	% Change		2006	2007	% Change	
(1)	(2)	(3)	(3)/(2)	(weekly)	(6)	(7)	(7)/(6)	(weekly)	(10)	(11)	(11)/(10)	(weekly)
Feb Wk1	9.57	9.42	-1.57	1.29	11.27	11.06	-1.86	1.47	14.35	15.17	5.71	0.00
Wk 2	9.71	9.61	-1.03	2.02	11.35	11.05	-2.64	-0.09	13.93	15.31	9.91	0.92
Wk 3	9.72	9.63	-0.93	0.21	11.40	11.03	-3.25	-0.18	14.67	15.14	3.20	-1.11
Wk 4	9.59	9.73	1.46	1.04	11.43	11.06	-3.24	0.27	14.71	14.99	1.90	-0.99
Mar Wk1	9.40	9.86	4.89	1.34	11.26	11.15	-0.98	0.81	14.55	14.90	2.41	-0.60
Wk 2	9.42	10.01	6.26	1.52	11.36	11.34	-0.18	1.70	14.95	14.96	0.07	0.40
Wk 3	9.57	10.05	5.02	0.40	11.36	11.32	-0.35	-0.18	14.79	14.87	0.54	-0.60

Month/Week	Corngrain, White											
	Farmgate Prices				Wholesale Prices				Retail Prices			
	2006	2007	% Change		2006	2007	% Change		2006	2007	% Change	
(1)	(2)	(3)	(3)/(2)	(weekly)	(6)	(7)	(7)/(6)	(weekly)	(10)	(11)	(11)/(10)	(weekly)
Feb Wk1	9.04	11.31	25.11	1.98	10.79	12.15	12.60	0.66	14.81	16.61	12.15	-0.12
Wk 2	9.25	11.29	22.05	-0.18	10.77	12.08	12.16	-0.58	14.80	16.66	12.57	0.30
Wk 3	9.59	11.10	15.75	-1.68	11.22	12.16	8.38	0.66	15.38	16.68	8.45	0.12
Wk 4	10.03	11.83	17.95	6.58	11.22	12.33	9.89	1.40	14.35	16.11	12.26	-3.42
Mar Wk1	10.15	11.74	15.67	-0.76	11.52	12.36	7.29	0.24	16.05	16.14	0.56	0.19
Wk 2	10.32	11.33	9.79	-3.49	11.68	12.52	7.19	1.29	16.09	15.61	-2.98	-3.28
Wk 3	10.60	11.65	9.91	2.82	11.52	12.53	8.77	0.08	15.99	15.61	-2.38	0.00