

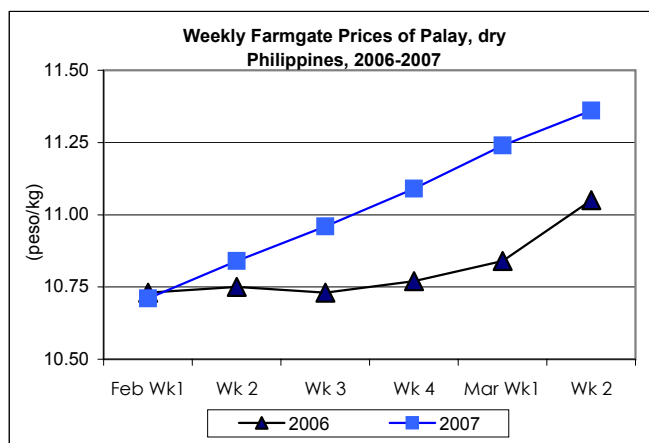


## Updates on Palay, Rice & Corn Prices, March 7 - 13, 2007

### A. Farmgate Price of Palay

☀ There was a sustained uptrend in prices with rates of increases fluctuating weekly.

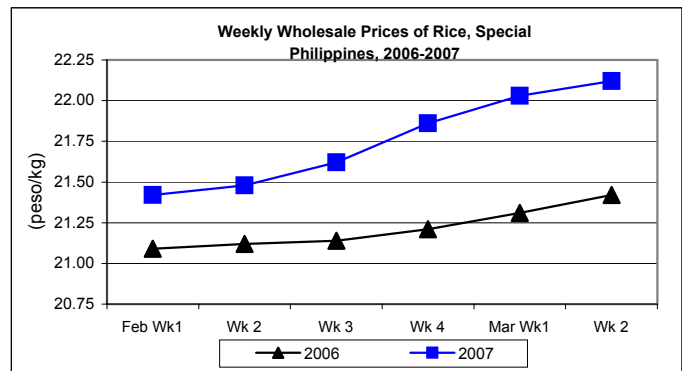
- Average price at P11.36/kg was **up** by 1.07% from the week-ago price and by 2.81% over the price of same period last year.



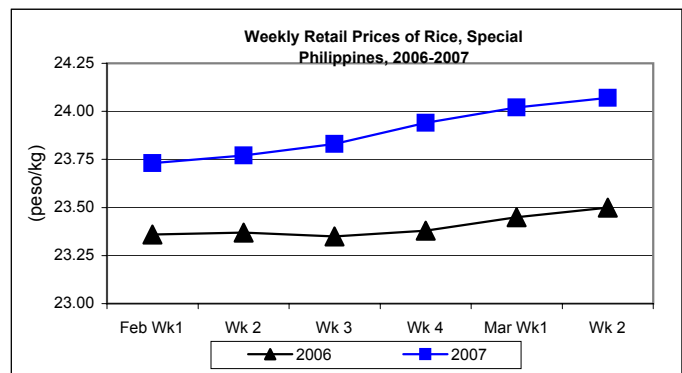
## B. Wholesale and Retail Prices of Rice, Special

☀ Upward movements were posted at both wholesale and retail levels.

- Wholesale price at P22.12/kg posted a 0.41% **mark-up** from last week's record. Compared to last year's quotation, price **grew** by 3.27%.



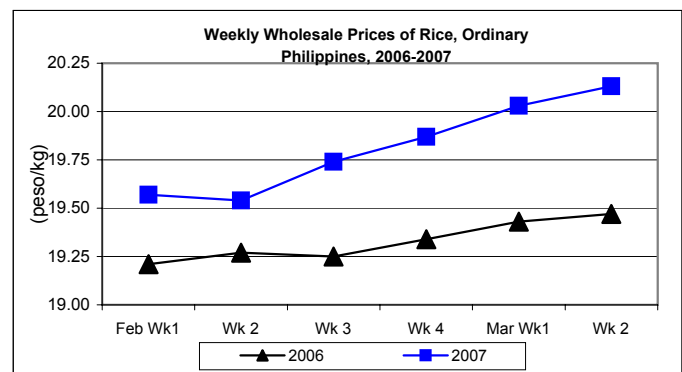
- Retail price which averaged P24.07/kg **increased** by 0.21% and by 2.43% from last week's and last year's quotations, respectively.



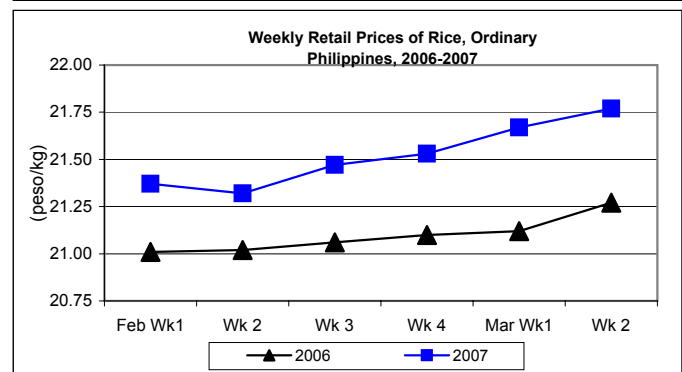
## C. Wholesale and Retail Prices of Rice, Ordinary

☀ A sustained uptrend was indicated at both wholesale and retail levels.

- Wholesale price at P20.13/kg posted a 0.50% **increase** from last week's price and **gained** by 3.39% from 2006 record.



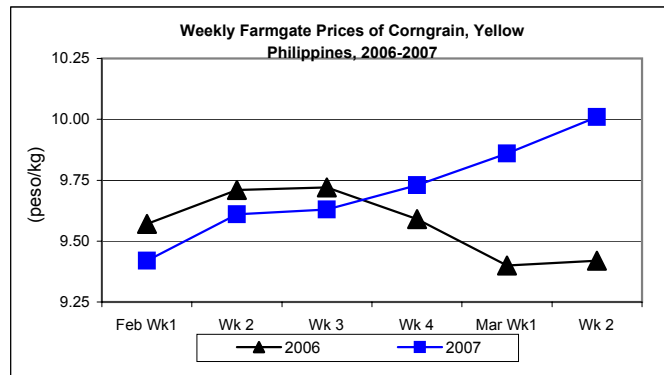
- Retail price which averaged P21.77/kg slightly went **up** by 0.46% over the previous week's price. An **increment** of 2.35% was noted above last year's record.



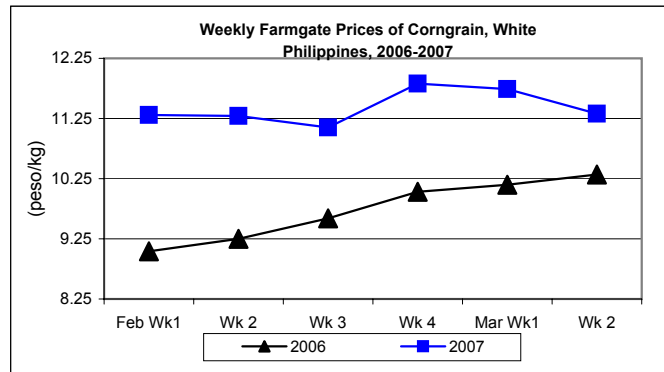
#### D. Farmgate Prices of Corngrain, Yellow and White

★ Weekly prices of yellow corngrain were on the uptrend while white corngrain prices were on the 2<sup>nd</sup> week of downtrend. Both varieties posted higher increments from last year's quotations.

- Yellow corngrain price at P10.01/kg indicated a 1.52% **increase** from last week's record and by 6.26% from that of last year's price.



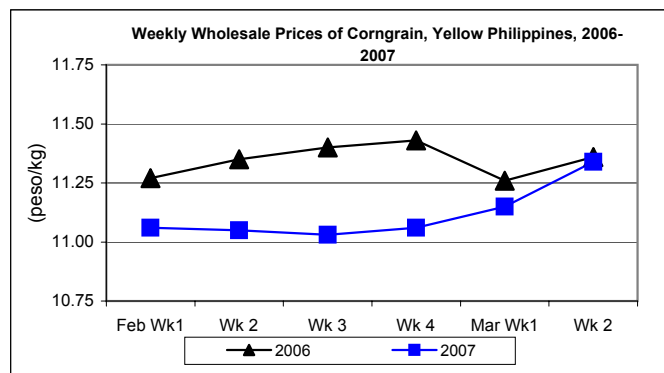
- White corngrain price which averaged P11.33/kg went **down** by 3.49% from last week's price but **gained** by 9.79% from last year's record.



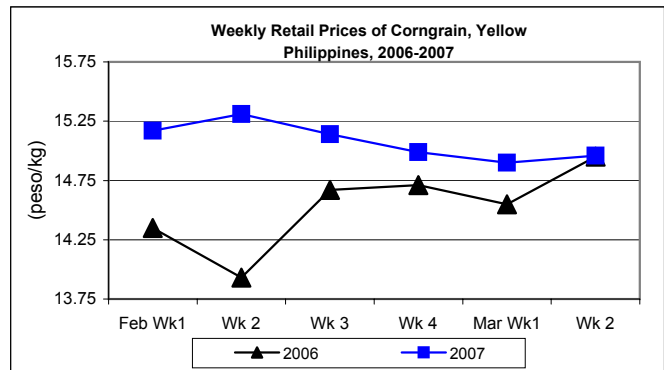
#### E. Wholesale and Retail Prices of Corngrain, Yellow

★ Compared to last week's records, wholesale price increased while retail price recovered after a 3-week softening. Wholesale price was below last year's quotation while retail prices indicated intermittent increases.

- Wholesale price at P11.34/kg was **higher** by 1.70% from last week's P11.15/kg. Price **slipped** by 0.18% from last year's record.



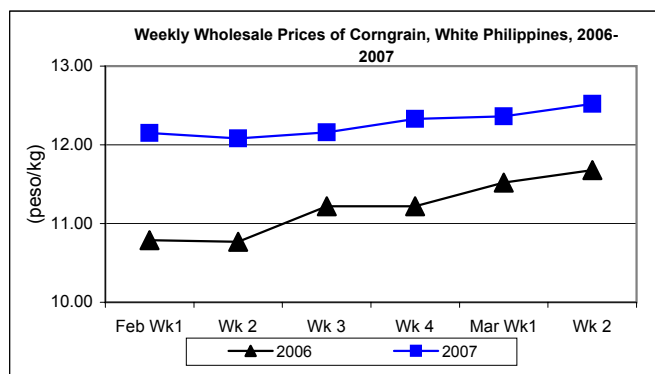
- Retail price at P14.96/kg went **up** by 0.40% and 0.07% from the previous week's and last year's price quotations, respectively.



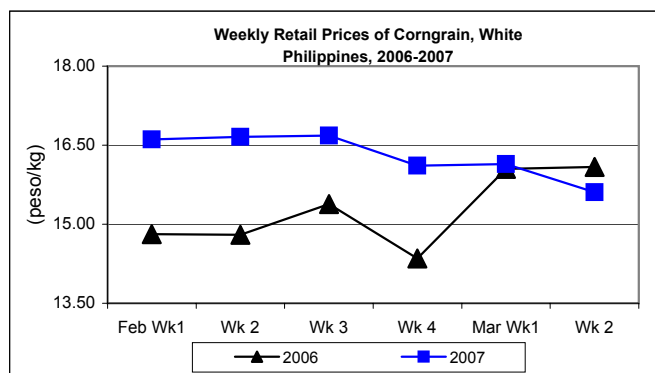
## F. Wholesale and Retail Prices of Corngrain, White

✳ Wholesale and retail prices moved in opposite directions; there was an upward movement for wholesale while there was a downward trend for retail. Compared to last year's price levels, retail prices dropped. Wholesale remained above last year's level although rates of increase were slowing down.

- Wholesale price at P12.52/kg **increased** by 1.29% from last week's price and by 7.19% from 2006 level.



- Retail price at P15.61/kg went **down** by 3.28% over the prices a week-ago and by 2.98% from last year's records.



## Annex 1

### Comparative Weekly Farmgate, Wholesale and Retail Prices of Palay, Rice and Corn, Philippines

Month/Week	Palay, Special				Rice, Special							
	Farmgate Prices				Wholesale Prices				Retail Prices			
	2006	2007	% Change		2006	2007	% Change		2006	2007	% Change	
(1)	(2)	(3)	(3)/(2)	(weekly)	(6)	(7)	(7)/(6)	(weekly)	(10)	(11)	(11)/(10)	(weekly)
Feb Wk1	10.73	10.71	-0.19	0.56	21.09	21.42	1.56	0.19	23.36	23.73	1.58	0.00
Wk 2	10.75	10.84	0.84	1.21	21.12	21.48	1.70	0.28	23.37	23.77	1.71	0.17
Wk 3	10.73	10.96	2.14	1.11	21.14	21.62	2.27	0.65	23.35	23.83	2.06	0.25
Wk 4	10.77	11.09	2.97	1.19	21.21	21.86	3.06	1.11	23.38	23.94	2.40	0.46
Mar Wk1	10.84	11.24	3.69	1.35	21.31	22.03	3.38	0.78	23.45	24.02	2.43	0.33
Wk 2	11.05	11.36	2.81	1.07	21.42	22.12	3.27	0.41	23.50	24.07	2.43	0.21

Month/Week	Rice, Ordinary							
	Wholesale Prices				Retail Prices			
	2006	2007	% Change		2006	2007	% Change	
(1)	(2)	(3)	(3)/(2)	(weekly)	(6)	(7)	(7)/(6)	(weekly)
Feb Wk1	19.21	19.57	1.87	0.10	21.01	21.37	1.71	-0.09
Wk 2	19.27	19.54	1.40	-0.15	21.02	21.32	1.43	-0.23
Wk 3	19.25	19.74	2.55	1.02	21.06	21.47	1.95	0.70
Wk 4	19.34	19.87	2.74	0.66	21.10	21.53	2.04	0.28
Mar Wk1	19.43	20.03	3.09	0.81	21.12	21.67	2.60	0.65
Wk 2	19.47	20.13	3.39	0.50	21.27	21.77	2.35	0.46

Month/Week	Corngrain, Yellow											
	Farmgate Prices				Wholesale Prices				Retail Prices			
	2006	2007	% Change		2006	2007	% Change		2006	2007	% Change	
(1)	(2)	(3)	(3)/(2)	(weekly)	(6)	(7)	(7)/(6)	(weekly)	(10)	(11)	(11)/(10)	(weekly)
Feb Wk1	9.57	9.42	-1.57	1.29	11.27	11.06	-1.86	1.47	14.35	15.17	5.71	0.00
Wk 2	9.71	9.61	-1.03	2.02	11.35	11.05	-2.64	-0.09	13.93	15.31	9.91	0.92
Wk 3	9.72	9.63	-0.93	0.21	11.40	11.03	-3.25	-0.18	14.67	15.14	3.20	-1.11
Wk 4	9.59	9.73	1.46	1.04	11.43	11.06	-3.24	0.27	14.71	14.99	1.90	-0.99
Mar Wk1	9.40	9.86	4.89	1.34	11.26	11.15	-0.98	0.81	14.55	14.90	2.41	-0.60
Wk 2	9.42	10.01	6.26	1.52	11.36	11.34	-0.18	1.70	14.95	14.96	0.07	0.40

Month/Week	Corngrain, White											
	Farmgate Prices				Wholesale Prices				Retail Prices			
	2006	2007	% Change		2006	2007	% Change		2006	2007	% Change	
(1)	(2)	(3)	(3)/(2)	(weekly)	(6)	(7)	(7)/(6)	(weekly)	(10)	(11)	(11)/(10)	(weekly)
Feb Wk1	9.04	11.31	25.11	1.98	10.79	12.15	12.60	0.66	14.81	16.61	12.15	-0.12
Wk 2	9.25	11.29	22.05	-0.18	10.77	12.08	12.16	-0.58	14.80	16.66	12.57	0.30
Wk 3	9.59	11.10	15.75	-1.68	11.22	12.16	8.38	0.66	15.38	16.68	8.45	0.12
Wk 4	10.03	11.83	17.95	6.58	11.22	12.33	9.89	1.40	14.35	16.11	12.26	-3.42
Mar Wk1	10.15	11.74	15.67	-0.76	11.52	12.36	7.29	0.24	16.05	16.14	0.56	0.19
Wk 2	10.32	11.33	9.79	-3.49	11.68	12.52	7.19	1.29	16.09	15.61	-2.98	-3.28