

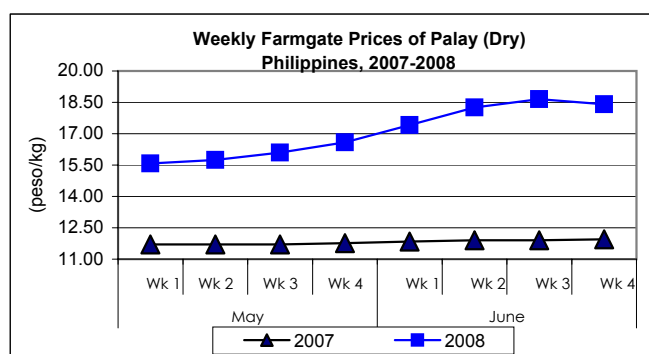


Updates on Palay, Rice & Corn Prices, June 18-24, 2008

A. Farmgate Price of Palay

* Palay price moved down this week after successive price increases.

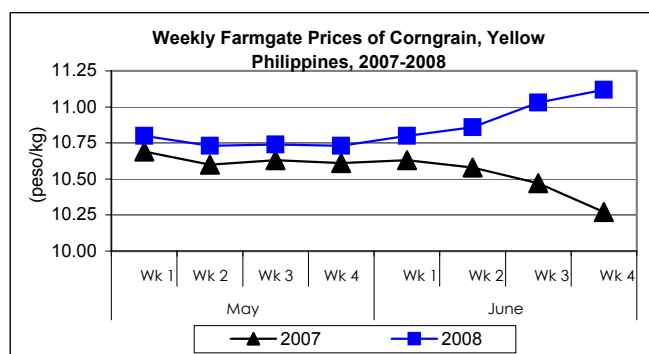
- The week's average price of P18.41/kg recorded a **decrease** of 1.34% from last week's price and an **increase** of 54.06% compared to last year's level.



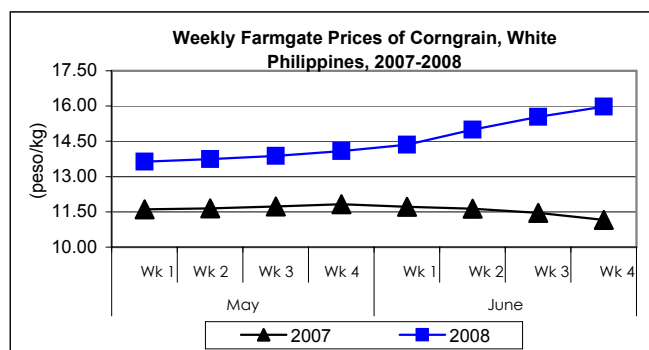
B. Farmgate Prices of Corngrain, Yellow and White

* Prices of both yellow and white corngrains sustained last week's increases, but, at slower rates.

- Average price of yellow corngrain at P11.12/kg was **higher** than the prices last week and last year by 0.82% and 8.28%, respectively.



- Average price of white corngrain at P15.97/kg was **higher** by 2.77% from last week's price and by 43.10% from the 2007 record.

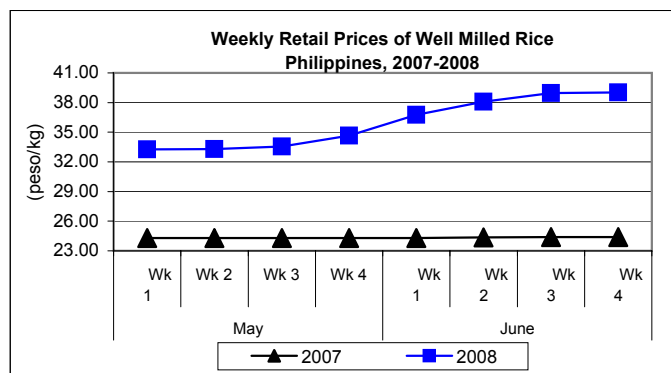
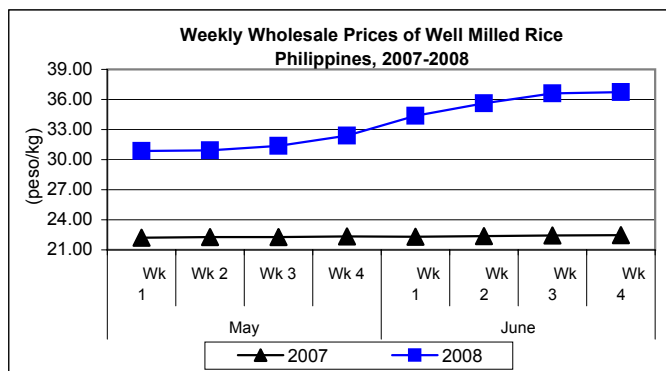


C. Wholesale and Retail Prices of Well Milled Rice (WMR)

☀ Sustained price increases were noted at both wholesale and retail levels.

■ Average wholesale price, at P36.72/kg rose by 0.30% from the previous week's price and by 63.49% relative to last year's quotation.

■ Retail price at P39.01/kg indicated gains of 0.15% from last week's price and 59.94% from last year's level.

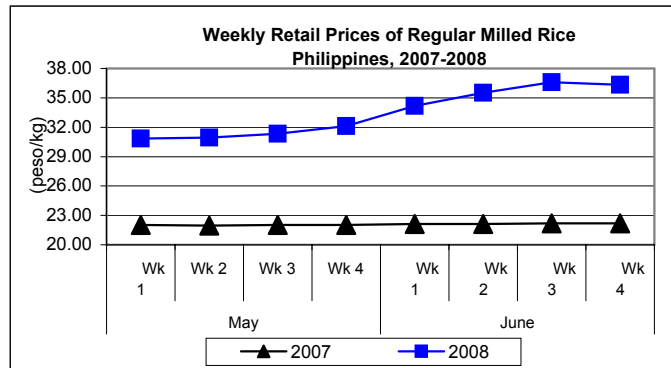
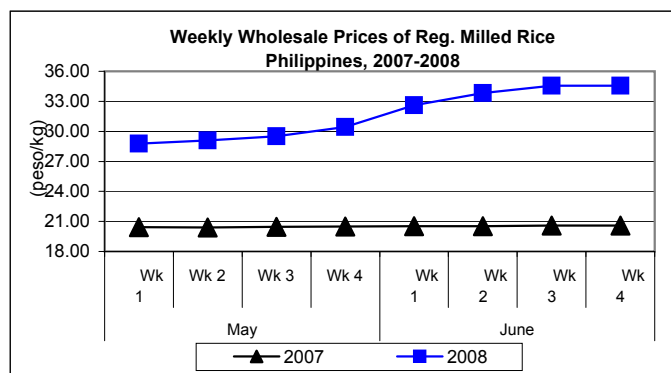


D. Wholesale and Retail Prices of Regular Milled Rice (RMR)

☀ At wholesale, price remained at last week's level while at retail, price dropped this week.

■ Wholesale price remained at last week's P34.55/kg but still registered 67.88% increase from last year's price.

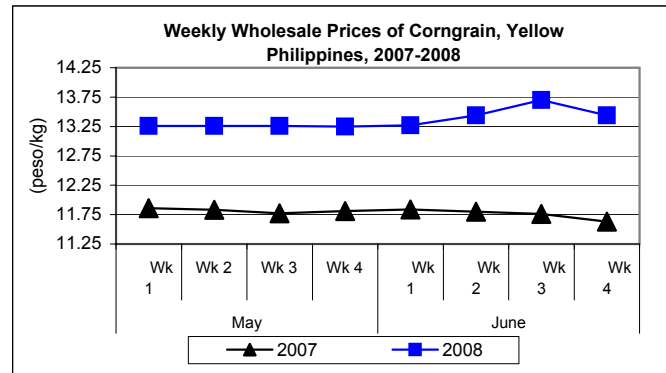
■ At retail, price of P36.33/kg was down by 0.74% from last week's price but was up by 63.80% compared to last year's record.



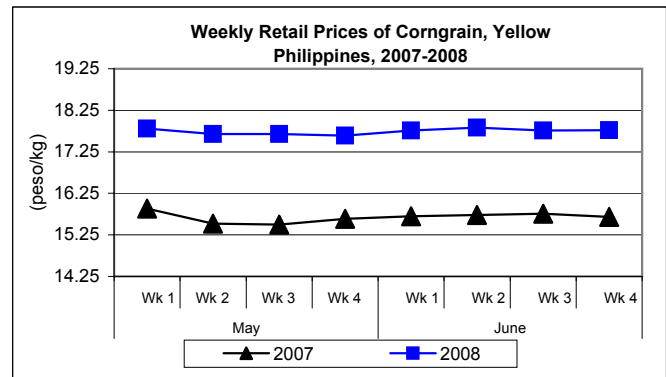
E. Wholesale and Retail Prices of Corngrain, Yellow

★ Wholesale price declined while retail price recorded a minimal increase.

■ Wholesale price at P13.44/kg indicated a **cut** of 1.90% from last week's price but a **gain** of 15.56% from the price recorded last year.



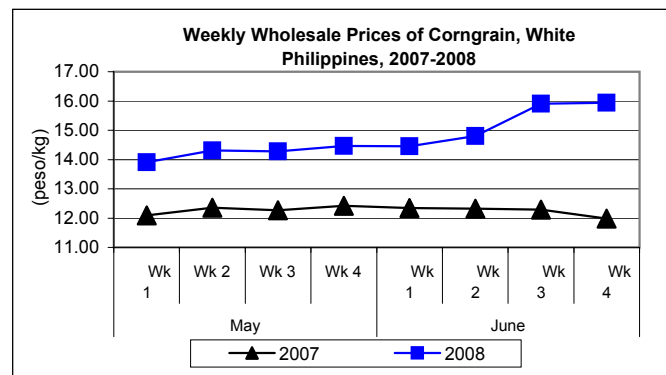
■ Average retail price at P17.77/kg was **above** the prices of last week and last year by 0.06% and 13.33%, respectively.



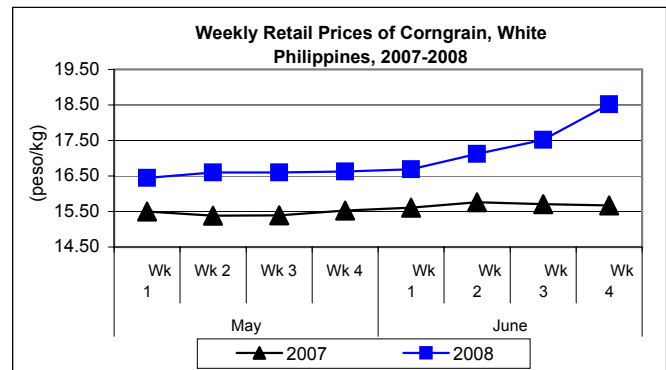
F. Wholesale and Retail Prices of Corngrain, White

★ Both wholesale and retail prices continuously moved up this week.

■ Wholesale price at P15.94/kg registered **increments** of 0.19% from last week's price and 33.06% from last year's level.



■ Retail price at P18.52/kg was **higher** by 5.71% from last week's price and by 18.19% over last year's quotation.



Annex 1

Comparative Weekly Farmgate, Wholesale and Retail Prices of Palay, Rice and Corn, Philippines

Month/Week	Palay (Dry)				Well Milled Rice (WMR)							
	Farmgate Prices				Wholesale Prices				Retail Prices			
	2007	2008	% Change		2007	2008	% Change		2007	2008	% Change	
(1)	(2)	(3)	(3)/(2)	(weekly)	(6)	(7)	(7)/(6)	(weekly)	(10)	(11)	(11)/(10)	(weekly)
May Wk 1	11.71	15.57	33.01	-0.11	22.22	30.85	38.84	-0.54	24.28	33.26	36.99	0.27
Wk 2	11.71	15.74	34.42	1.09	22.27	30.91	38.80	0.19	24.31	33.28	36.90	0.06
Wk 3	11.70	16.09	37.52	2.22	22.27	31.37	40.86	1.49	24.28	33.57	38.26	0.87
Wk 4	11.76	16.59	41.07	3.11	22.35	32.38	44.88	3.22	24.28	34.65	42.71	3.22
June Wk 1	11.84	17.41	47.04	4.94	22.32	34.36	53.94	6.11	24.31	36.76	51.21	6.09
Wk 2	11.90	18.26	53.45	4.88	22.36	35.61	59.26	3.64	24.35	38.09	56.43	3.62
Wk 3	11.90	18.66	56.81	2.19	22.44	36.61	63.15	2.81	24.40	38.95	59.63	2.26
Wk 4	11.95	18.41	54.06	-1.34	22.46	36.72	63.49	0.30	24.39	39.01	59.94	0.15

Month/Week	Regular Milled Rice (RMR)							
	Wholesale Prices				Retail Prices			
	2007	2008	% Change		2007	2008	% Change	
(1)	(2)	(3)	(3)/(2)	(weekly)	(6)	(7)	(7)/(6)	(weekly)
May Wk 1	20.42	28.79	40.99	-1.28	22.01	30.83	40.07	0.27
Wk 2	20.40	29.09	42.60	1.04	21.97	30.93	40.78	0.32
Wk 3	20.45	29.50	44.25	1.41	22.02	31.34	42.33	1.33
Wk 4	20.48	30.44	48.63	3.19	22.04	32.12	45.74	2.49
June Wk 1	20.51	32.62	59.04	7.16	22.11	34.17	54.55	6.38
Wk 2	20.52	33.81	64.77	3.65	22.12	35.51	60.53	3.92
Wk 3	20.58	34.55	67.88	2.19	22.19	36.60	64.94	3.07
Wk 4	20.58	34.55	67.88	0.00	22.18	36.33	63.80	-0.74

Month/Week	Corngrain, Yellow											
	Farmgate Prices				Wholesale Prices				Retail Prices			
	2007	2008	% Change		2007	2008	% Change		2007	2008	% Change	
(1)	(2)	(3)	(3)/(2)	(weekly)	(6)	(7)	(7)/(6)	(weekly)	(10)	(11)	(11)/(10)	(weekly)
May Wk 1	10.69	10.80	1.03	-1.01	11.86	13.26	11.80	-0.28	15.88	17.81	12.15	-0.98
Wk 2	10.60	10.73	1.23	-0.65	11.83	13.26	12.09	0.00	15.52	17.68	13.92	-0.73
Wk 3	10.63	10.74	1.03	0.09	11.77	13.26	12.66	0.00	15.50	17.68	14.06	0.00
Wk 4	10.61	10.73	1.13	-0.09	11.81	13.25	12.19	-0.08	15.64	17.64	12.79	-0.23
June Wk 1	10.63	10.80	1.60	0.65	11.84	13.27	12.08	0.15	15.70	17.76	13.12	0.68
Wk 2	10.58	10.86	2.65	0.56	11.80	13.44	13.90	1.28	15.73	17.83	13.35	0.39
Wk 3	10.47	11.03	5.35	1.57	11.76	13.70	16.50	1.93	15.76	17.76	12.69	-0.39
Wk 4	10.27	11.12	8.28	0.82	11.63	13.44	15.56	-1.90	15.68	17.77	13.33	0.06

Month/Week	Corngrain, White											
	Farmgate Prices				Wholesale Prices				Retail Prices			
	2007	2008	% Change		2007	2008	% Change		2007	2008	% Change	
(1)	(2)	(3)	(3)/(2)	(weekly)	(6)	(7)	(7)/(6)	(weekly)	(10)	(11)	(11)/(10)	(weekly)
May Wk 1	11.60	13.63	17.50	-0.37	12.09	13.91	15.05	-3.01	15.50	16.45	6.13	-0.74
Wk 2	11.65	13.75	18.03	0.88	12.36	14.31	15.78	2.88	15.38	16.60	7.93	0.91
Wk 3	11.73	13.88	18.33	0.95	12.27	14.28	16.38	-0.21	15.39	16.60	7.86	0.00
Wk 4	11.83	14.09	19.10	1.51	12.42	14.46	16.43	1.26	15.53	16.63	7.08	0.18
June Wk 1	11.71	14.35	22.54	1.85	12.34	14.45	17.10	-0.07	15.61	16.69	6.92	0.36
Wk 2	11.64	15.00	28.87	4.53	12.32	14.80	20.13	2.42	15.76	17.12	8.63	2.58
Wk 3	11.45	15.54	35.72	3.60	12.29	15.91	29.45	7.50	15.71	17.52	11.52	2.34
Wk 4	11.16	15.97	43.10	2.77	11.98	15.94	33.06	0.19	15.67	18.52	18.19	5.71