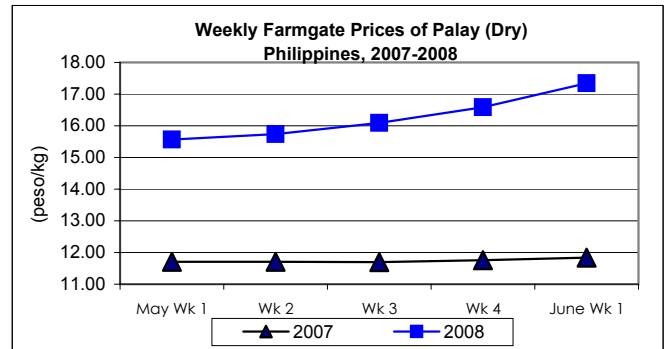




Updates on Palay, Rice & Corn Prices, May 28-June 3, 2008

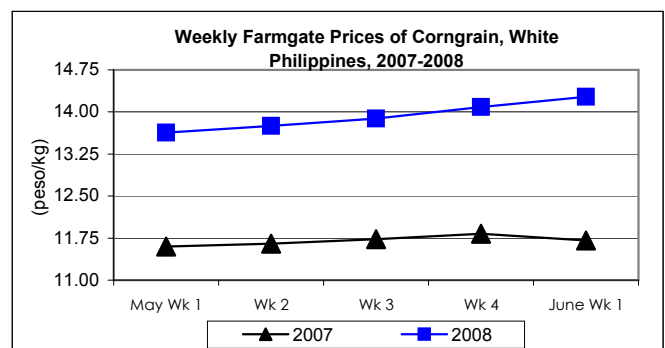
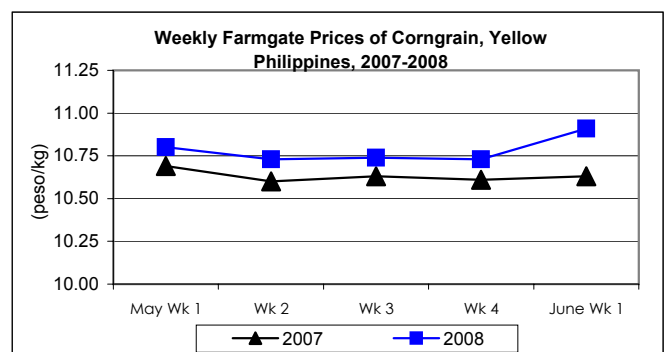
A. Farmgate Price of Palay

- * **Palay price sustained its upward trend at a rate higher than last week's increase.**
 - Average price at P17.34/kg went **up** by 4.52% from last week's price and by 46.45% relative to last year's level.



B. Farmgate Prices of Corngrain, Yellow and White

- * **Price of yellow corngrain recovered from the previous week's decline while that of white corngrain continued to move up but at slower rate than last week's increase .**
 - Price of yellow corngrain at P10.91/kg recorded **increases** of 1.68% from last week's price and 2.63% from the 2007 record.
 - Average price of white corngrain averaged at P14.27/kg, was **higher** than last week's price by 1.28% and by 21.86% compared to price of last year.

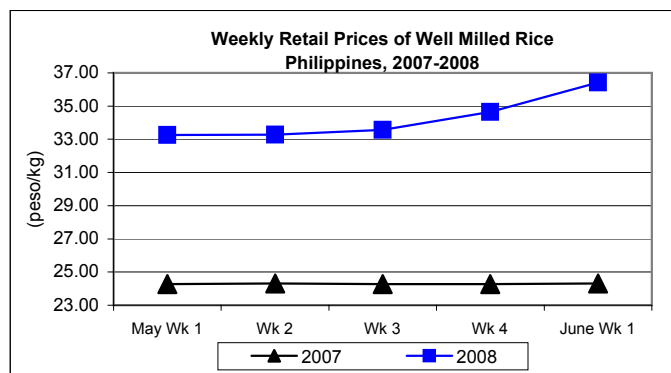
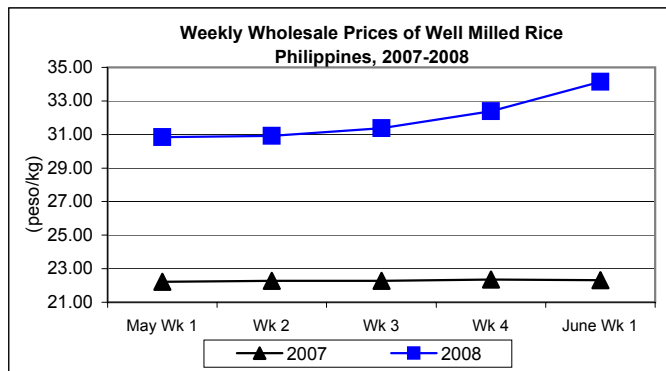


C. Wholesale and Retail Prices of Well Milled Rice (WMR)

☀ Prices at both wholesale and retail levels continuously registered increments at rates relatively higher than last week's increases.

■ At wholesale, the average price of P34.15/kg rose by 5.47% from last week's P32.38/kg and by 53% from last year's P22.32/kg.

■ Retail price at P36.43/kg was above last week's level by 5.14% and by 49.86% from last year's quotation.

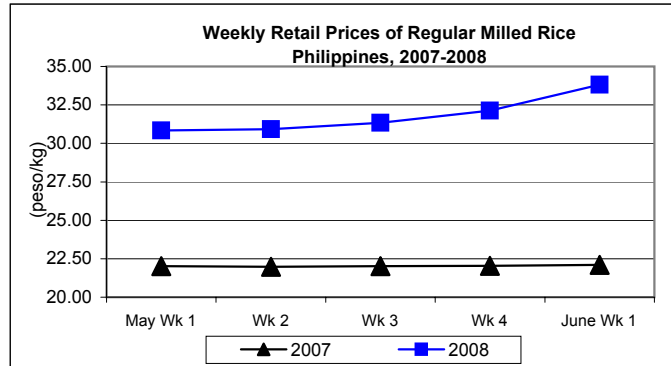
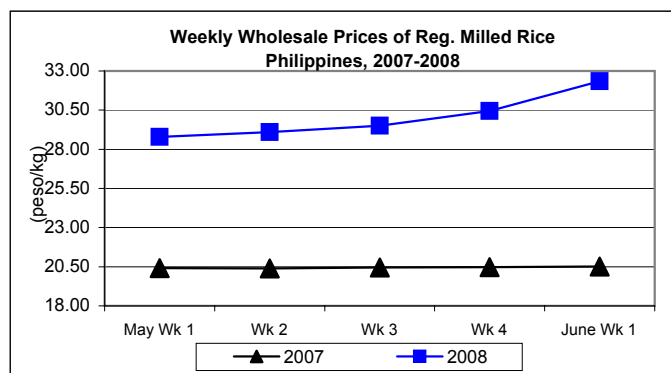


D. Wholesale and Retail Prices of Regular Milled Rice (RMR)

☀ Both wholesale and retail prices surged this week.

■ Wholesale price at P32.35/kg moved up by 6.27% and 57.73% from prices of last week and last year, respectively.

■ Retail price at P33.82/kg indicated increments of 5.29% from the previous week's price and 52.96% over last year's level.

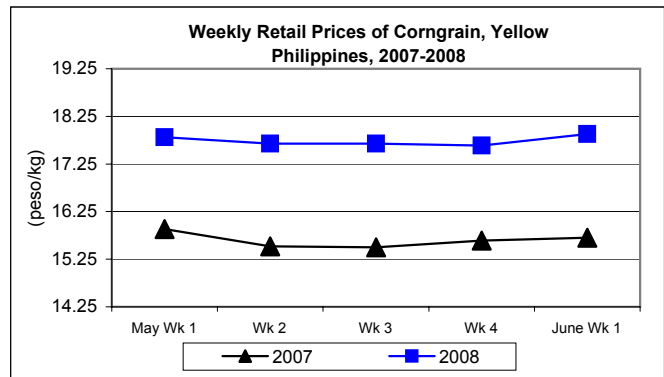
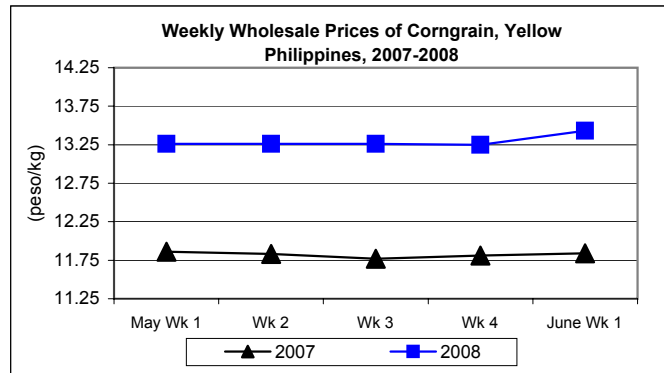


E. Wholesale and Retail Prices of Corngrain, Yellow

★ Wholesale and retail prices were on the uptrend after posting decreases last week.

■ Wholesale price at P13.43/kg **increased** by 1.36% from last week's price and by 13.43% compared to last year's price.

■ At retail, price of P17.88/kg was **higher** than last year's level by 1.36% and by 13.89% from price of the same period last year.

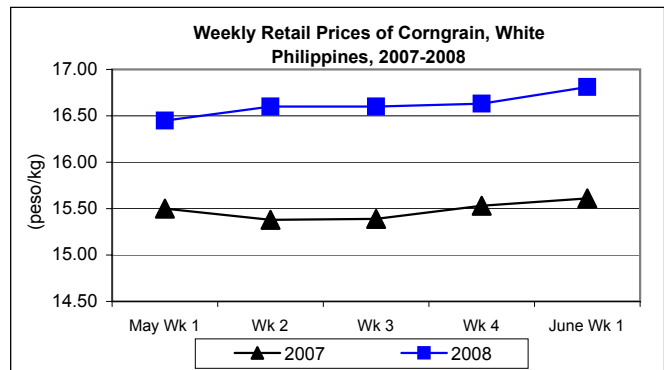
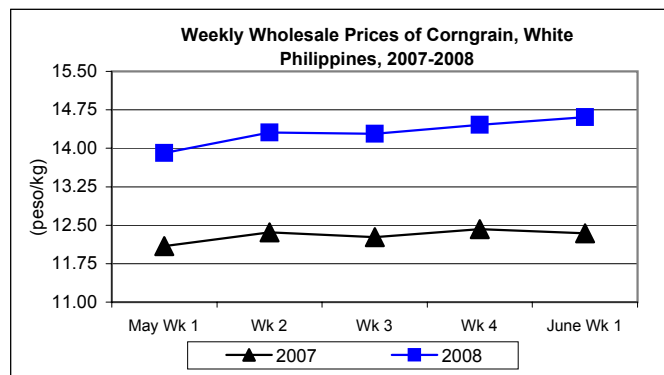


F. Wholesale and Retail Prices of Corngrain, White

★ Prices at both wholesale and retail levels continuously recorded price increases.

■ Wholesale price at P14.61/kg was **up** by 1.04% from last week's price and by 18.40% from price of 2007.

■ Retail price at P16.81/kg recorded **increases** of 1.08% from last week's price and 7.69% relative to last year's price.



Annex 1

Comparative Weekly Farmgate, Wholesale and Retail Prices of Palay, Rice and Corn, Philippines

Month/Week	Palay (Dry)				Well Milled Rice (WMR)							
	Farmgate Prices				Wholesale Prices				Retail Prices			
	2007	2008	% Change		2007	2008	% Change		2007	2008	% Change	
(1)	(2)	(3)	(3)/(2)	(weekly)	(6)	(7)	(7)/(6)	(weekly)	(10)	(11)	(11)/(10)	(weekly)
May Wk 1	11.71	15.57	33.01	-0.11	22.22	30.85	38.84	-0.54	24.28	33.26	36.99	0.27
Wk 2	11.71	15.74	34.42	1.09	22.27	30.91	38.80	0.19	24.31	33.28	36.90	0.06
Wk 3	11.70	16.09	37.52	2.22	22.27	31.37	40.86	1.49	24.28	33.57	38.26	0.87
Wk 4	11.76	16.59	41.07	3.11	22.35	32.38	44.88	3.22	24.28	34.65	42.71	3.22
June Wk 1	11.84	17.34	46.45	4.52	22.32	34.15	53.00	5.47	24.31	36.43	49.86	5.14

Month/Week	Regular Milled Rice (RMR)							
	Wholesale Prices				Retail Prices			
	2007	2008	% Change		2007	2008	% Change	
(1)	(2)	(3)	(3)/(2)	(weekly)	(6)	(7)	(7)/(6)	(weekly)
May Wk 1	20.42	28.79	40.99	-1.28	22.01	30.83	40.07	0.27
Wk 2	20.40	29.09	42.60	1.04	21.97	30.93	40.78	0.32
Wk 3	20.45	29.50	44.25	1.41	22.02	31.34	42.33	1.33
Wk 4	20.48	30.44	48.63	3.19	22.04	32.12	45.74	2.49
June Wk 1	20.51	32.35	57.73	6.27	22.11	33.82	52.96	5.29

Month/Week	Corngrain, Yellow											
	Farmgate Prices				Wholesale Prices				Retail Prices			
	2007	2008	% Change		2007	2008	% Change		2007	2008	% Change	
(1)	(2)	(3)	(3)/(2)	(weekly)	(6)	(7)	(7)/(6)	(weekly)	(10)	(11)	(11)/(10)	(weekly)
May Wk 1	10.69	10.80	1.03	-1.01	11.86	13.26	11.80	-0.28	15.88	17.81	12.15	-0.98
Wk 2	10.60	10.73	1.23	-0.65	11.83	13.26	12.09	0.00	15.52	17.68	13.92	-0.73
Wk 3	10.63	10.74	1.03	0.09	11.77	13.26	12.66	0.00	15.50	17.68	14.06	0.00
Wk 4	10.61	10.73	1.13	-0.09	11.81	13.25	12.19	-0.08	15.64	17.64	12.79	-0.23
June Wk 1	10.63	10.91	2.63	1.68	11.84	13.43	13.43	1.36	15.70	17.88	13.89	1.36

Month/Week	Corngrain, White											
	Farmgate Prices				Wholesale Prices				Retail Prices			
	2007	2008	% Change		2007	2008	% Change		2007	2008	% Change	
(1)	(2)	(3)	(3)/(2)	(weekly)	(6)	(7)	(7)/(6)	(weekly)	(10)	(11)	(11)/(10)	(weekly)
May Wk 1	11.60	13.63	17.50	-0.37	12.09	13.91	15.05	-3.01	15.50	16.45	6.13	-0.74
Wk 2	11.65	13.75	18.03	0.88	12.36	14.31	15.78	2.88	15.38	16.60	7.93	0.91
Wk 3	11.73	13.88	18.33	0.95	12.27	14.28	16.38	-0.21	15.39	16.60	7.86	0.00
Wk 4	11.83	14.09	19.10	1.51	12.42	14.46	16.43	1.26	15.53	16.63	7.08	0.18
June Wk 1	11.71	14.27	21.86	1.28	12.34	14.61	18.40	1.04	15.61	16.81	7.69	1.08