

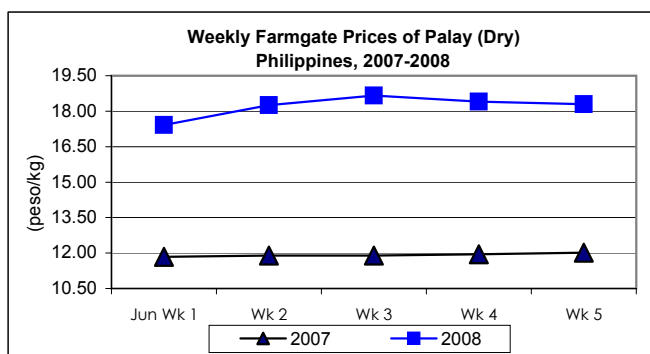


## Updates on Palay, Rice & Corn Prices, June 2008

### A. Farmgate Price of Palay

\* Prices at farmgate continuously moved up for the first three weeks although at decreasing rates. On the 4th and 5<sup>th</sup> weeks, prices declined consecutively.

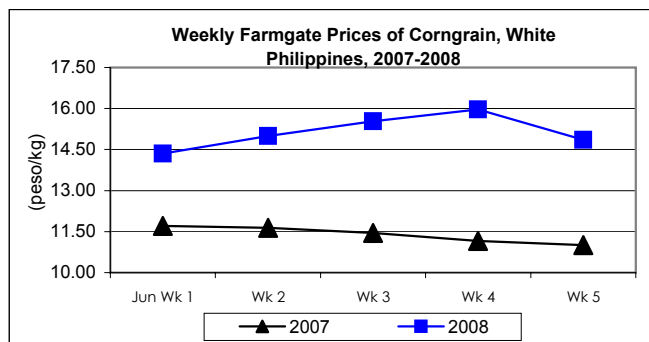
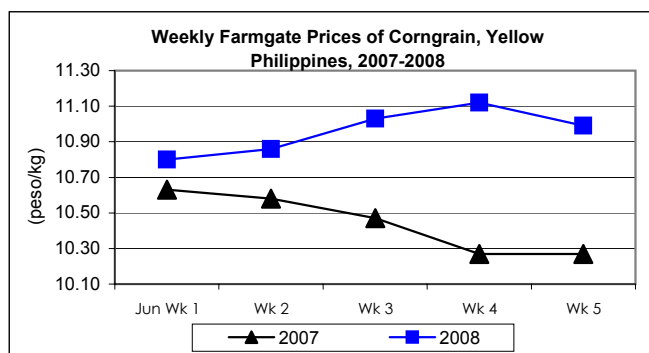
- The monthly average price of palay at P18.18/kg was **higher** by 13.63% from last month's price and by 52.64% from that of last year.



### B. Farmgate Prices of Corngrain, Yellow and White

\* Both yellow and white corngrain prices went up for four consecutive weeks but dropped in the final week.

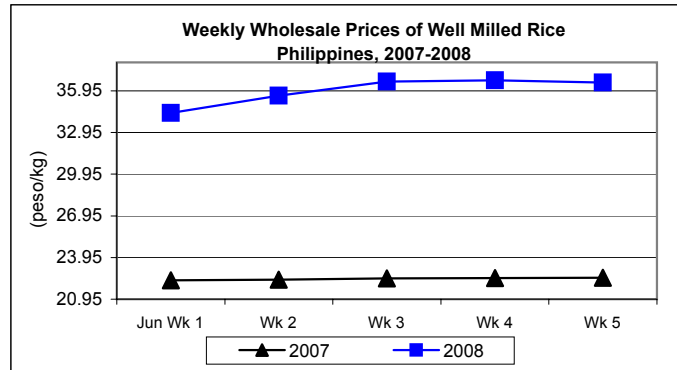
- For yellow corngrain, average price at P11.04/kg was **up** by 2.79% and 5.04% from last month's and last year's records, respectively.
- For white corngrain, price closed at P14.85/kg, **higher** by 7.53% from last month's level of P13.81/kg and by 30.38% compared to P11.39/kg of the previous year.



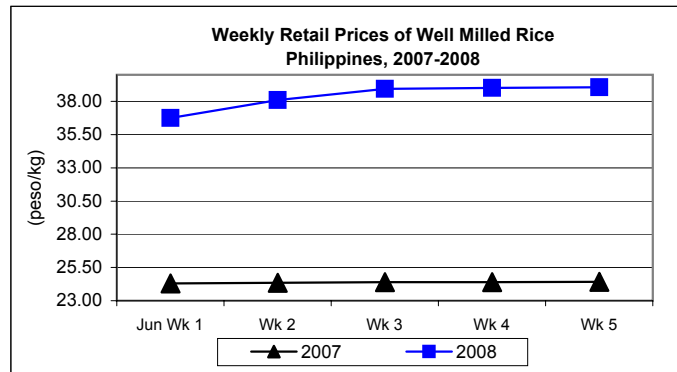
### C. Wholesale and Retail Prices of Well Milled Rice (WMR)

- ☀ At wholesale, prices rose successively up to the 4<sup>th</sup> week but fell at the close of the month. At retail, sustained upward movement of prices noted although rates were reduced weekly.

- Average wholesale price at P35.98/kg, recorded **mark-ups** of 14.66% from last month's level and 60.55% over 2007 quotation.



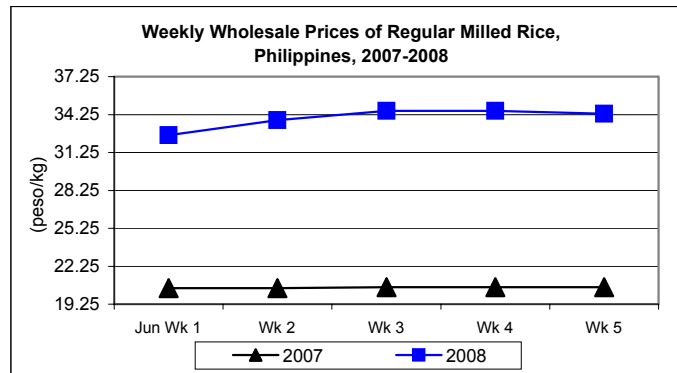
- Retail price averaged P38.37/kg, posted **increments** of 13.89% from May 2008 record and 57.38% relative to the previous year's report.



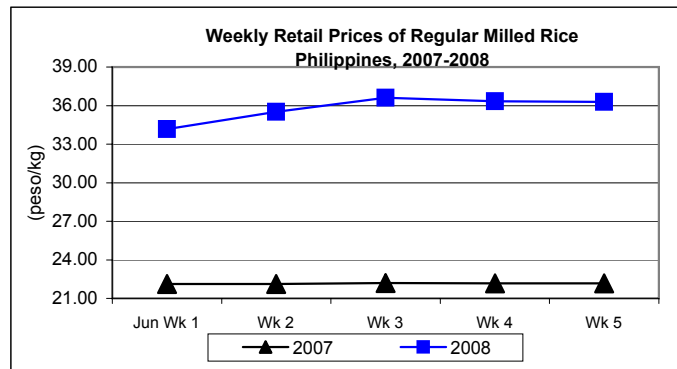
### D. Wholesale and Retail Prices of Regular Milled Rice (RMR)

- ☀ Both wholesale and retail prices moved upward but at slower rates until prices slid at the close of the month.

- Wholesale price at P33.98/kg was **above** by 15.26% and by 65.27% compared to last month's and last year's records, respectively.



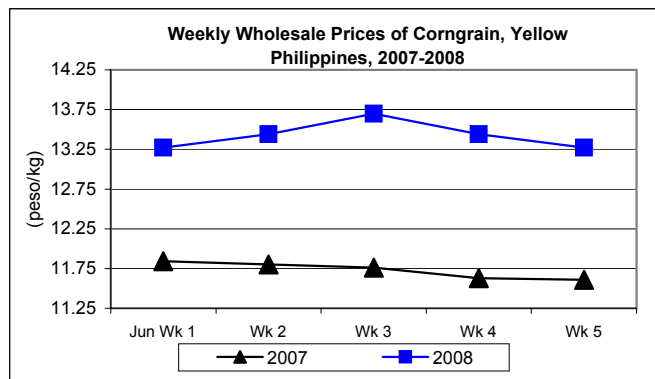
- Retail price at P35.78/kg was **up** by 14.31% from last month's price and by 61.53% from last year's level.



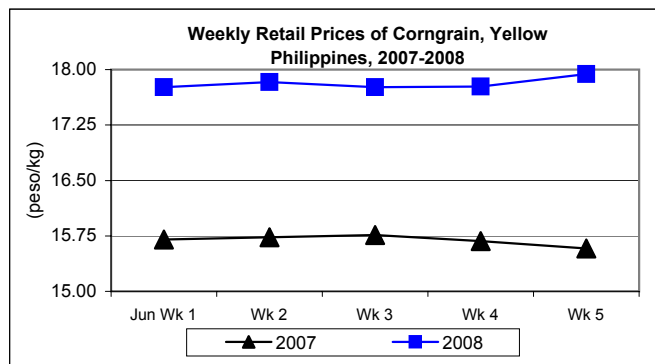
### E. Wholesale and Retail Prices of Corngrain, Yellow

☀ Wholesale prices continuously increased for three weeks but went down during the last half of the month. Retail prices, on the other hand, slowed down on the 3<sup>rd</sup> week but resumed its upward movement on the 4<sup>th</sup> week until the close of the month.

- Wholesale price at P13.42/kg **gained** 1.21% and 14.41% relative to prices of last month and last year, respectively.



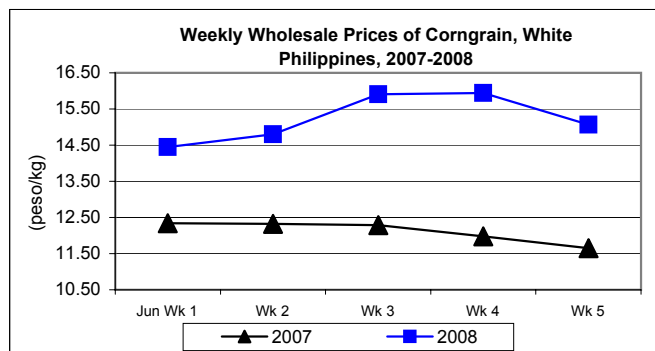
- Retail price at P17.81/kg was **slightly up** by 0.56% from last month's price and 13.30% **above** last year's price.



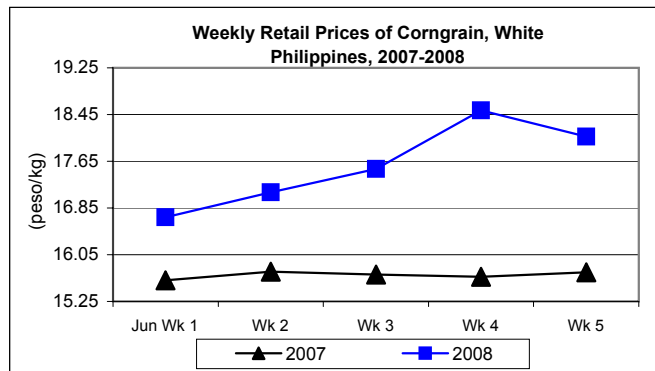
### F. Wholesale and Retail Prices of Corngrain, White

☀ Wholesale prices went down at the start and at the close of the month while increases were posted in between weeks. Retail prices showed a sustained upward trend up to the 4<sup>th</sup> week but decreased on the 5<sup>th</sup> week.

- Wholesale price at P14.86/kg went **up** by 4.35% and 22.61% from prices of last month and last year, respectively.



- Retail price at 18.06/kg was **higher** by 8.99% from last month's P16.57/kg and by 15.03% from last year's P15.70/kg.



**Annex 1**

**Comparative Farmgate, Wholesale and Retail Prices of Palay, Rice and Corn, Philippines for the month of June 2008**

| Month/Week | Palay, dry      |          | Well Milled Rice (WMR) |          |               |          |
|------------|-----------------|----------|------------------------|----------|---------------|----------|
|            | Farmgate Prices |          | Wholesale Prices       |          | Retail Prices |          |
|            | Price/kg        | % Change | Price/kg               | % Change | Price/kg      | % Change |
| Wk 1       | 17.41           | 4.94     | 34.36                  | 6.11     | 36.76         | 6.09     |
| Wk 2       | 18.26           | 4.88     | 35.61                  | 3.64     | 38.09         | 3.62     |
| Wk 3       | 18.66           | 2.19     | 36.61                  | 2.81     | 38.95         | 2.26     |
| Wk 4       | 18.41           | -1.34    | 36.72                  | 0.30     | 39.01         | 0.15     |
| Wk 5       | 18.29           | -0.65    | 36.54                  | -0.49    | 39.06         | 0.13     |
| Jun 2008   | 18.18           | -        | 35.98                  | -        | 38.37         | -        |
| Jun 2007   | 11.91           | 52.64    | 22.41                  | 60.55    | 24.38         | 57.38    |
| May 2008   | 16.00           | 13.63    | 31.38                  | 14.66    | 33.69         | 13.89    |

| Month/Week | Regular Milled Rice (RMR) |          |               |          |
|------------|---------------------------|----------|---------------|----------|
|            | Wholesale Prices          |          | Retail Prices |          |
|            | Price/kg                  | % Change | Price/kg      | % Change |
| Wk 1       | 32.62                     | 7.16     | 34.17         | 6.38     |
| Wk 2       | 33.81                     | 3.65     | 35.51         | 3.92     |
| Wk 3       | 34.55                     | 2.19     | 36.60         | 3.07     |
| Wk 4       | 34.55                     | 0.00     | 36.33         | -0.74    |
| Wk 5       | 34.32                     | -0.67    | 36.28         | -0.14    |
| Jun 2008   | 33.98                     | -        | 35.78         | -        |
| Jun 2007   | 20.56                     | 65.27    | 22.15         | 61.53    |
| May 2008   | 29.48                     | 15.26    | 31.30         | 14.31    |

| Month/Week | Corngrain, Yellow |          |                  |          |               |          |
|------------|-------------------|----------|------------------|----------|---------------|----------|
|            | Farmgate Prices   |          | Wholesale Prices |          | Retail Prices |          |
|            | Price/kg          | % Change | Price/kg         | % Change | Price/kg      | % Change |
| Wk 1       | 10.80             | 0.65     | 13.27            | 0.15     | 17.76         | 0.68     |
| Wk 2       | 10.86             | 0.56     | 13.44            | 1.28     | 17.83         | 0.39     |
| Wk 3       | 11.03             | 1.57     | 13.70            | 1.93     | 17.76         | -0.39    |
| Wk 4       | 11.12             | 0.82     | 13.44            | -1.90    | 17.77         | 0.06     |
| Wk 5       | 10.99             | -1.17    | 13.27            | -1.26    | 17.94         | 0.96     |
| Jun 2008   | 11.04             | -        | 13.42            | -        | 17.81         | -        |
| Jun 2007   | 10.51             | 5.04     | 11.73            | 14.41    | 15.72         | 13.30    |
| May 2008   | 10.74             | 2.79     | 13.26            | 1.21     | 17.71         | 0.56     |

| Month/Week | Corngrain, White |          |                  |          |               |          |
|------------|------------------|----------|------------------|----------|---------------|----------|
|            | Farmgate Prices  |          | Wholesale Prices |          | Retail Prices |          |
|            | Price/kg         | % Change | Price/kg         | % Change | Price/kg      | % Change |
| Wk 1       | 14.35            | 1.85     | 14.45            | -0.07    | 16.69         | 0.36     |
| Wk 2       | 15.00            | 4.53     | 14.80            | 2.42     | 17.12         | 2.58     |
| Wk 3       | 15.54            | 3.60     | 15.91            | 7.50     | 17.52         | 2.34     |
| Wk 4       | 15.97            | 2.77     | 15.94            | 0.19     | 18.52         | 5.71     |
| Wk 5       | 14.86            | -6.95    | 15.07            | -5.46    | 18.07         | -2.43    |
| Jun 2008   | 14.85            | -        | 14.86            | -        | 18.06         | -        |
| Jun 2007   | 11.39            | 30.38    | 12.12            | 22.61    | 15.70         | 15.03    |
| May 2008   | 13.81            | 7.53     | 14.24            | 4.35     | 16.57         | 8.99     |

\* - June 08/June 07 and June 08/May 08, respectively