

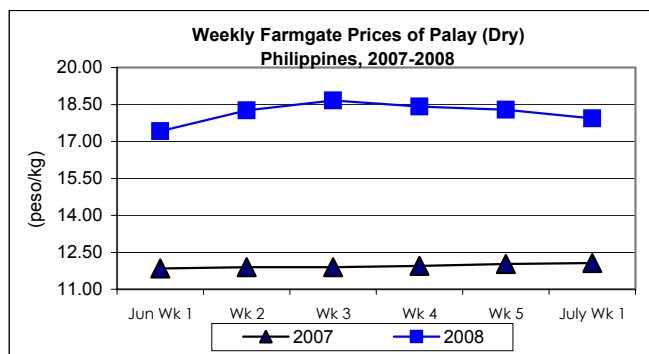


Updates on Palay, Rice & Corn Prices, July 2-8, 2008

A. Farmgate Price of Palay

* Palay was on its third week of registering price decrease.

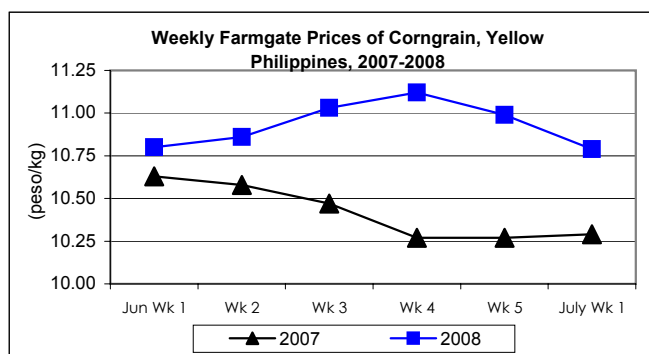
■ Average price at P17.94/kg was **down** by 1.92% from last week's price but was still **up** by 48.62% compared to last year's record.



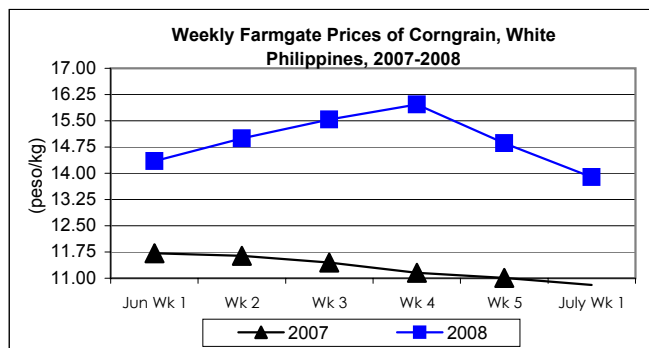
B. Farmgate Prices of Corngrain, Yellow and White

* Both yellow and white corngrain prices sustained a downtrend.

■ Average price of yellow corngrain at P10.79/kg **decreased** by 1.83% from last week's P10.99/kg but **increased** by 4.84% from last year's P10.29/kg.



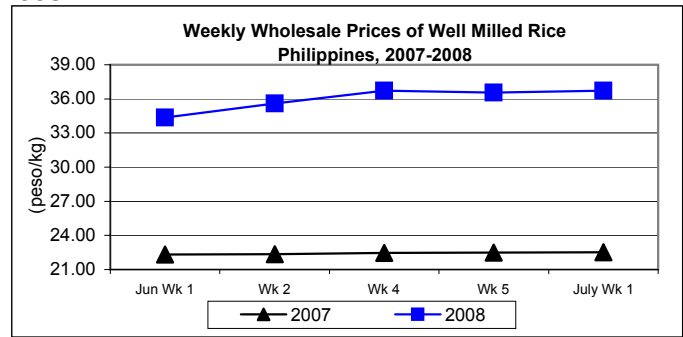
■ Price of white corngrain at P13.89/kg **fell** by 6.53% from last week's quotation but **rose** by 28.49% from last year's level.



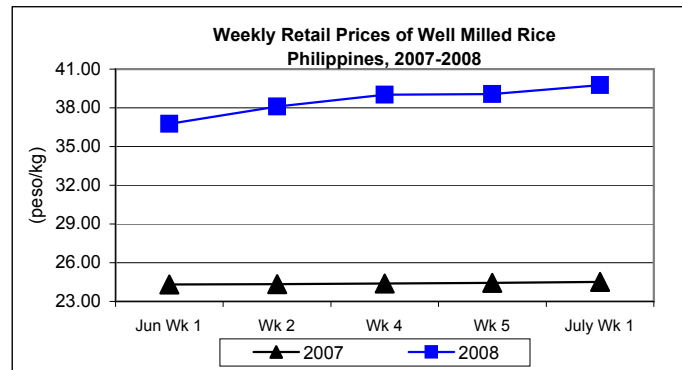
C. Wholesale and Retail Prices of Well Milled Rice (WMR)

☀ Wholesale price recovered from last week's softening, while retail price increased than last week as a result of increases in some provinces.

■ Wholesale price at P36.73/kg **increased** by 0.52% and 63.09% from prices of last week and last year, respectively.



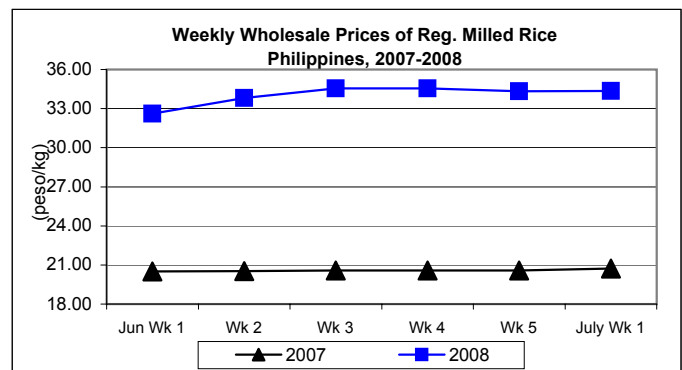
■ Retail price at P39.76/kg recorded **increments** of 1.78% and 62.14% compared to quotations of last week and last year, respectively.



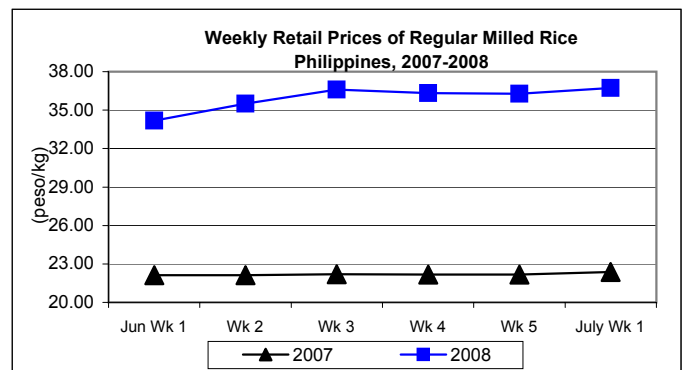
D. Wholesale and Retail Prices of Regular Milled Rice (RMR)

☀ Both wholesale and retail prices went up after last week's cuts.

■ Average wholesale price of P34.36/kg was **up** by 0.13% from last week's level and by 65.84% from price of last year.



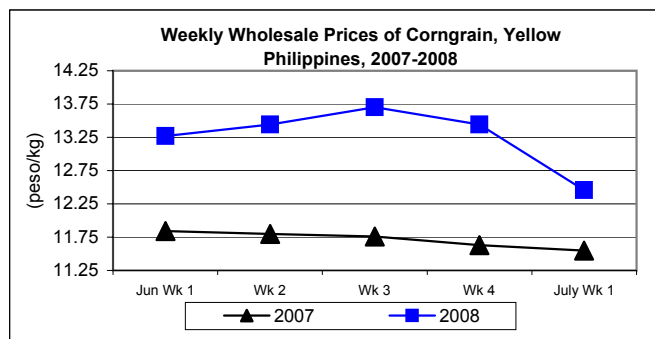
■ Average retail price of P36.73/kg was **above** last week' price by 1.24% and by 64.27% relative to 2007 record.



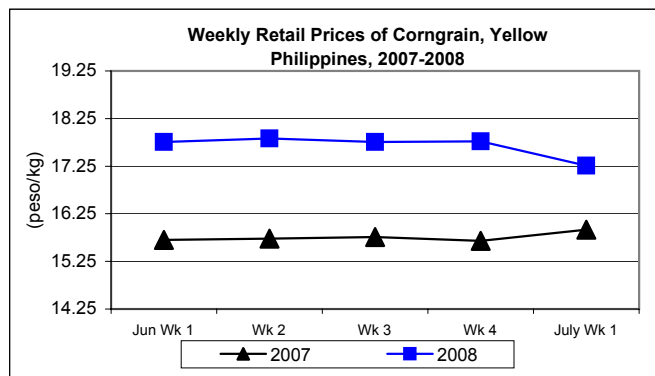
E. Wholesale and Retail Prices of Corngrain, Yellow

✦ Price at wholesale level was going down over the last three consecutive weeks. At retail, price slid after two weeks of increments.

■ Price at wholesale averaged P12.46/kg. This was **lower** by 6.14% from last week's P13.27/kg but **higher** by 7.84% from last year's P11.55/kg.



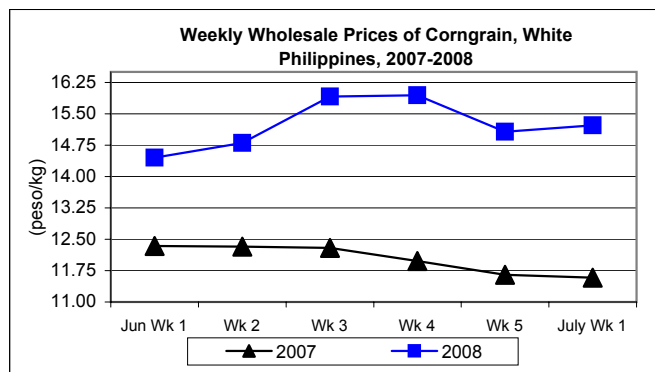
■ Average retail price at P17.26/kg, fell by 3.79% from last week's price but rose by 8.41% from last year's quotation.



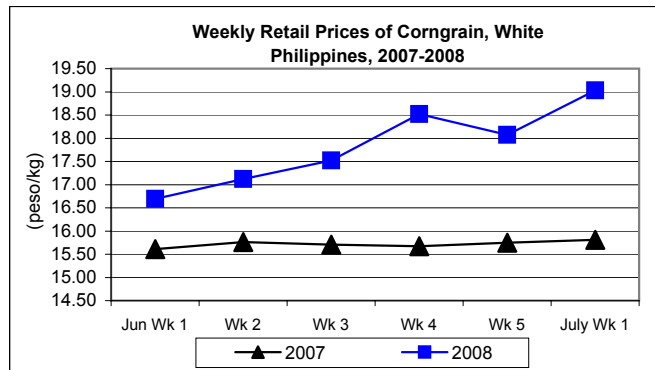
F. Wholesale and Retail Prices of Corngrain, White

✦ Price at both wholesale and retail levels were up after last week's decreases.

■ Wholesale price at P15.22/kg registered gains of 0.99% and 31.42% from last week's and last month's prices, respectively.



■ Retail price at P19.03/kg posted increments of 5.32% from last week's price and 20.37% from 2007 level.



Annex 1

Comparative Weekly Farmgate, Wholesale and Retail Prices of Palay, Rice and Corn, Philippines

Month/Week	Palay (Dry)				Well Milled Rice (WMR)							
	Farmgate Prices				Wholesale Prices				Retail Prices			
	2007	2008	% Change		2007	2008	% Change		2007	2008	% Change	
(1)	(2)	(3)	(3)/(2)	(weekly)	(6)	(7)	(7)/(6)	(weekly)	(10)	(11)	(11)/(10)	(weekly)
June Wk 1	11.84	17.41	33.01	-0.11	22.32	34.36	38.84	-0.54	24.31	36.76	36.99	0.27
Wk 2	11.90	18.26	53.45	4.88	22.36	35.61	59.26	3.64	24.35	38.09	56.43	3.62
Wk 4	11.95	18.41	54.06	#REF!	22.46	36.72	63.49	#REF!	24.39	39.01	59.94	#REF!
Wk 5	12.02	18.29	52.16	-0.65	22.49	36.54	62.47	-0.49	24.43	39.06	59.89	0.13
July Wk 1	12.07	17.94	48.62	-1.92	22.52	36.73	63.09	0.52	24.52	39.76	62.14	1.78

Month/Week	Regular Milled Rice (RMR)							
	Wholesale Prices				Retail Prices			
	2007	2008	% Change		2007	2008	% Change	
(1)	(2)	(3)	(3)/(2)	(weekly)	(6)	(7)	(7)/(6)	(weekly)
June Wk 1	20.51	32.62	40.99	-1.28	22.11	34.17	40.07	0.27
Wk 2	20.52	33.81	64.77	3.65	22.12	35.51	60.53	3.92
Wk 3	20.58	34.55	67.88	2.19	22.19	36.60	64.94	3.07
Wk 4	20.58	34.55	67.88	0.00	22.18	36.33	63.80	-0.74
Wk 5	20.59	34.32	66.68	-0.67	22.16	36.28	63.72	-0.14
July Wk 1	20.72	34.36	65.84	0.13	22.36	36.73	64.27	1.24

Month/Week	Corngrain, Yellow											
	Farmgate Prices				Wholesale Prices				Retail Prices			
	2007	2008	% Change		2007	2008	% Change		2007	2008	% Change	
(1)	(2)	(3)	(3)/(2)	(weekly)	(6)	(7)	(7)/(6)	(weekly)	(10)	(11)	(11)/(10)	(weekly)
June Wk 1	10.63	10.80	1.03	-1.01	11.84	13.27	11.80	-0.28	15.70	17.76	12.15	-0.98
Wk 2	10.58	10.86	2.65	0.56	11.80	13.44	13.90	1.28	15.73	17.83	13.35	0.39
Wk 3	10.47	11.03	5.35	1.57	11.76	13.70	16.50	1.93	15.76	17.76	12.69	-0.39
Wk 4	10.27	11.12	8.28	0.82	11.63	13.44	15.56	-1.90	15.68	17.77	13.33	0.06
Wk 5	10.27	10.99	7.01	-1.17	11.61	13.27	14.30	-1.26	15.58	17.94	15.15	0.96
July Wk 1	10.29	10.79	4.84	-1.83	11.55	12.46	7.84	-6.14	15.92	17.26	8.41	-3.79

Month/Week	Corngrain, White											
	Farmgate Prices				Wholesale Prices				Retail Prices			
	2007	2008	% Change		2007	2008	% Change		2007	2008	% Change	
(1)	(2)	(3)	(3)/(2)	(weekly)	(6)	(7)	(7)/(6)	(weekly)	(10)	(11)	(11)/(10)	(weekly)
June Wk 1	11.71	14.35	17.50	-0.37	12.34	14.45	15.05	-3.01	15.61	16.69	6.13	-0.74
Wk 2	11.64	15.00	28.87	4.53	12.32	14.80	20.13	2.42	15.76	17.12	8.63	2.58
Wk 3	11.45	15.54	35.72	3.60	12.29	15.91	29.45	7.50	15.71	17.52	11.52	2.34
Wk 4	11.16	15.97	43.10	2.77	11.98	15.94	33.06	0.19	15.67	18.52	18.19	5.71
Wk 5	11.01	14.86	34.97	-6.95	11.65	15.07	29.36	-5.46	15.75	18.07	14.73	-2.43
July Wk 1	10.81	13.89	28.49	-6.53	11.58	15.22	31.42	0.99	15.81	19.03	20.37	5.32