

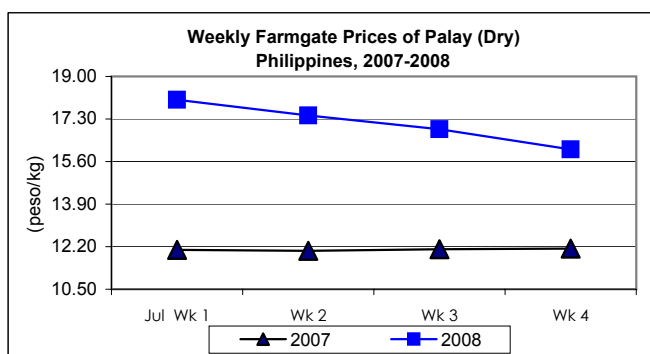


## Updates on Palay, Rice & Corn Prices, July 2008

### A. Farmgate Price of Palay

\* A continuous downward trend of prices was noted at farmgate level.

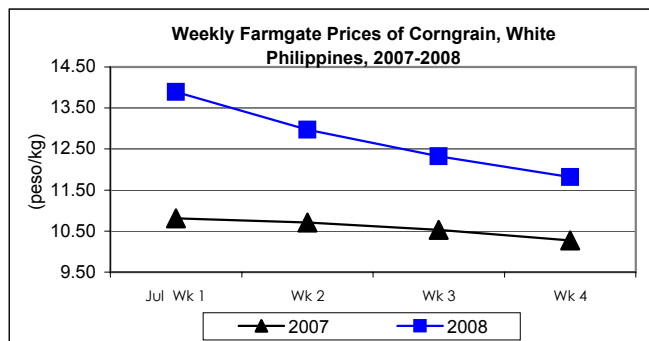
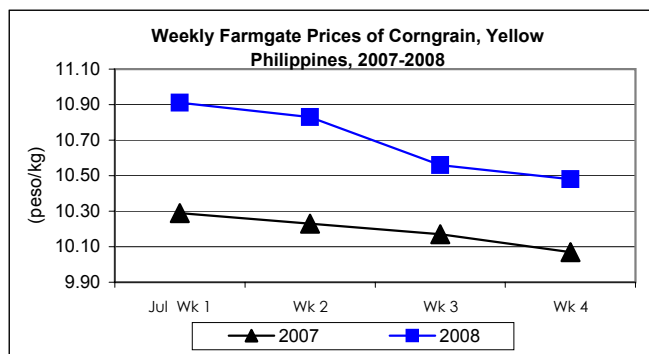
- The monthly average price of palay at P17.08/kg was **lower** by 6.10% from last month's price but was **higher** by 41.39% from that of last year.



### B. Farmgate Prices of Corngrain, Yellow and White

\* Prices of both yellow and white corngrain were going down throughout the month.

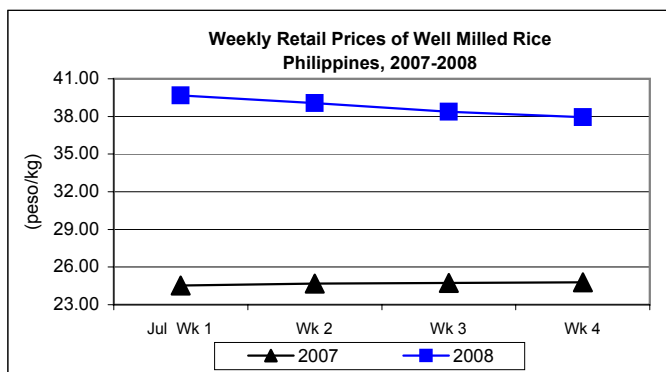
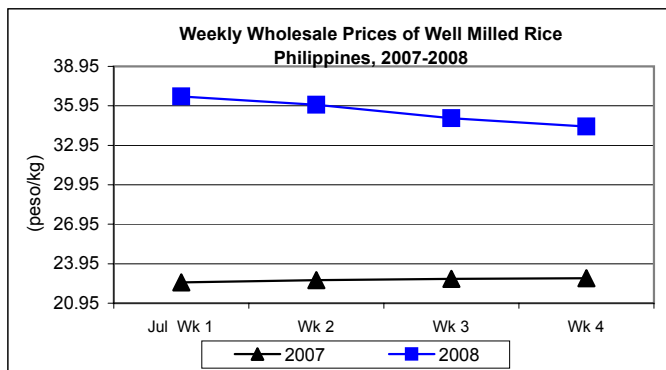
- Average price of yellow corngrain at P10.79/kg recorded a **decrement** of 2.79% over last month's price but registered an **increment** of 5.17% relative to last year's quotation.
- Average price of white corngrain at P13.12/kg **fell** by 12.65% from last month's level but **rose** by 22.85% compared to last year's price.



### C. Wholesale and Retail Prices of Well Milled Rice (WMR)

☀ **Successive decreases in prices were noted at both wholesale and retail levels starting on the 2<sup>nd</sup> week of the month.**

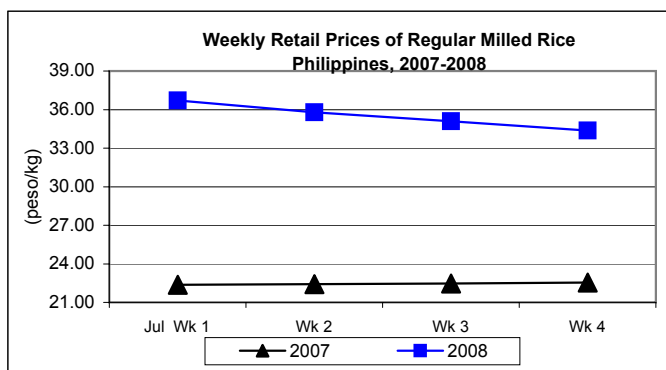
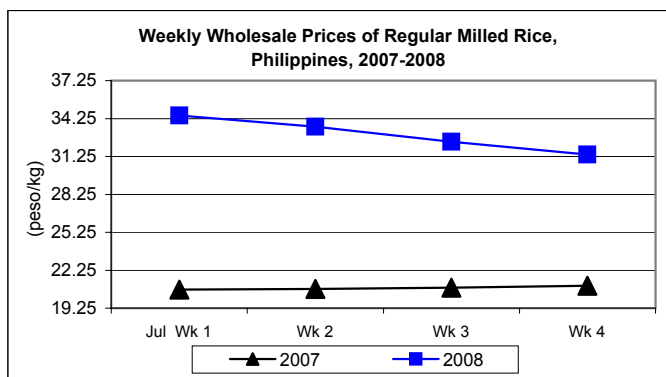
- At wholesale, the average price of P35.50/kg was 1.22% **below** last month's level but was 56.18% **above** the 2007 record.
- At retail, although prices **decreased** in three (3) consecutive weeks, the price which closed at P38.76/kg was still **up** by 0.94% relative to last month's price. Compared to last year's level, this month's average price was, likewise, **higher** by 56.99%.



### D. Wholesale and Retail Prices of Regular Milled Rice (RMR)

☀ **Both wholesale and retail prices registered mark-ups on the 1<sup>st</sup> week but continuously posted cuts the following week until the end of the month.**

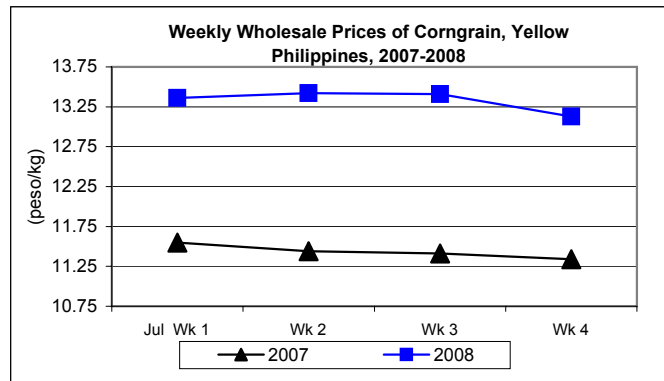
- Average wholesale price at P33.01/kg **dropped** by 2.91% from last month's P34.00/kg but **gained** by 58.40% from last year's P20.84/kg.
- Average retail price at P35.51/kg **went down** by 0.78% from last month's price but **scaled up** by 58.31% over last year's level.



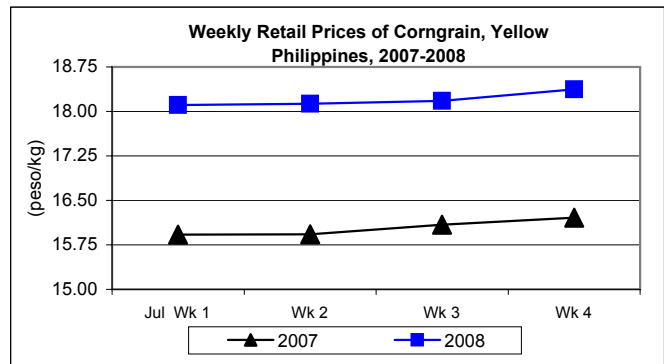
### E. Wholesale and Retail Prices of Corngrain, Yellow

☀ **At wholesale, price increments were recorded on the first half of the month while decrements were registered on the second half. At retail, prices continuously moved upward with rates faster on the 1<sup>st</sup> and 4<sup>th</sup> weeks.**

- Average wholesale price at P13.34/kg was **down** by 0.60% from last month's level but was **up** by 16.61% over 2007 price.



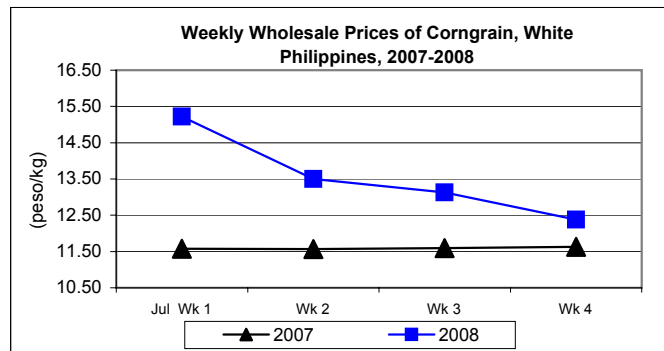
- Average retail price at P18.23/kg **rose** by 2.36% and 14.29% compared to prices of last month and last year, respectively.



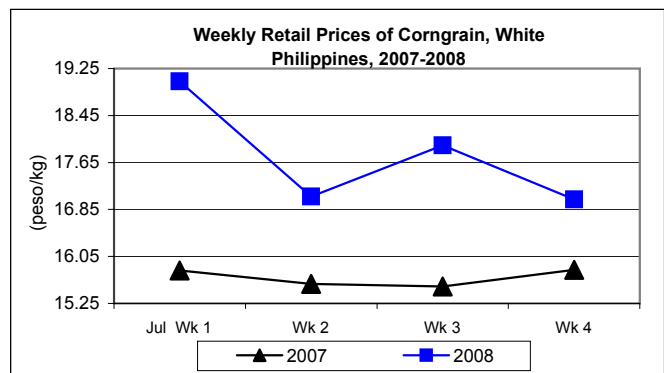
### F. Wholesale and Retail Prices of Corngrain, White

☀ **Wholesale prices slid for three (3) consecutive weeks after a mark-up was posted on the 1<sup>st</sup> week. On the other hand, fluctuating prices were noted at retail level.**

- At wholesale, the average price at P14.60/kg **dropped** by 1.88% from last month's quotation but **gained** by 25.97% from last year's record.



- At retail, the average price at 19.32/kg **scaled up** by 6.98% and 23.14% over the prices of last month and last year, respectively.



## Annex 1

### Comparative Farmgate, Wholesale and Retail Prices of Palay, Rice and Corn, Philippines for the month of July 2008

| Month/Week | Palay, dry      |          | Well Milled Rice (WMR) |          |               |          |
|------------|-----------------|----------|------------------------|----------|---------------|----------|
|            | Farmgate Prices |          | Wholesale Prices       |          | Retail Prices |          |
|            | Price/kg        | % Change | Price/kg               | % Change | Price/kg      | % Change |
| Wk 1       | 18.07           | -1.36    | 36.67                  | 0.44     | 39.67         | 1.15     |
| Wk 2       | 17.44           | -3.49    | 36.02                  | -1.77    | 39.07         | -1.51    |
| Wk 3       | 16.89           | -3.15    | 35.02                  | -2.78    | 38.38         | -1.77    |
| Wk 4       | 16.08           | -4.80    | 34.37                  | -1.86    | 37.94         | -1.15    |
| Jul 2008   | 17.08           | -        | 35.50                  | -        | 38.76         | -        |
| Jul 2007   | 12.08           | 41.39*   | 22.73                  | 56.18*   | 24.69         | 56.99*   |
| Jun 2008   | 18.19           | -6.10*   | 35.94                  | -1.22*   | 38.40         | 0.94*    |

| Month/Week | Regular Milled Rice (RMR) |          |               |          |
|------------|---------------------------|----------|---------------|----------|
|            | Wholesale Prices          |          | Retail Prices |          |
|            | Price/kg                  | % Change | Price/kg      | % Change |
| Wk 1       | 34.50                     | 0.32     | 36.72         | 0.96     |
| Wk 2       | 33.61                     | -2.58    | 35.80         | -2.51    |
| Wk 3       | 32.41                     | -3.57    | 35.09         | -1.98    |
| Wk 4       | 31.41                     | -3.09    | 34.37         | -2.05    |
| Jul 2008   | 33.01                     | -        | 35.51         | -        |
| Jul 2007   | 20.84                     | 58.40*   | 22.43         | 58.31*   |
| Jun 2008   | 34.00                     | -2.91*   | 35.79         | -0.78*   |

| Month/Week | Corngrain, Yellow |          |                  |          |               |          |
|------------|-------------------|----------|------------------|----------|---------------|----------|
|            | Farmgate Prices   |          | Wholesale Prices |          | Retail Prices |          |
|            | Price/kg          | % Change | Price/kg         | % Change | Price/kg      | % Change |
| Wk 1       | 10.91             | -1.80    | 13.36            | 0.68     | 18.11         | 0.95     |
| Wk 2       | 10.83             | -0.73    | 13.42            | 0.45     | 18.13         | 0.11     |
| Wk 3       | 10.56             | -2.49    | 13.41            | -0.07    | 18.18         | 0.28     |
| Wk 4       | 10.48             | -0.76    | 13.13            | -2.09    | 18.37         | 1.05     |
| Jul 2008   | 10.79             | -        | 13.34            | -        | 18.23         | -        |
| Jul 2007   | 10.26             | 5.17*    | 11.44            | 16.61*   | 15.95         | 14.29*   |
| Jun 2008   | 11.10             | -2.79*   | 13.42            | -0.60*   | 17.81         | 2.36*    |

| Month/Week | Corngrain, White |          |                  |          |               |          |
|------------|------------------|----------|------------------|----------|---------------|----------|
|            | Farmgate Prices  |          | Wholesale Prices |          | Retail Prices |          |
|            | Price/kg         | % Change | Price/kg         | % Change | Price/kg      | % Change |
| Wk 1       | 13.89            | -7.03    | 15.22            | 1.00     | 19.03         | 5.32     |
| Wk 2       | 12.97            | -6.63    | 13.50            | -11.30   | 17.07         | -10.31   |
| Wk 3       | 12.32            | -5.01    | 13.13            | -2.74    | 17.94         | 5.10     |
| Wk 4       | 11.82            | -4.06    | 12.38            | -5.71    | 17.02         | -5.13    |
| Jul 2008   | 13.12            | -        | 14.60            | -        | 19.32         | -        |
| Jul 2007   | 10.68            | 22.85*   | 11.59            | 25.97*   | 15.69         | 23.14*   |
| Jun 2008   | 15.02            | -12.65*  | 14.88            | -1.88*   | 18.06         | 6.98*    |

\* - July 08/July 07 and July 08/June 08, respectively