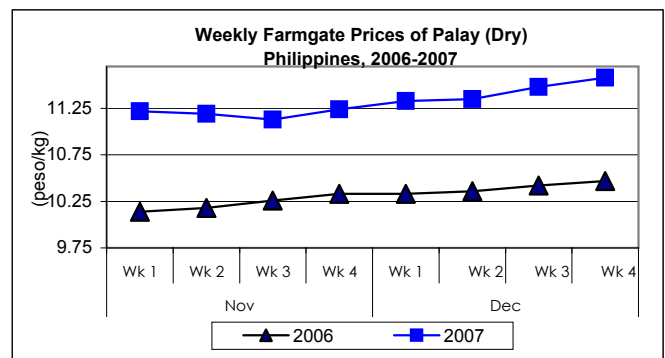




## Updates on Palay, Rice & Corn Prices, December 19-25, 2007

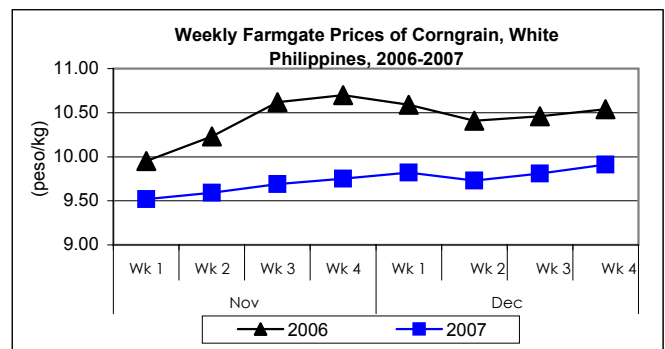
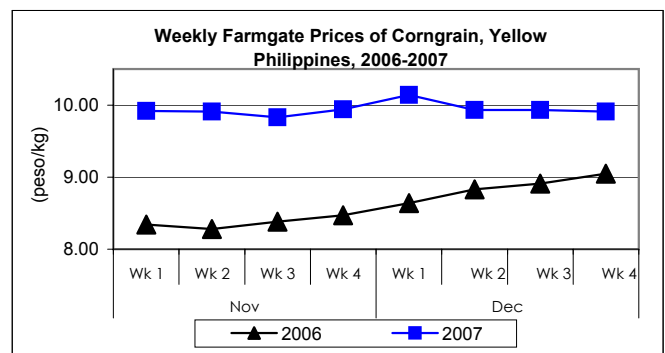
### A. Farmgate Price of Palay

- \* Sustained upward movement in the price of palay at the farmgate.
  - Average price of P11.58/kg moved up by 0.87% from last week's level and by 10.60% relative to price of the previous year.



### B. Farmgate Prices of Corngrain, Yellow and White

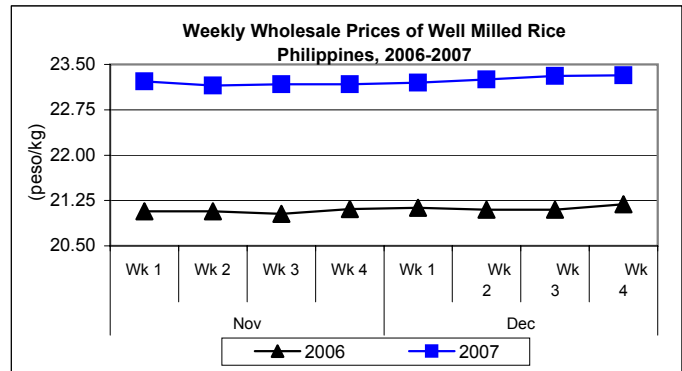
- \* Yellow corngrain price dropped. In contrast, price of white corngrain continuously increased.
  - Price of yellow corngrain, which averaged at P9.91/kg, was **down** from last week's price by 0.20%, but was **up** by 9.50% compared to last year's report.
  - At P9.91/kg, white corngrain price **increased** by 1.02% relative to the previous week's quotation, but indicated a **decrease** of 5.98% from the 2006 record.



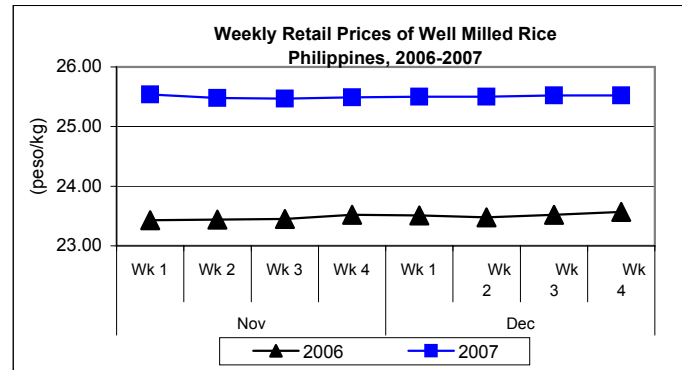
### C. Wholesale and Retail Prices of Well Milled Rice (WMR)

☀ **Continuous upward movement for wholesale price. Retail price maintained its last week's level.**

- Wholesale price, which closed at P23.32/kg recorded **increments** of 0.04% and 10.05% from prices of last week and last year, respectively.



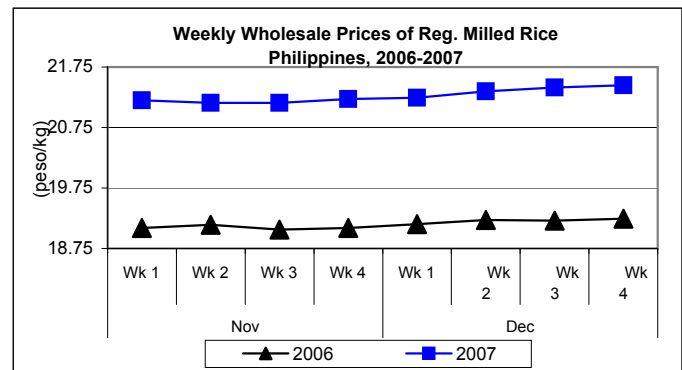
- Retail price remained at last week's quotation of P25.52/kg but still indicated an **increase** of 8.27% from last year's price.



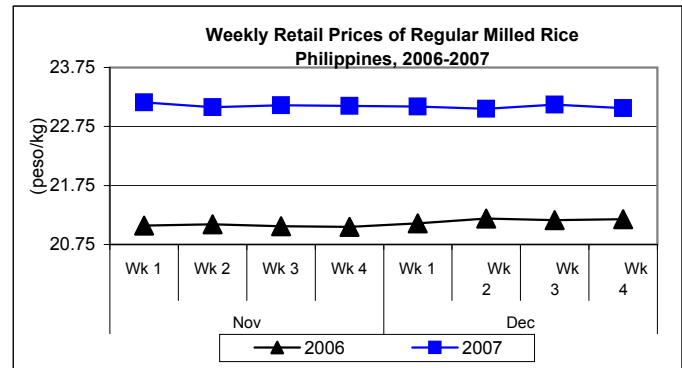
### D. Wholesale and Retail Prices of Regular Milled Rice (RMR)

☀ **Wholesale price was higher than last week's quotation. Retail price slightly dropped from last week's level.**

- Wholesale price at P21.45/kg went **up** by 0.19% from last week's price and by 11.49% over the previous year's report.



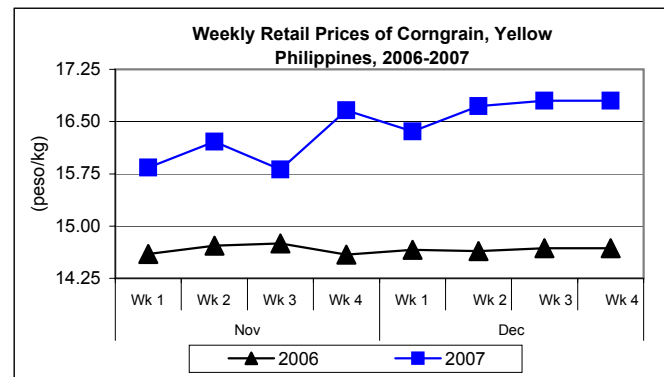
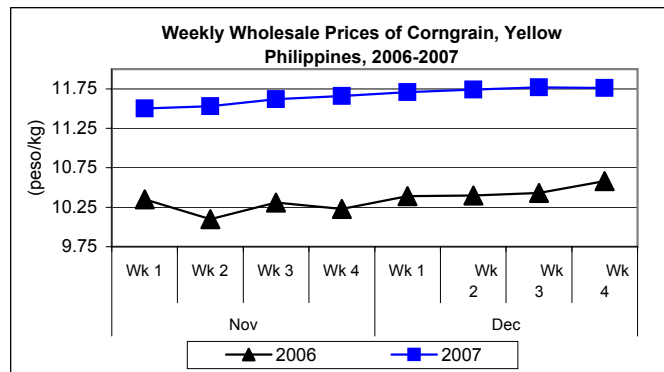
- Retail price at P23.06/kg **fell** by 0.26% from last week's price but **rose** by 8.88% from price of the preceding year.



## E. Wholesale and Retail Prices of Corngrain, Yellow

★ Wholesale price slightly weakened after continuous weeks of increases. Retail price remained unchanged.

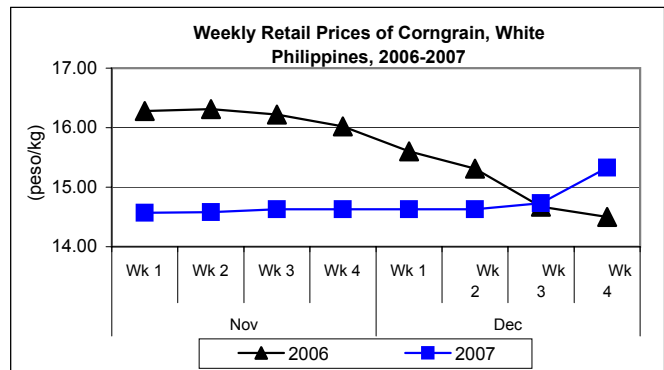
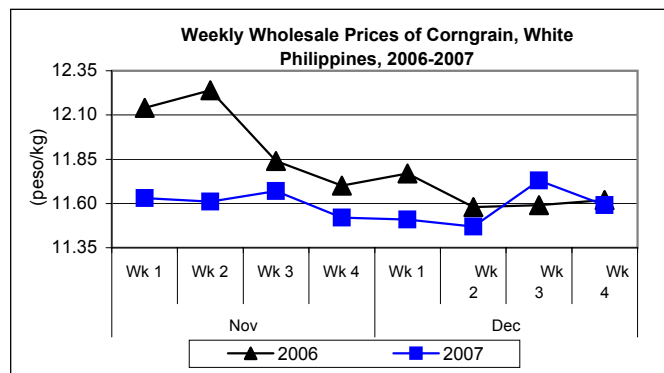
- Wholesale price at P11.76/kg was **lower** by 0.08% from last week's price but **higher** by 11.15% relative to last year's record.
- Retail price at P16.80/kg remained **unchanged** over last week but went **up** by 14.44% from last year's price.



## F. Wholesale and Retail Prices of Corngrain, White

★ Price at wholesale dropped while retail price sustained last week's movement at relatively higher rate.

- Wholesale price closed at P11.59/kg and recorded **decreases** of 1.19% and 0.26% from prices of last week and previous year, respectively.
- Retail price at P15.33/kg was **higher** by 4.07% from last week's price and by 5.72% from last year's quotation.



## Annex 1

### Comparative Weekly Farmgate, Wholesale and Retail Prices of Palay, Rice and Corn, Philippines

Month/Week	Palay (Dry)				Well Milled Rice (WMR)							
	Farmgate Prices				Wholesale Prices				Retail Prices			
	2006	2007	% Change		2006	2007	% Change		2006	2007	% Change	
(1)	(2)	(3)	(3)/(2)	(weekly)	(6)	(7)	(7)/(6)	(weekly)	(10)	(11)	(11)/(10)	(weekly)
Nov Wk 1	10.14	11.22	10.65	0.36	21.07	23.22	10.20	-0.17	23.43	25.54	9.01	-0.35
Wk 2	10.18	11.19	9.92	-0.27	21.07	23.15	9.87	-0.30	23.44	25.48	8.70	-0.23
Wk 3	10.26	11.13	8.48	-0.54	21.03	23.17	10.18	0.09	23.45	25.47	8.61	-0.04
Wk 4	10.33	11.24	8.81	0.99	21.11	23.17	9.76	0.00	23.52	25.49	8.38	0.08
Dec Wk 1	10.33	11.33	9.68	0.80	21.13	23.20	9.80	0.13	23.51	25.50	8.46	0.04
Wk 2	10.36	11.35	9.56	0.18	21.10	23.25	10.19	0.22	23.48	25.50	8.60	0.00
Wk 3	10.42	11.48	10.17	1.15	21.10	23.31	10.47	0.26	23.52	25.52	8.50	0.08
Wk 4	10.47	11.58	10.60	0.87	21.19	23.32	10.05	0.04	23.57	25.52	8.27	0.00

Month/Week	Regular Milled Rice (RMR)							
	Wholesale Prices				Retail Prices			
	2006	2007	% Change		2006	2007	% Change	
(1)	(2)	(3)	(3)/(2)	(weekly)	(6)	(7)	(7)/(6)	(weekly)
Nov Wk 1	19.09	21.20	11.05	0.00	21.07	23.16	9.92	-0.22
Wk 2	19.14	21.16	10.55	-0.19	21.09	23.08	9.44	-0.35
Wk 3	19.06	21.16	11.02	0.00	21.06	23.11	9.73	0.13
Wk 4	19.09	21.22	11.16	0.28	21.05	23.10	9.74	-0.04
Dec Wk 1	19.15	21.24	10.91	0.09	21.11	23.09	9.38	-0.04
Wk 2	19.22	21.35	11.08	0.52	21.19	23.05	8.78	-0.17
Wk 3	19.21	21.41	11.45	0.28	21.16	23.12	9.26	0.30
Wk 4	19.24	21.45	11.49	0.19	21.18	23.06	8.88	-0.26

Month/Week	Corngrain, Yellow											
	Farmgate Prices				Wholesale Prices				Retail Prices			
	2006	2007	% Change		2006	2007	% Change		2006	2007	% Change	
(1)	(2)	(3)	(3)/(2)	(weekly)	(6)	(7)	(7)/(6)	(weekly)	(10)	(11)	(11)/(10)	(weekly)
Nov Wk 1	8.34	9.92	18.94	-0.10	10.35	11.50	11.11	1.23	14.60	15.84	9.32	-2.15
Wk 2	8.28	9.91	19.69	-0.10	10.10	11.53	14.16	0.26	14.72	16.21	10.12	2.34
Wk 3	8.38	9.83	17.30	-0.81	10.31	11.62	12.71	0.78	14.75	15.81	7.19	-2.47
Wk 4	8.47	9.94	17.36	1.12	10.23	11.66	13.98	0.34	14.59	16.66	14.19	5.38
Dec Wk 1	8.64	10.14	17.36	2.01	10.39	11.71	12.70	0.43	14.66	16.36	11.60	-1.80
Wk 2	8.83	9.93	12.46	-2.07	10.40	11.74	12.88	0.26	14.64	16.72	14.21	2.20
Wk 3	8.91	9.93	11.45	0.00	10.43	11.77	12.85	0.26	14.68	16.80	14.44	0.48
Wk 4	9.05	9.91	9.50	-0.20	10.58	11.76	11.15	-0.08	14.68	16.80	14.44	0.00

Month/Week	Corngrain, White											
	Farmgate Prices				Wholesale Prices				Retail Prices			
	2006	2007	% Change		2006	2007	% Change		2006	2007	% Change	
(1)	(2)	(3)	(3)/(2)	(weekly)	(6)	(7)	(7)/(6)	(weekly)	(10)	(11)	(11)/(10)	(weekly)
Nov Wk 1	9.95	9.52	-4.32	0.53	12.14	11.63	-4.20	-0.43	16.28	14.57	-10.50	0.00
Wk 2	10.23	9.59	-6.26	0.74	12.24	11.61	-5.15	-0.17	16.31	14.58	-10.61	0.07
Wk 3	10.62	9.69	-8.76	1.04	11.84	11.67	-1.44	0.52	16.22	14.63	-9.80	0.34
Wk 4	10.70	9.75	-8.88	0.62	11.70	11.52	-1.54	-1.29	16.02	14.63	-8.68	0.00
Dec Wk 1	10.59	9.82	-7.27	0.72	11.77	11.51	-2.21	-0.09	15.60	14.63	-6.22	0.00
Wk 2	10.41	9.73	-6.53	-0.92	11.58	11.47	-0.95	-0.35	15.31	14.63	-4.44	0.00
Wk 3	10.46	9.81	-6.21	0.82	11.59	11.73	1.21	2.27	14.67	14.73	0.41	0.68
Wk 4	10.54	9.91	-5.98	1.02	11.62	11.59	-0.26	-1.19	14.50	15.33	5.72	4.07