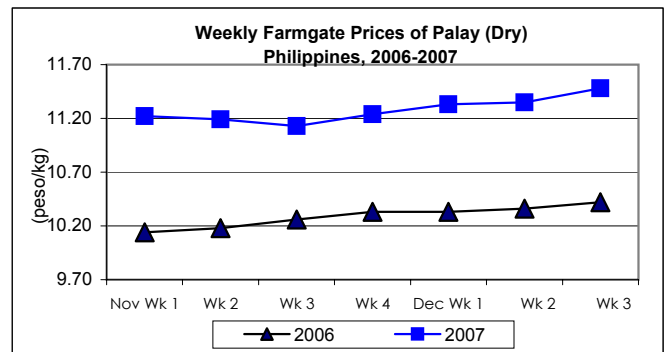




## Updates on Palay, Rice & Corn Prices, December 12-18, 2007

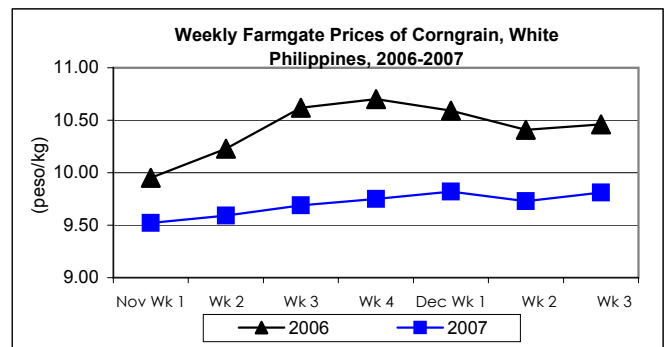
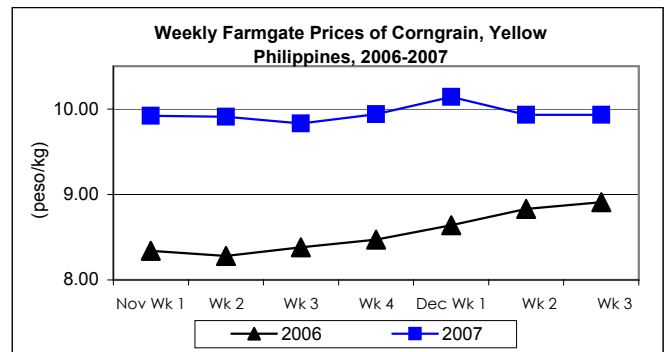
### A. Farmgate Price of Palay

- \* **Palay price continuously moved upward for four (4) consecutive weeks.**
  - Average price of P11.48/kg registered **increases** of 1.15% and 10.17% compared to prices of last week and last year, respectively.



### B. Farmgate Prices of Corngrain, Yellow and White

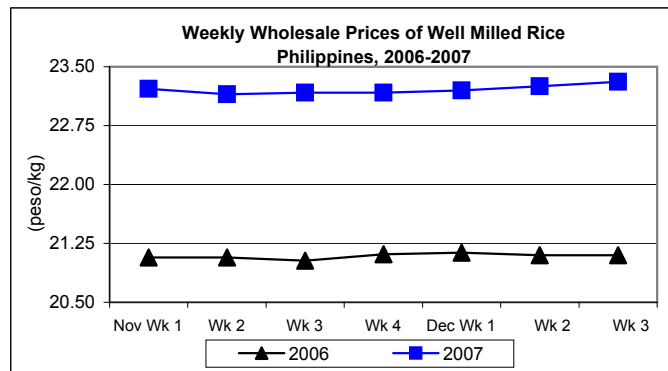
- \* **Price of yellow corngrain remained unchange. White corngrain price recovered after its last week's decrease.**
  - Yellow corngrain price remained **unchange** at last week's level of P9.93/kg but **increased** by 11.45% from 2006 report.
  - Price of white corngrain, which closed at P9.81/kg went **up** by 0.82% from the last week's price but went **down** by 6.21% relative to last year's record.



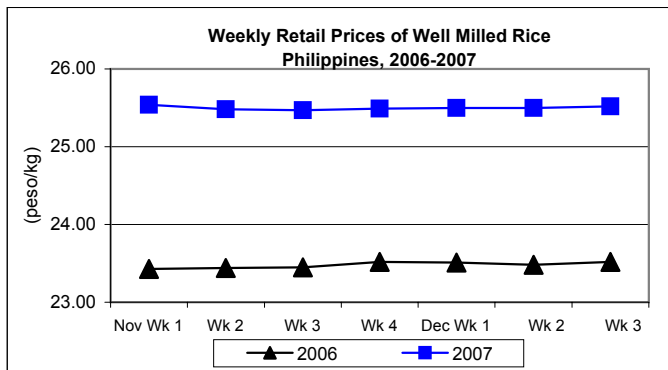
### C. Wholesale and Retail Prices of Well Milled Rice (WMR)

☀ **Both wholesale and retail prices indicated increases in this week's level.**

- Wholesale price of P23.31/kg **rose** by 0.26% from last week's P23.25/kg and by 10.47% from last year's P21.10/kg.



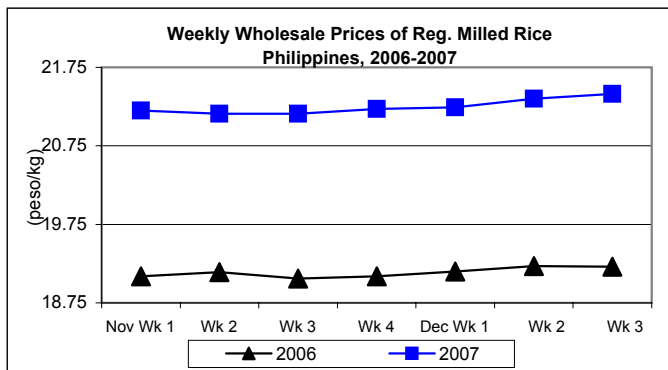
- Retail price at P25.52/kg depicted **increments** of 0.08% from last week's price and 8.50% relative to the previous year's quotation.



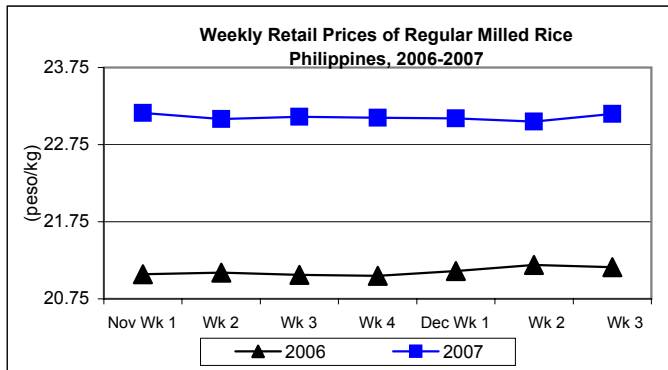
### D. Wholesale and Retail Prices of Regular Milled Rice (RMR)

☀ **Sustained upward movement was noted in the wholesale price. Retail price strengthened after its three (3) weeks of decreases.**

- Wholesale price at P21.41/kg was **higher** by 0.28% and 11.45% compared to last week's and last year's prices, respectively.



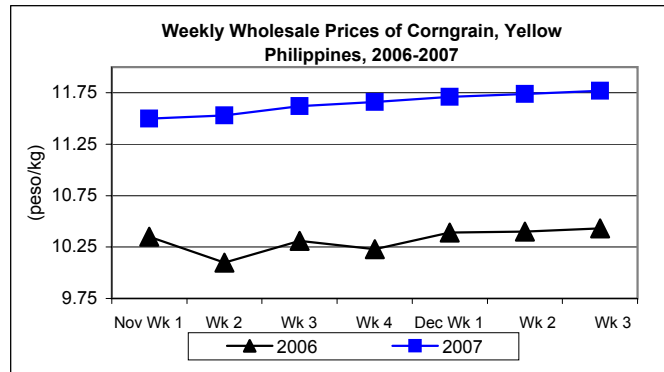
- Retail price, which was quoted at P23.15/kg **moved up** by 0.43% from last week's price and by 9.40% from the preceding year's level.



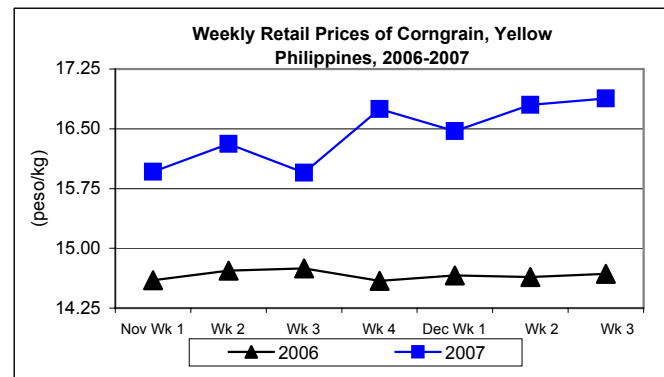
## E. Wholesale and Retail Prices of Corngrain, Yellow

☀ **Wholesale price sustained its upward trend. Retail price registered an increase again but in slower rate compared to last week's increment.**

- Wholesale price, which closed at P11.77/kg was **up** by 0.26% from the last week's record and by 12.85% from the past year's level.



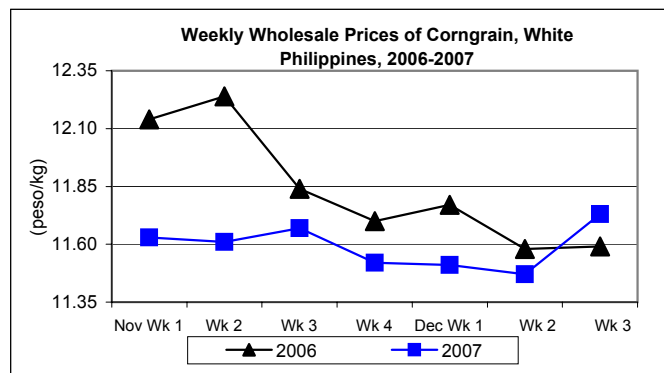
- Average retail price at P16.88/kg **grew** by 0.48% and 14.99% from the previous week's and year's prices.



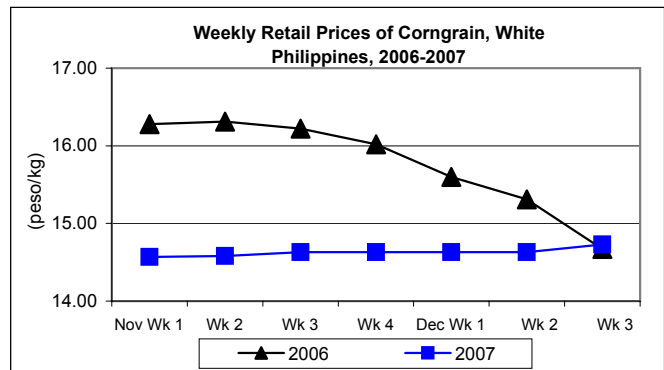
## F. Wholesale and Retail Prices of Corngrain, White

☀ **Wholesale price surged up. Retail price increased after it remained stable for three (3) weeks.**

- Average wholesale price at P11.73/kg noted **increases** of 2.27% relative to last week's P11.47/kg and 1.21% compared to last year's report.



- Retail price at P14.73/kg showed **increments** of 0.68% compared to last week's price and 0.41% from the previous year's quotation.



## Annex 1

### Comparative Weekly Farmgate, Wholesale and Retail Prices of Palay, Rice and Corn, Philippines

Month/Week	Palay (Dry)				Well Milled Rice (WMR)							
	Farmgate Prices				Wholesale Prices				Retail Prices			
	2006	2007	% Change		2006	2007	% Change		2006	2007	% Change	
(1)	(2)	(3)	(3)/(2)	(weekly)	(6)	(7)	(7)/(6)	(weekly)	(10)	(11)	(11)/(10)	(weekly)
Nov Wk 1	10.14	11.22	10.65	0.36	21.07	23.22	10.20	-0.17	23.43	25.54	9.01	-0.35
Wk 2	10.18	11.19	9.92	-0.27	21.07	23.15	9.87	-0.30	23.44	25.48	8.70	-0.23
Wk 3	10.26	11.13	8.48	-0.54	21.03	23.17	10.18	0.09	23.45	25.47	8.61	-0.04
Wk 4	10.33	11.24	8.81	0.99	21.11	23.17	9.76	0.00	23.52	25.49	8.38	0.08
Dec Wk 1	10.33	11.33	9.68	0.80	21.13	23.20	9.80	0.13	23.51	25.50	8.46	0.04
Wk 2	10.36	11.35	9.56	0.18	21.10	23.25	10.19	0.22	23.48	25.50	8.60	0.00
Wk 3	10.42	11.48	10.17	1.15	21.10	23.31	10.47	0.26	23.52	25.52	8.50	0.08

Month/Week	Regular Milled Rice (RMR)							
	Wholesale Prices				Retail Prices			
	2006	2007	% Change		2006	2007	% Change	
(1)	(2)	(3)	(3)/(2)	(weekly)	(6)	(7)	(7)/(6)	(weekly)
Nov Wk 1	19.09	21.20	11.05	0.00	21.07	23.16	9.92	-0.22
Wk 2	19.14	21.16	10.55	-0.19	21.09	23.08	9.44	-0.35
Wk 3	19.06	21.16	11.02	0.00	21.06	23.11	9.73	0.13
Wk 4	19.09	21.22	11.16	0.28	21.05	23.10	9.74	-0.04
Dec Wk 1	19.15	21.24	10.91	0.09	21.11	23.09	9.38	-0.04
Wk 2	19.22	21.35	11.08	0.52	21.19	23.05	8.78	-0.17
Wk 3	19.21	21.41	11.45	0.28	21.16	23.15	9.40	0.43

Month/Week	Corngrain, Yellow											
	Farmgate Prices				Wholesale Prices				Retail Prices			
	2006	2007	% Change		2006	2007	% Change		2006	2007	% Change	
(1)	(2)	(3)	(3)/(2)	(weekly)	(6)	(7)	(7)/(6)	(weekly)	(10)	(11)	(11)/(10)	(weekly)
Nov Wk 1	8.34	9.92	18.94	-0.10	10.35	11.50	11.11	1.23	14.60	15.96	9.32	-2.15
Wk 2	8.28	9.91	19.69	-0.10	10.10	11.53	14.16	0.26	14.72	16.31	10.80	2.19
Wk 3	8.38	9.83	17.30	-0.81	10.31	11.62	12.71	0.78	14.75	15.95	8.14	-2.21
Wk 4	8.47	9.94	17.36	1.12	10.23	11.66	13.98	0.34	14.59	16.75	14.80	5.02
Dec Wk 1	8.64	10.14	17.36	2.01	10.39	11.71	12.70	0.43	14.66	16.47	12.35	-1.67
Wk 2	8.83	9.93	12.46	-2.07	10.40	11.74	12.88	0.26	14.64	16.80	14.75	2.00
Wk 3	8.91	9.93	11.45	0.00	10.43	11.77	12.85	0.26	14.68	16.88	14.99	0.48

Month/Week	Corngrain, White											
	Farmgate Prices				Wholesale Prices				Retail Prices			
	2006	2007	% Change		2006	2007	% Change		2006	2007	% Change	
(1)	(2)	(3)	(3)/(2)	(weekly)	(6)	(7)	(7)/(6)	(weekly)	(10)	(11)	(11)/(10)	(weekly)
Nov Wk 1	9.95	9.52	-4.32	0.53	12.14	11.63	-4.20	-0.43	16.28	14.57	-10.50	0.00
Wk 2	10.23	9.59	-6.26	0.74	12.24	11.61	-5.15	-0.17	16.31	14.58	-10.61	0.07
Wk 3	10.62	9.69	-8.76	1.04	11.84	11.67	-1.44	0.52	16.22	14.63	-9.80	0.34
Wk 4	10.70	9.75	-8.88	0.62	11.70	11.52	-1.54	-1.29	16.02	14.63	-8.68	0.00
Dec Wk 1	10.59	9.82	-7.27	0.72	11.77	11.51	-2.21	-0.09	15.60	14.63	-6.22	0.00
Wk 2	10.41	9.73	-6.53	-0.92	11.58	11.47	-0.95	-0.35	15.31	14.63	-4.44	0.00
Wk 3	10.46	9.81	-6.21	0.82	11.59	11.73	1.21	2.27	14.67	14.73	0.41	0.68