

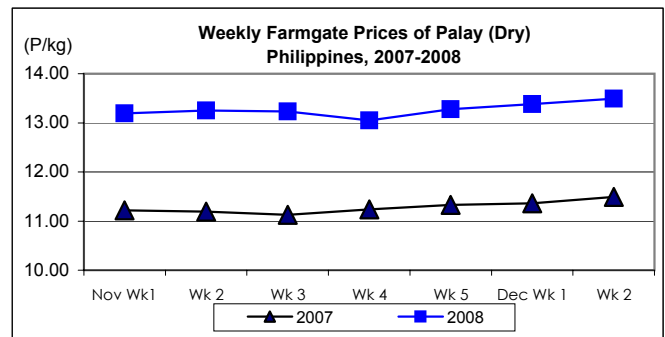


Updates on Palay, Rice & Corn Prices, December 10-16, 2008

A. Farmgate Price of Palay

* Farmgate price continued to increase at a rate faster than last week's record.

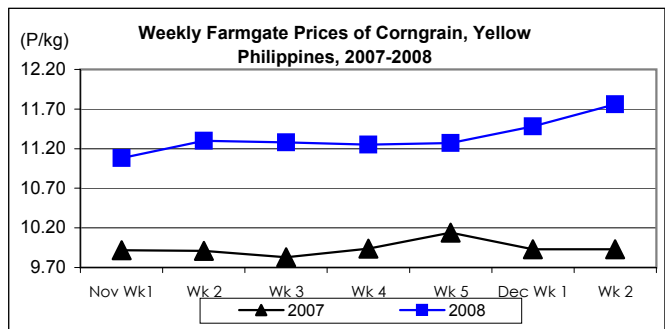
■ Average price at P13.49/kg rose by 0.82% and 17.41% from prices of last week and last year, respectively.



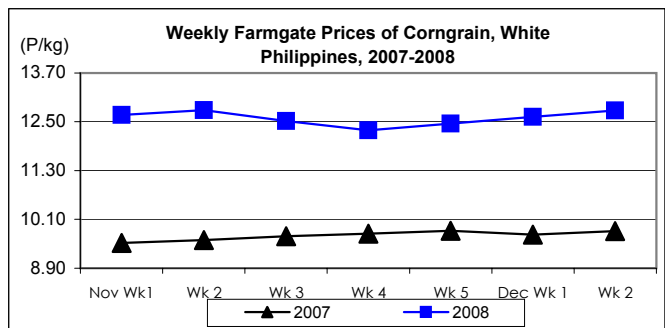
B. Farmgate Prices of Corngrain, Yellow and White

* Prices of both yellow and white corngrains sustained uptrends.

■ Yellow corngrain's average farmgate price at P11.76/kg went up by 2.44% from last week's P11.48/kg and by 18.43% from last year's P9.93/kg.



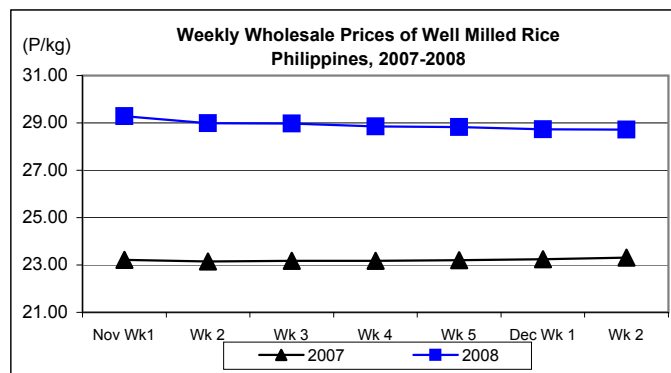
■ White corngrain's average farmgate price at P12.78/kg posted increments of 1.27% and 30.28% from quotations of last week and last year, respectively.



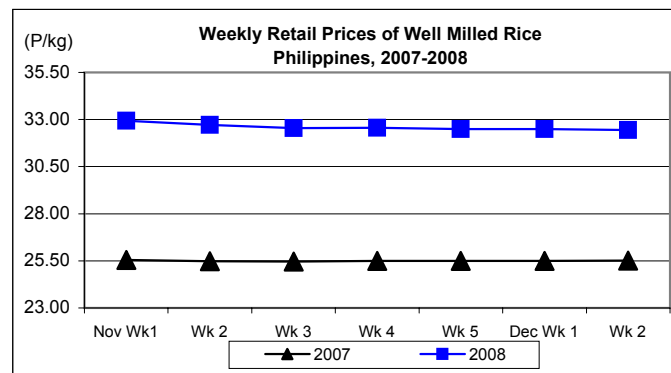
C. Wholesale and Retail Prices of Well Milled Rice (WMR)

☀ Price at wholesale level moved downward continuously while price at retail showed fluctuations.

■ Average wholesale price at P28.71/kg was 0.07% **lower** than last week's level but was 23.17% **higher** than 2007 record.



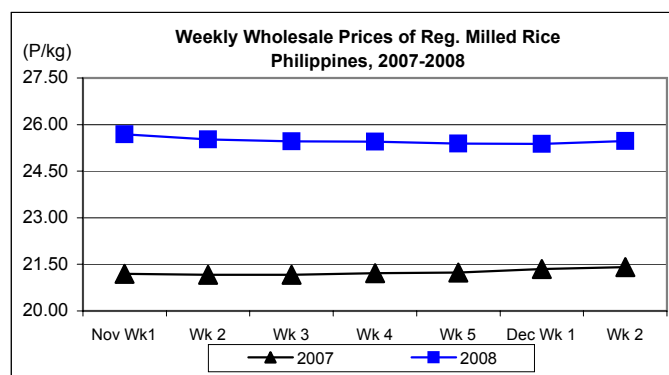
■ Average retail price at P32.45/kg posted a 0.15% **cut** from last week's price but registered a 27.16% **mark-up** relative to last year's level.



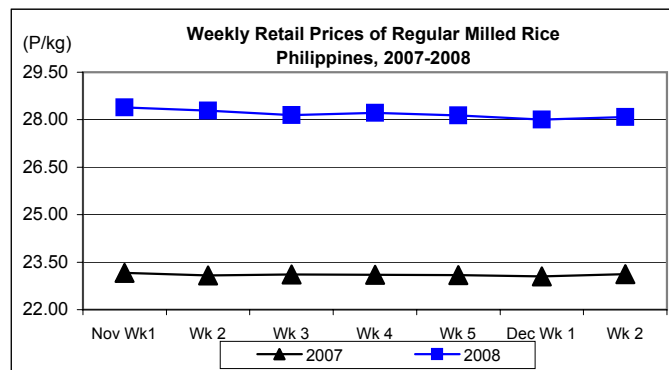
D. Wholesale and Retail Prices of Regular Milled Rice (RMR)

☀ Prices at both wholesale and retail levels recorded gains.

■ At wholesale, average price at P25.47/kg **increased** by 0.35% and 18.96% from prices of last week and last year, respectively.



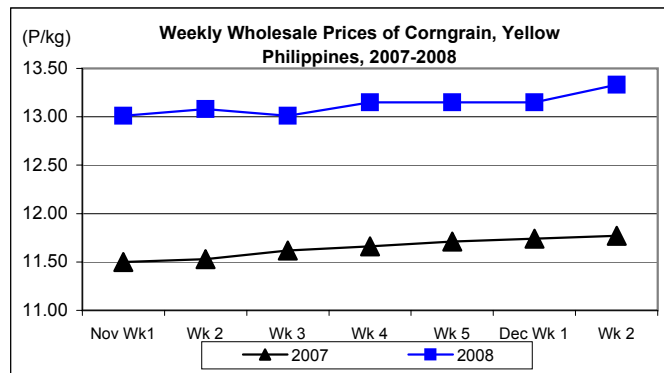
■ At retail, average price at P28.08/kg reflected **increments** of 0.29% from last week's level and 21.45% from last year's record.



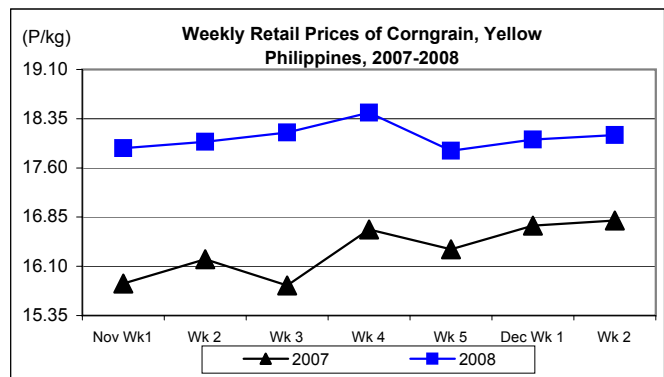
E. Wholesale and Retail Prices of Corngrain, Yellow

☀ Prices at both wholesale and retail levels moved upward.

■ At wholesale, average price at P13.33/kg **went up** by 1.37% after being stable at P13.15/kg for three (3) consecutive weeks. Relative to last year's price, it was 13.25% **higher**.



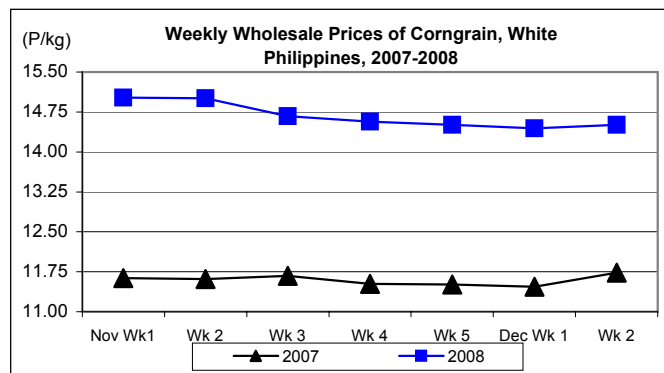
■ At retail, average price at P18.10/kg posted **gains** of 0.39% and 7.74% compared to prices of last week and last year, respectively.



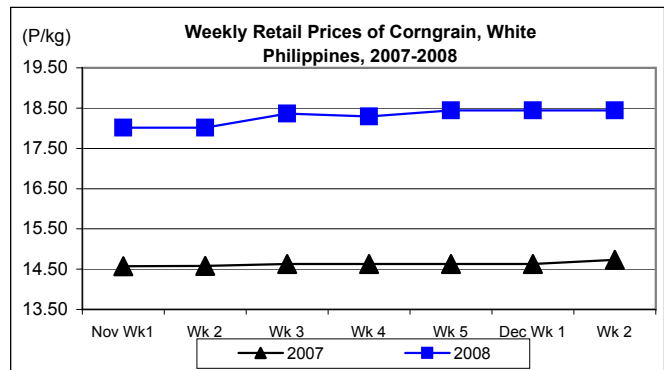
F. Wholesale and Retail Prices of Corngrain, White

☀ Price at wholesale was the quotation two weeks ago while price at retail was stable for three weeks now.

■ Average wholesale price **went back** to P14.51/kg, which was the level two weeks ago. This was 0.48% **higher** than last week's price and 23.70% **bigger** than last year's record.



■ Average retail price **remained** at P18.44/kg, which was the average price for the last three (3) weeks. Compared to last year's price, this **increased** by 25.19%.



Annex 1

Comparative Weekly Farmgate, Wholesale and Retail Prices of Palay, Rice and Corn, Philippines

Month/Week	Palay (Dry)				Well Milled Rice (WMR)							
	Farmgate Prices				Wholesale Prices				Retail Prices			
	2007	2008	% Change		2007	2008	% Change		2007	2008	% Change	
(1)	(2)	(3)	(3)/(2)	(weekly)	(6)	(7)	(7)/(6)	(weekly)	(10)	(11)	(11)/(10)	(weekly)
Nov Wk1	11.22	13.19	17.56	-1.57	23.22	29.29	26.14	-0.91	25.54	32.94	28.97	-0.42
Wk 2	11.19	13.25	18.41	0.45	23.15	28.98	25.18	-1.06	25.48	32.71	28.38	-0.70
Wk 3	11.13	13.23	18.87	-0.15	23.17	28.97	25.03	-0.03	25.47	32.55	27.80	-0.49
Wk 4	11.24	13.05	16.10	-1.36	23.17	28.85	24.51	-0.41	25.49	32.56	27.74	0.03
Wk 5	11.33	13.28	17.21	1.76	23.20	28.82	24.22	-0.10	25.50	32.50	27.45	-0.18
Dec Wk 1	11.36	13.38	17.78	0.75	23.25	28.73	23.57	-0.31	25.50	32.50	27.45	0.00
Wk 2	11.49	13.49	17.41	0.82	23.31	28.71	23.17	-0.07	25.52	32.45	27.16	-0.15

Month/Week	Regular Milled Rice (RMR)							
	Wholesale Prices				Retail Prices			
	2007	2008	% Change		2007	2008	% Change	
(1)	(2)	(3)	(3)/(2)	(weekly)	(6)	(7)	(7)/(6)	(weekly)
Nov Wk1	21.20	25.69	21.18	-0.58	23.16	28.39	22.58	-0.63
Wk 2	21.16	25.52	20.60	-0.66	23.08	28.29	22.57	-0.35
Wk 3	21.16	25.46	20.32	-0.24	23.11	28.15	21.81	-0.49
Wk 4	21.22	25.45	19.93	-0.04	23.10	28.22	22.16	0.25
Wk 5	21.24	25.39	19.54	-0.24	23.09	28.14	21.87	-0.28
Dec Wk 1	21.35	25.38	18.88	-0.04	23.05	28.00	21.48	-0.50
Wk 2	21.41	25.47	18.96	0.35	23.12	28.08	21.45	0.29

Month/Week	Corngrain, Yellow											
	Farmgate Prices				Wholesale Prices				Retail Prices			
	2007	2008	% Change		2007	2008	% Change		2007	2008	% Change	
(1)	(2)	(3)	(3)/(2)	(weekly)	(6)	(7)	(7)/(6)	(weekly)	(10)	(11)	(11)/(10)	(weekly)
Nov Wk1	9.92	11.08	11.69	1.00	11.50	13.01	13.13	0.15	15.84	17.90	13.01	-1.16
Wk 2	9.91	11.30	14.03	1.99	11.53	13.08	13.44	0.54	16.21	18.00	11.04	0.56
Wk 3	9.83	11.28	14.75	-0.18	11.62	13.01	11.96	-0.54	15.81	18.14	14.74	0.78
Wk 4	9.94	11.25	13.18	-0.27	11.66	13.15	12.78	1.08	16.66	18.44	10.68	1.65
Wk 5	10.14	11.27	11.14	0.18	11.71	13.15	12.30	0.00	16.36	17.86	9.17	-3.15
Dec Wk 1	9.93	11.48	15.61	1.86	11.74	13.15	12.01	0.00	16.72	18.03	7.83	0.95
Wk 2	9.93	11.76	18.43	2.44	11.77	13.33	13.25	1.37	16.80	18.10	7.74	0.39

Month/Week	Corngrain, White											
	Farmgate Prices				Wholesale Prices				Retail Prices			
	2007	2008	% Change		2007	2008	% Change		2007	2008	% Change	
(1)	(2)	(3)	(3)/(2)	(weekly)	(6)	(7)	(7)/(6)	(weekly)	(10)	(11)	(11)/(10)	(weekly)
Nov Wk1	9.52	12.67	33.09	-0.55	11.63	15.02	29.15	-0.66	14.57	18.01	23.61	0.00
Wk 2	9.59	12.79	33.37	0.95	11.61	15.01	29.29	-0.07	14.58	18.01	23.53	0.00
Wk 3	9.69	12.52	29.21	-2.11	11.67	14.67	25.71	-2.27	14.63	18.36	25.50	1.94
Wk 4	9.75	12.29	26.05	-1.84	11.52	14.57	26.48	-0.68	14.63	18.29	25.02	-0.38
Wk 5	9.82	12.46	26.88	1.38	11.51	14.51	26.06	-0.41	14.63	18.44	26.04	0.82
Dec Wk 1	9.73	12.62	29.70	1.28	11.47	14.44	25.89	-0.48	14.63	18.44	26.04	0.00
Wk 2	9.81	12.78	30.28	1.27	11.73	14.51	23.70	0.48	14.73	18.44	25.19	0.00