

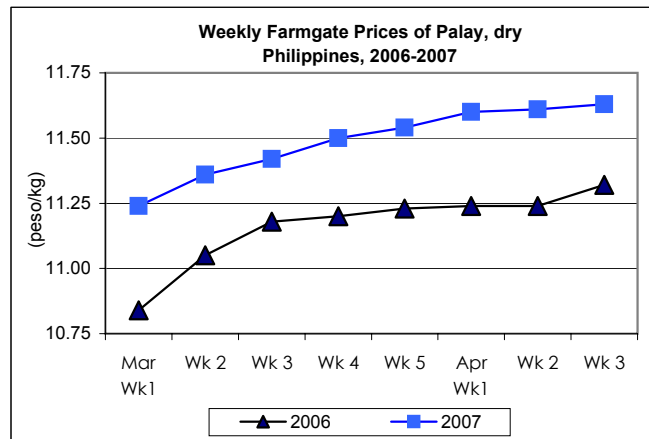


Updates on Palay, Rice & Corn Prices, April 18 - 24, 2007

A. Farmgate Price of Palay

☀ Higher quotation compared to prices of the previous week and last year.

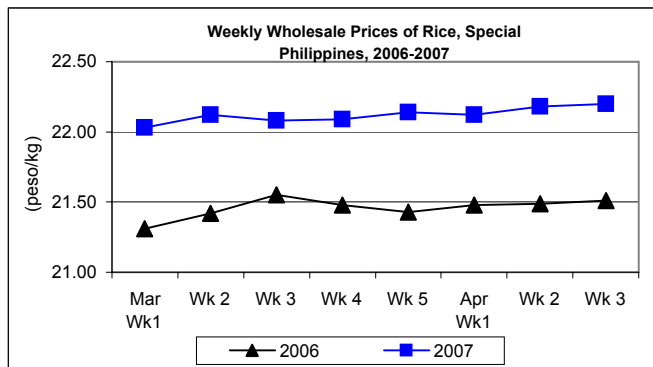
- Palay price at P11.63/kg showed a 0.17% **increase** from last week's price. Compared to last year's quotation, price was **higher** by 2.74%.



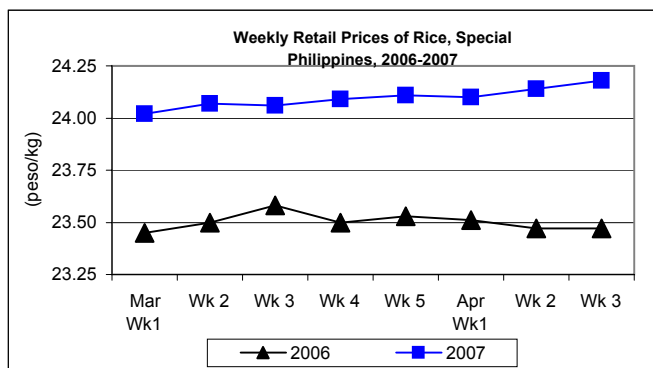
B. Wholesale and Retail Prices of Rice, Special

☀ Both wholesale and retail price levels were higher from last week's and last year's quotations.

- At wholesale, price closed at P22.20/kg which indicated **increments** of 0.09% from the previous week's price and by 3.21% from last year's report.



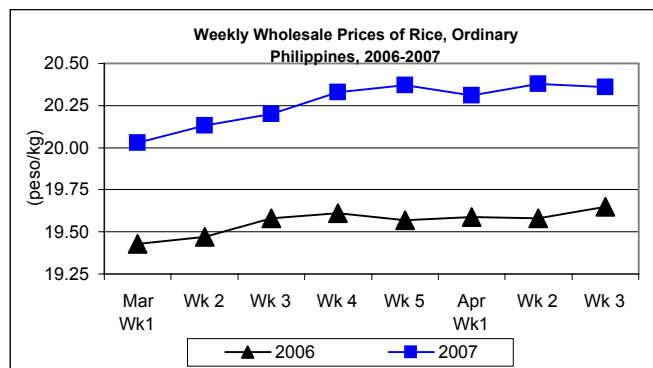
- Retail price at P24.18/kg **gained** by 0.17% and 3.03% from last week's and last year's quotations, respectively.



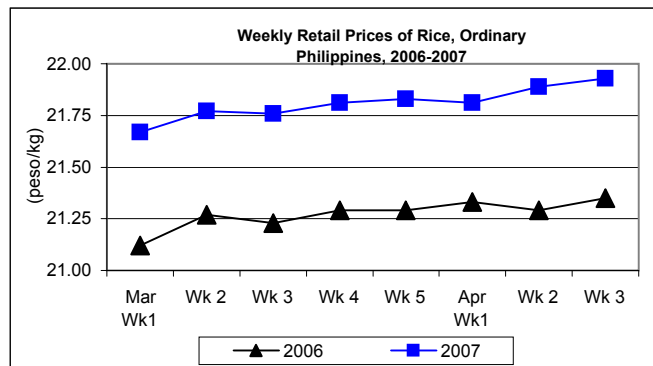
C. Wholesale and Retail Prices of Rice, Ordinary

☀ Wholesale price was lower this week. Retail price was on its 2nd week of increase at rate similar to that of last week.

- Wholesale price which settled at P20.36/kg, **slid** by 0.10% from the previous week's report but **increased** by 3.61% from last year's record.



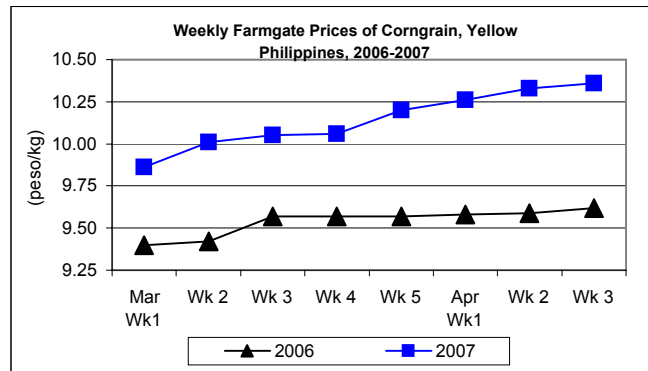
- Retail price at P21.93/kg was **up** from last week's P21.89/kg and **grew** by 2.72% from last year's P21.35/kg.



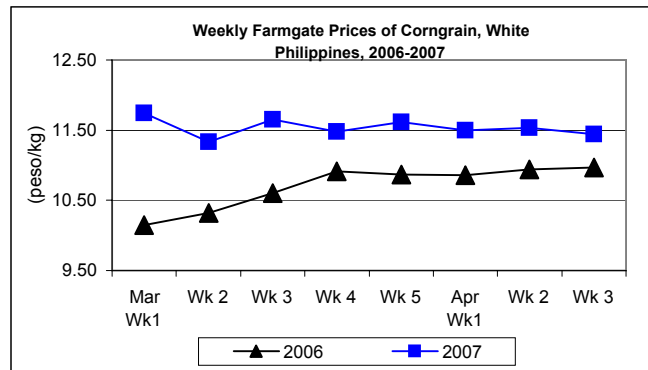
D. Farmgate Prices of Corngrain, Yellow and White

✦ Weekly prices of yellow corngrain were on the uptrend but rates of increase were slowing down. White corngrain prices dropped this week.

- For yellow corngrain, price averaged P7.69/kg and was **higher** by 0.29% from last week's record. Price **gained** by 7.69% from last year's quotation.



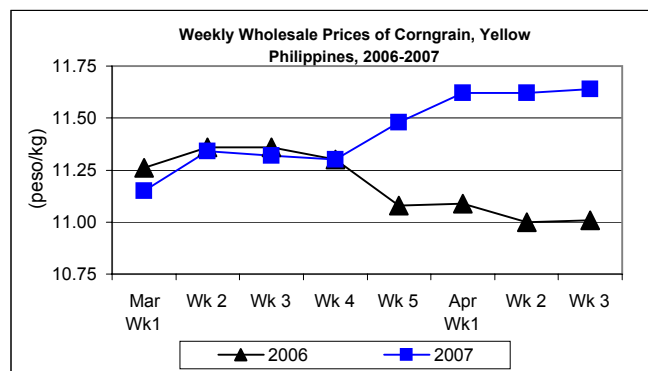
- For white corngrain, price settled at P11.44/kg and **dropped** by 0.78% from last week's price but indicated a 4.28% **increment** from last year's record.



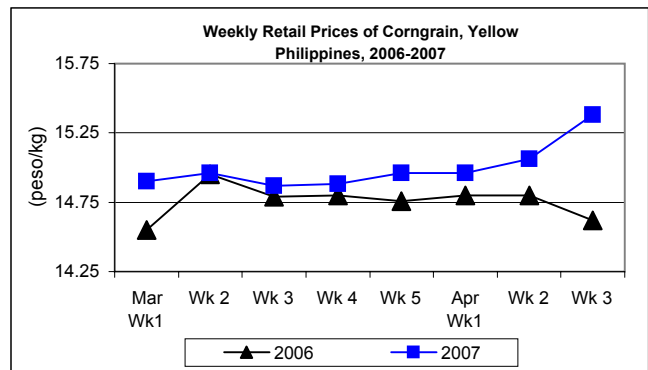
E. Wholesale and Retail Prices of Corngrain, Yellow

✦ Wholesale and retail prices were higher this week. Both levels indicated increases from last year's records.

- Wholesale price averaged this week at P11.64/kg with respective **increases** from last week's and last year's records at 0.17% and 5.72%.



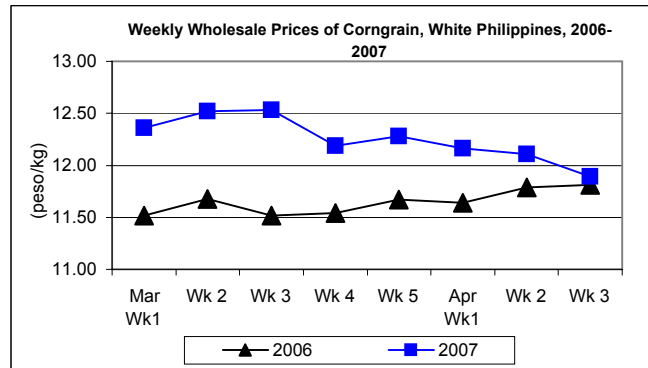
- Retail price at P15.38/kg was **higher** by 2.12% from the previous week's report and by 5.20% from the year-ago price.



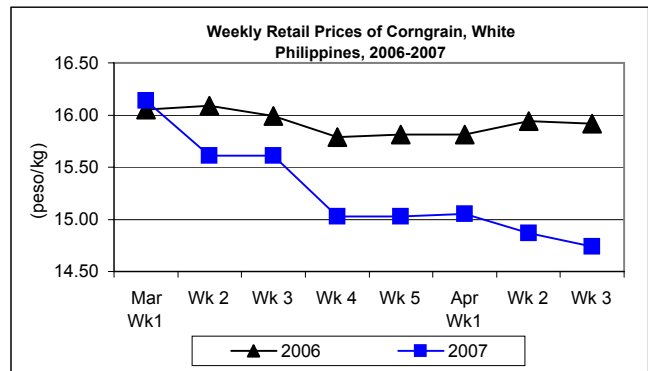
F. Wholesale and Retail Prices of Corngrain, White

✦ Wholesale and retail prices were on the downtrend. From last year's levels, wholesale price grew while retail price went down.

- Wholesale price which averaged P11.89/kg **dropped** from last week's P12.11/kg by 1.82% but slightly **increased** by 0.68% from 2006 record.



- Retail price settled at P14.74/kg and indicated **decrements** from last week's and last year's prices by 0.87% and 7.41%, respectively.



Annex 1

Comparative Weekly Farmgate, Wholesale and Retail Prices of Palay, Rice and Corn, Philippines

Month/Week	Palay, dry				Rice, Special							
	Farmgate Prices				Wholesale Prices				Retail Prices			
	2006	2007	% Change		2006	2007	% Change		2006	2007	% Change	
(1)	(2)	(3)	(3)/(2)	(weekly)	(6)	(7)	(7)/(6)	(weekly)	(10)	(11)	(11)/(10)	(weekly)
Mar Wk1	10.84	11.24	3.69	1.35	21.31	22.03	3.38	0.78	23.45	24.02	2.43	0.33
Wk 2	11.05	11.36	2.81	1.07	21.42	22.12	3.27	0.41	23.50	24.07	2.43	0.21
Wk 3	11.18	11.42	2.15	0.53	21.55	22.08	2.46	-0.18	23.58	24.06	2.04	-0.04
Wk 4	11.20	11.50	2.68	0.70	21.48	22.09	2.84	0.05	23.50	24.09	2.51	0.12
Wk 5	11.23	11.54	2.76	0.35	21.43	22.14	3.31	0.23	23.53	24.11	2.46	0.08
Apr Wk1	11.24	11.60	3.20	0.52	21.48	22.12	2.98	-0.09	23.51	24.10	2.51	-0.04
Wk 2	11.24	11.61	3.29	0.09	21.49	22.18	3.21	0.27	23.47	24.14	2.85	0.17
Wk 3	11.32	11.63	2.74	0.17	21.51	22.20	3.21	0.09	23.47	24.18	3.03	0.17

Month/Week	Rice, Ordinary							
	Wholesale Prices				Retail Prices			
	2006	2007	% Change		2006	2007	% Change	
(1)	(2)	(3)	(3)/(2)	(weekly)	(6)	(7)	(7)/(6)	(weekly)
Mar Wk1	19.43	20.03	3.09	0.81	21.12	21.67	2.60	0.65
Wk 2	19.47	20.13	3.39	0.50	21.27	21.77	2.35	0.46
Wk 3	19.58	20.20	3.17	0.35	21.23	21.76	2.50	-0.05
Wk 4	19.61	20.33	3.67	0.64	21.29	21.81	2.44	0.23
Wk 5	19.57	20.37	4.09	0.20	21.29	21.83	2.54	0.09
Apr Wk1	19.59	20.31	3.68	-0.29	21.33	21.81	2.25	-0.09
Wk 2	19.58	20.38	4.09	0.34	21.29	21.89	2.82	0.37
Wk 3	19.65	20.36	3.61	-0.10	21.35	21.93	2.72	0.18

Month/Week	Corngrain, Yellow											
	Farmgate Prices				Wholesale Prices				Retail Prices			
	2006	2007	% Change		2006	2007	% Change		2006	2007	% Change	
(1)	(2)	(3)	(3)/(2)	(weekly)	(6)	(7)	(7)/(6)	(weekly)	(10)	(11)	(11)/(10)	(weekly)
Mar Wk1	9.40	9.86	4.89	1.34	11.26	11.15	-0.98	0.81	14.55	14.90	2.41	-0.60
Wk 2	9.42	10.01	6.26	1.52	11.36	11.34	-0.18	1.70	14.95	14.96	0.07	0.40
Wk 3	9.57	10.05	5.02	0.40	11.36	11.32	-0.35	-0.18	14.79	14.87	0.54	-0.60
Wk 4	9.57	10.06	5.12	0.10	11.30	11.30	0.00	-0.18	14.80	14.88	0.54	0.07
Wk 5	9.57	10.20	6.58	1.39	11.08	11.48	3.61	1.59	14.76	14.96	1.36	0.54
Apr Wk1	9.58	10.26	7.10	0.59	11.09	11.62	4.78	1.22	14.80	14.96	1.08	0.00
Wk 2	9.59	10.33	7.72	0.68	11.00	11.62	5.64	0.00	14.80	15.06	1.76	0.67
Wk 3	9.62	10.36	7.69	0.29	11.01	11.64	5.72	0.17	14.62	15.38	5.20	2.12

Month/Week	Corngrain, White											
	Farmgate Prices				Wholesale Prices				Retail Prices			
	2006	2007	% Change		2006	2007	% Change		2006	2007	% Change	
(1)	(2)	(3)	(3)/(2)	(weekly)	(6)	(7)	(7)/(6)	(weekly)	(10)	(11)	(11)/(10)	(weekly)
Mar Wk1	10.15	11.74	15.67	-0.76	11.52	12.36	7.29	0.24	16.05	16.14	0.56	0.19
Wk 2	10.32	11.33	9.79	-3.49	11.68	12.52	7.19	1.29	16.09	15.61	-2.98	-3.28
Wk 3	10.60	11.65	9.91	2.82	11.52	12.53	8.77	0.08	15.99	15.61	-2.38	0.00
Wk 4	10.91	11.48	5.22	-1.46	11.54	12.19	5.63	-2.71	15.79	15.03	-4.81	-3.72
Wk 5	10.87	11.62	6.90	1.22	11.67	12.28	5.23	0.74	15.81	15.03	-4.93	0.00
Apr Wk1	10.86	11.50	5.89	-1.03	11.64	12.16	4.47	-0.98	15.81	15.05	-4.81	0.13
Wk 2	10.94	11.53	5.39	0.26	11.79	12.11	2.71	-0.41	15.94	14.87	-6.71	-1.20
Wk 3	10.97	11.44	4.28	-0.78	11.81	11.89	0.68	-1.82	15.92	14.74	-7.41	-0.87