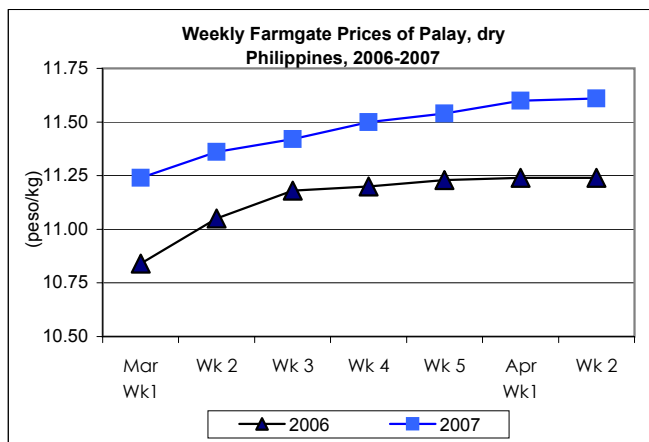




Updates on Palay, Rice & Corn Prices, April 11 - 17, 2007

A. Farmgate Price of Palay

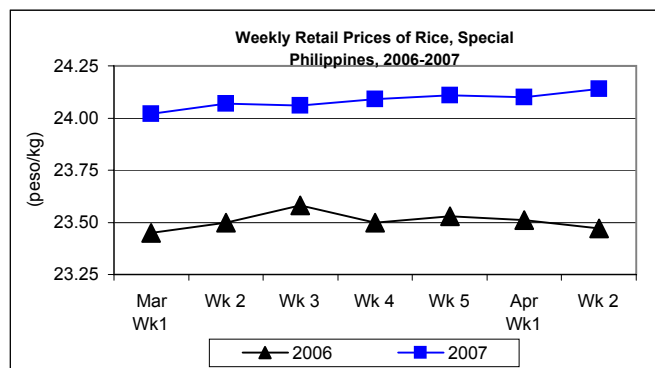
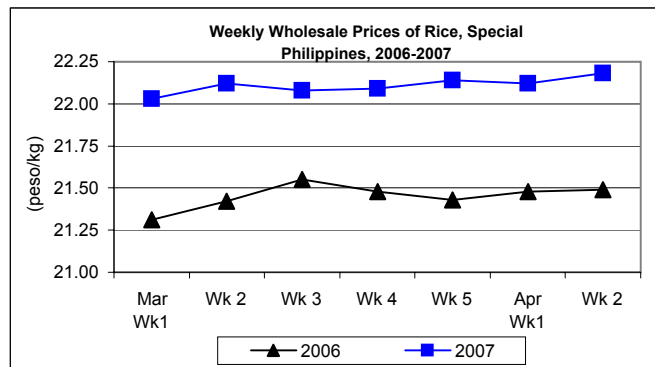
- ☀ Price was continuously on the uptrend, albeit at rate lower than the previous week's increase.
- Price was quoted at P11.61/kg which went **up** by 0.09% from last week's quotation and grew by 3.29% from the price a year ago.



B. Wholesale and Retail Prices of Rice, Special

☀ Wholesale and retail prices recovered from the previous week's drop. Both levels gained increases from last year's quotations.

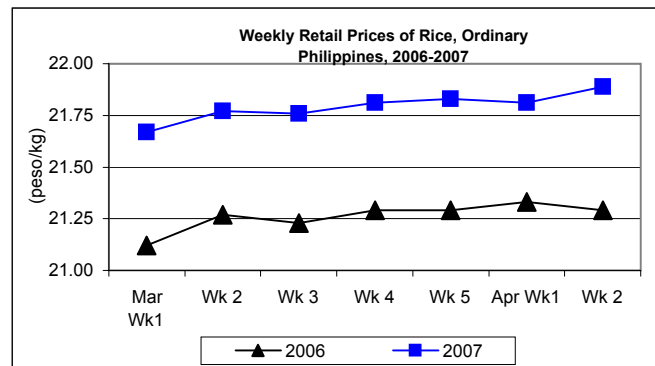
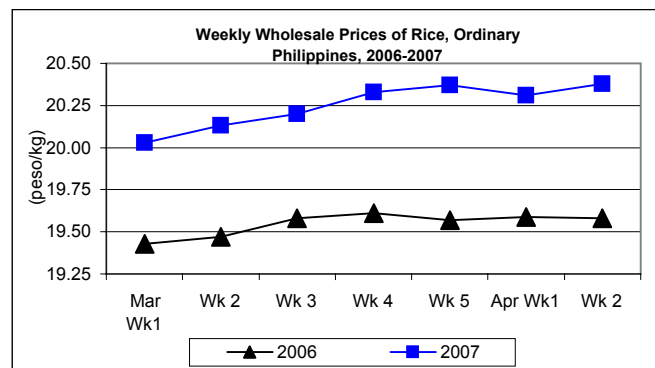
- Wholesale price settled at P22.18/kg and **increased** by 0.27% and 3.21% above last week's and last year's prices, respectively.
- Retail price was **higher** this week at P24.14/kg gaining 0.17% from last week's record and by 2.85% above last year's quotation.



C. Wholesale and Retail Prices of Rice, Ordinary

☀ Both wholesale and retail prices were higher this week.

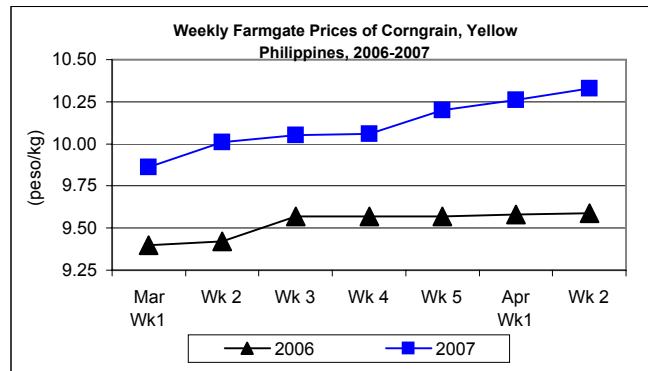
- At wholesale, price was quoted at P20.38/kg which indicated **increases** of 0.34% from last week's price and by 4.09% from last year's record.
- Retail price which averaged P21.89/kg was **higher** by 0.37% from the previous week's price and by 2.82% from last year's records.



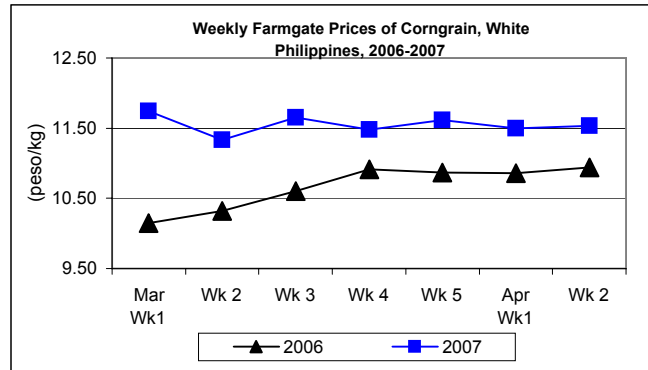
D. Farmgate Prices of Corngrain, Yellow and White

✦ Yellow corngrain prices were on a continuous uptrend while retail prices reflected intermittent fluctuations.

- Yellow corngrain price at P10.33/kg showed a 0.68% **increment** from last week's price. Compared to 2006 record, price was still **higher** by 7.72%.



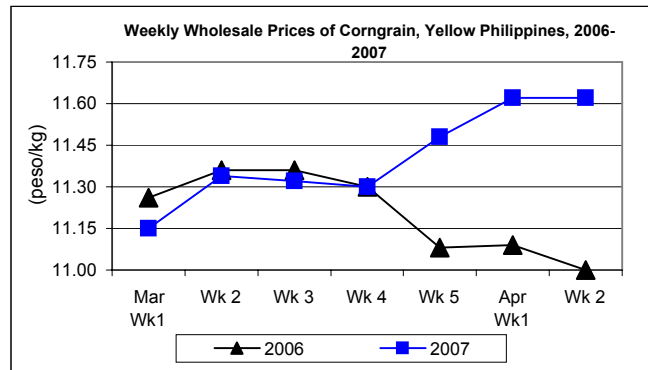
- White corngrain price at P11.53/kg was **higher** this week. It went **up** by 0.26% from last week's quotation and by 5.39% from last year's records.



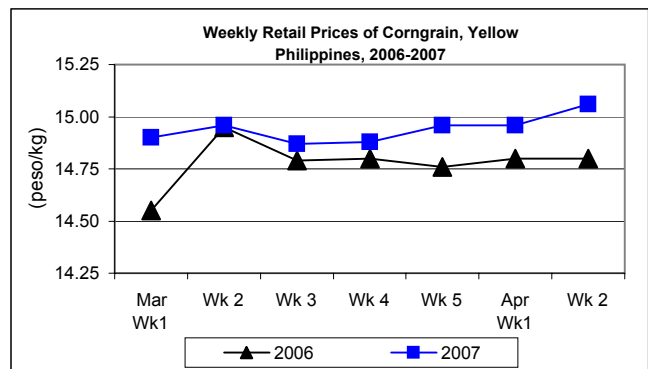
E. Wholesale and Retail Prices of Corngrain, Yellow

✦ Wholesale price remained at last week's level while retail price increased after last week's halt.

- Wholesale price averaged at last week's level of P11.62/kg but **higher** from last year's record by 5.64%.



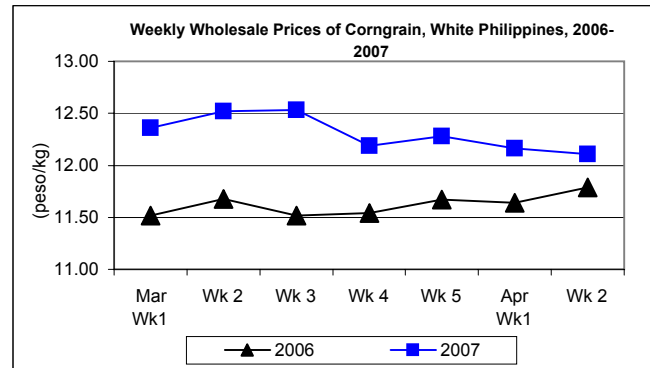
- Retail price at P15.06/kg was **higher** from last week's P14.96/kg and **gained** by 1.76% from last year's P14.80/kg.



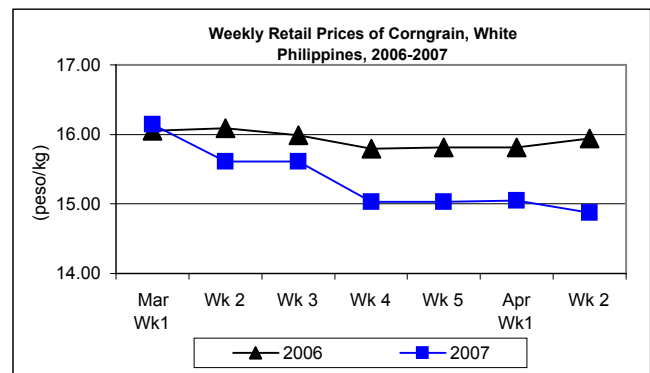
F. Wholesale and Retail Prices of Corngrain, White

✳ Weekly wholesale prices were on a downtrend while retail price dropped after last week's increase. Wholesale prices indicated increases while retail prices remained below last year's records.

- At wholesale, price averaged P12.11/kg and was **lower** by 0.41% from last week's price of P12.16/kg. From last year's record, price **grew** by 2.71%.



- At retail, price was quoted at P14.87% **down** by 1.20% from last week's record and by 6.71% from 2006 price quotation.



Annex 1

Comparative Weekly Farmgate, Wholesale and Retail Prices of Palay, Rice and Corn, Philippines

Month/Week	Palay, dry				Rice, Special							
	Farmgate Prices				Wholesale Prices				Retail Prices			
	2006	2007	% Change		2006	2007	% Change		2006	2007	% Change	
(1)	(2)	(3)	(3)/(2)	(weekly)	(6)	(7)	(7)/(6)	(weekly)	(10)	(11)	(11)/(10)	(weekly)
Mar Wk1	10.84	11.24	3.69	1.35	21.31	22.03	3.38	0.78	23.45	24.02	2.43	0.33
Wk 2	11.05	11.36	2.81	1.07	21.42	22.12	3.27	0.41	23.50	24.07	2.43	0.21
Wk 3	11.18	11.42	2.15	0.53	21.55	22.08	2.46	-0.18	23.58	24.06	2.04	-0.04
Wk 4	11.20	11.50	2.68	0.70	21.48	22.09	2.84	0.05	23.50	24.09	2.51	0.12
Wk 5	11.23	11.54	2.76	0.35	21.43	22.14	3.31	0.23	23.53	24.11	2.46	0.08
Apr Wk1	11.24	11.60	3.20	0.52	21.48	22.12	2.98	-0.09	23.51	24.10	2.51	-0.04
Wk 2	11.24	11.61	3.29	0.09	21.49	22.18	3.21	0.27	23.47	24.14	2.85	0.17

Month/Week	Rice, Ordinary							
	Wholesale Prices				Retail Prices			
	2006	2007	% Change		2006	2007	% Change	
(1)	(2)	(3)	(3)/(2)	(weekly)	(6)	(7)	(7)/(6)	(weekly)
Mar Wk1	19.43	20.03	3.09	0.81	21.12	21.67	2.60	0.65
Wk 2	19.47	20.13	3.39	0.50	21.27	21.77	2.35	0.46
Wk 3	19.58	20.20	3.17	0.35	21.23	21.76	2.50	-0.05
Wk 4	19.61	20.33	3.67	0.64	21.29	21.81	2.44	0.23
Wk 5	19.57	20.37	4.09	0.20	21.29	21.83	2.54	0.09
Apr Wk1	19.59	20.31	3.68	-0.29	21.33	21.81	2.25	-0.09
Wk 2	19.58	20.38	4.09	0.34	21.29	21.89	2.82	0.37

Month/Week	Corngrain, Yellow											
	Farmgate Prices				Wholesale Prices				Retail Prices			
	2006	2007	% Change		2006	2007	% Change		2006	2007	% Change	
(1)	(2)	(3)	(3)/(2)	(weekly)	(6)	(7)	(7)/(6)	(weekly)	(10)	(11)	(11)/(10)	(weekly)
Mar Wk1	9.40	9.86	4.89	1.34	11.26	11.15	-0.98	0.81	14.55	14.90	2.41	-0.60
Wk 2	9.42	10.01	6.26	1.52	11.36	11.34	-0.18	1.70	14.95	14.96	0.07	0.40
Wk 3	9.57	10.05	5.02	0.40	11.36	11.32	-0.35	-0.18	14.79	14.87	0.54	-0.60
Wk 4	9.57	10.06	5.12	0.10	11.30	11.30	0.00	-0.18	14.80	14.88	0.54	0.07
Wk 5	9.57	10.20	6.58	1.39	11.08	11.48	3.61	1.59	14.76	14.96	1.36	0.54
Apr Wk1	9.58	10.26	7.10	0.59	11.09	11.62	4.78	1.22	14.80	14.96	1.08	0.00
Wk 2	9.59	10.33	7.72	0.68	11.00	11.62	5.64	0.00	14.80	15.06	1.76	0.67

Month/Week	Corngrain, White											
	Farmgate Prices				Wholesale Prices				Retail Prices			
	2006	2007	% Change		2006	2007	% Change		2006	2007	% Change	
(1)	(2)	(3)	(3)/(2)	(weekly)	(6)	(7)	(7)/(6)	(weekly)	(10)	(11)	(11)/(10)	(weekly)
Mar Wk1	10.15	11.74	15.67	-0.76	11.52	12.36	7.29	0.24	16.05	16.14	0.56	0.19
Wk 2	10.32	11.33	9.79	-3.49	11.68	12.52	7.19	1.29	16.09	15.61	-2.98	-3.28
Wk 3	10.60	11.65	9.91	2.82	11.52	12.53	8.77	0.08	15.99	15.61	-2.38	0.00
Wk 4	10.91	11.48	5.22	-1.46	11.54	12.19	5.63	-2.71	15.79	15.03	-4.81	-3.72
Wk 5	10.87	11.62	6.90	1.22	11.67	12.28	5.23	0.74	15.81	15.03	-4.93	0.00
Apr Wk1	10.86	11.50	5.89	-1.03	11.64	12.16	4.47	-0.98	15.81	15.05	-4.81	0.13
Wk 2	10.94	11.53	5.39	0.26	11.79	12.11	2.71	-0.41	15.94	14.87	-6.71	-1.20